

Session 10



NSLDS Update

Andrea Wise

Ron Bennett

Today's Topics

- ☐ NSLDS Communication
- ☐ Access Management
- ☐ Perkins Reporting
- ☐ Transfer Student Monitoring
- ☐ Cohort Default Rates
- ☐ Storage of Loan Balances
- ☐ Disability Discharges
- ☐ Prescreening/Postscrening

5 X 5
with
NSLDS

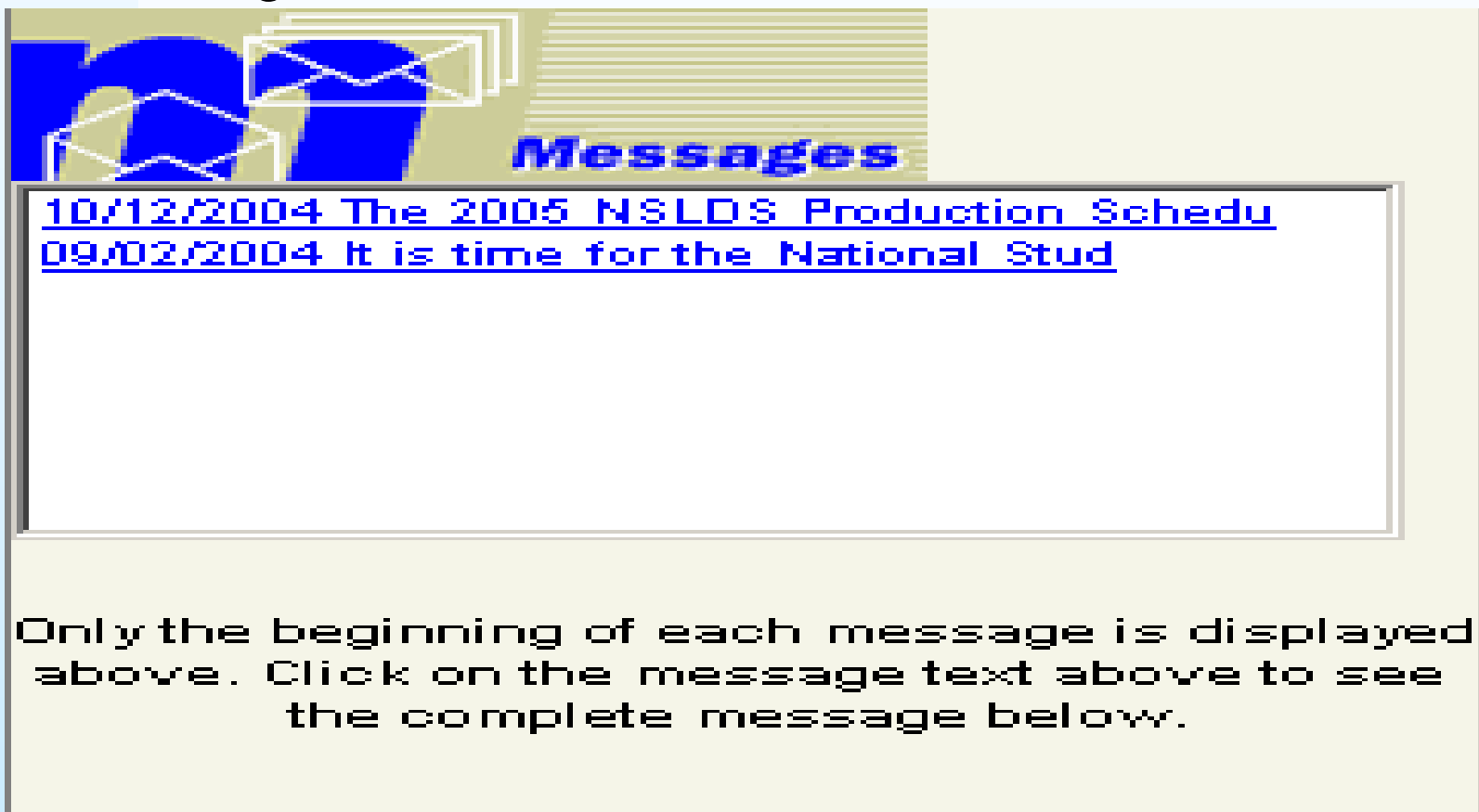
A message from the Director



NSLDS Communication

❑ NSLDS Website

– Messages






The screenshot shows a web page titled "Messages" with a blue header and a list of messages. The first message is dated 10/12/2004 and titled "The 2005 NSLDS Production Schedu". The second message is dated 09/02/2004 and titled "It is time for the National Stud". Below the list, a text box explains that only the beginning of each message is displayed and that clicking on the message text will show the complete message below.

Messages

10/12/2004 The 2005 NSLDS Production Schedu
09/02/2004 It is time for the National Stud

Only the beginning of each message is displayed above. Click on the message text above to see the complete message below.



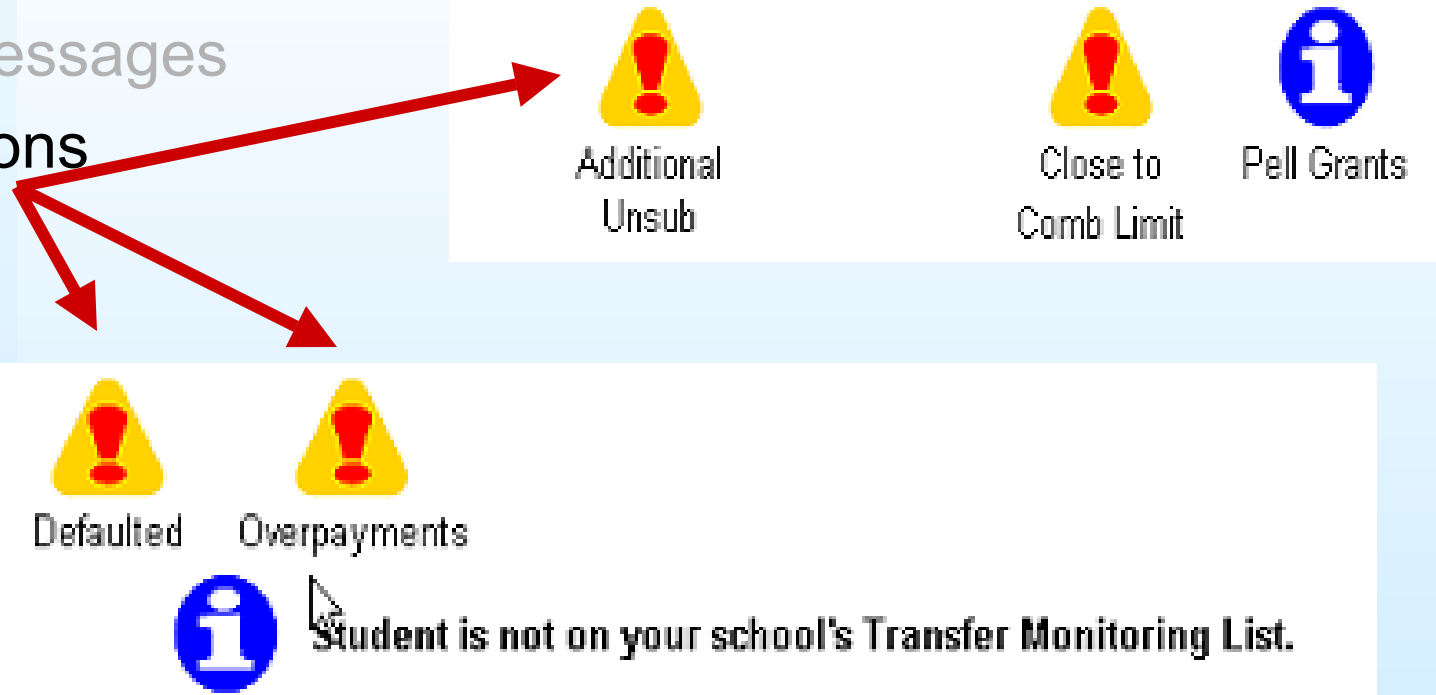
 <h3>Messages</h3> <div><div>09/22/2002 The Default Loan Summary Report</div><div>09/16/2002 NSLDS has redesigned the Main Me</div></div>	 <h3>Financial Aid</h3> <ul style="list-style-type: none">Loan HistoryOverpayment HistoryFell GrantStudent Access Interface	 <h3>Enrollment</h3> <ul style="list-style-type: none">Enrollment SummaryEnrollment AddEnrollment UpdateEnrollment Reporting Schedule	 <h3>Transfer Monitoring</h3> <ul style="list-style-type: none">Transfer Monitoring ListMonitoring Alert ReviewSchool Transfer Profile
<div>Only the beginning of each message is displayed above. Click on the message text above to see the complete message below.</div> <div>SSN: <input type="text"/> First Name: <input type="text"/> DOB: <input type="text"/></div> <div>Enter details and click on a Financial Aid link or Enrollment Summary above. DOB should be in MMDDCCYY format.</div>			

09/22/2002 The Default Loan Summary Report is now available on the NSLDSFAP Web site. The Default Loan Summary Report (SCHDF1 for school users and SCHDF2 for ED users) provides users with a list of loans that have a defaulted loan status (DB, DL, DO, DT, DU, DW, DF, or DZ) and a loan status date that falls within the requested date range and requested school code (OPEID). Users can select all loan programs or only one. The report includes student identifiers, loan identifiers, Guaranty Agency information, and lender information. It also includes the current loan status and up to three status codes from history. The report can be sorted by loan status date, Last Name, or Social Security Number. The information is available in a formatted report or an extract file. School users receive reports via their SAIG mailbox. The file layouts for the extract files are available at <http://www.ifap.ed.gov>.

NSLDS Communication

❑ NSLDS Website

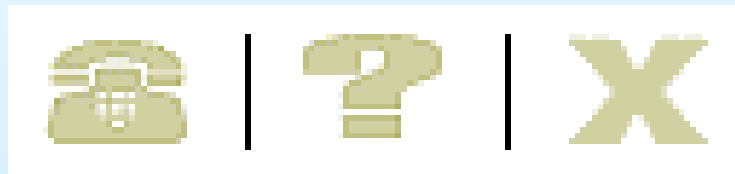
- Messages
- Icons



NSLDS Communication

☐ NSLDS Website

- Messages
- Icons
- Help Text



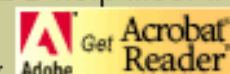
Logged on as: ONLINE SCHOOL ID FOR TRAINING from [UNIVERSITY OF CHATHAM](#)



Return to
Previous Page

Download Help

You need Adobe Acrobat Reader to view NSLDS help files. If you do not have Adobe Acrobat Reader, click to download and install it on your computer.

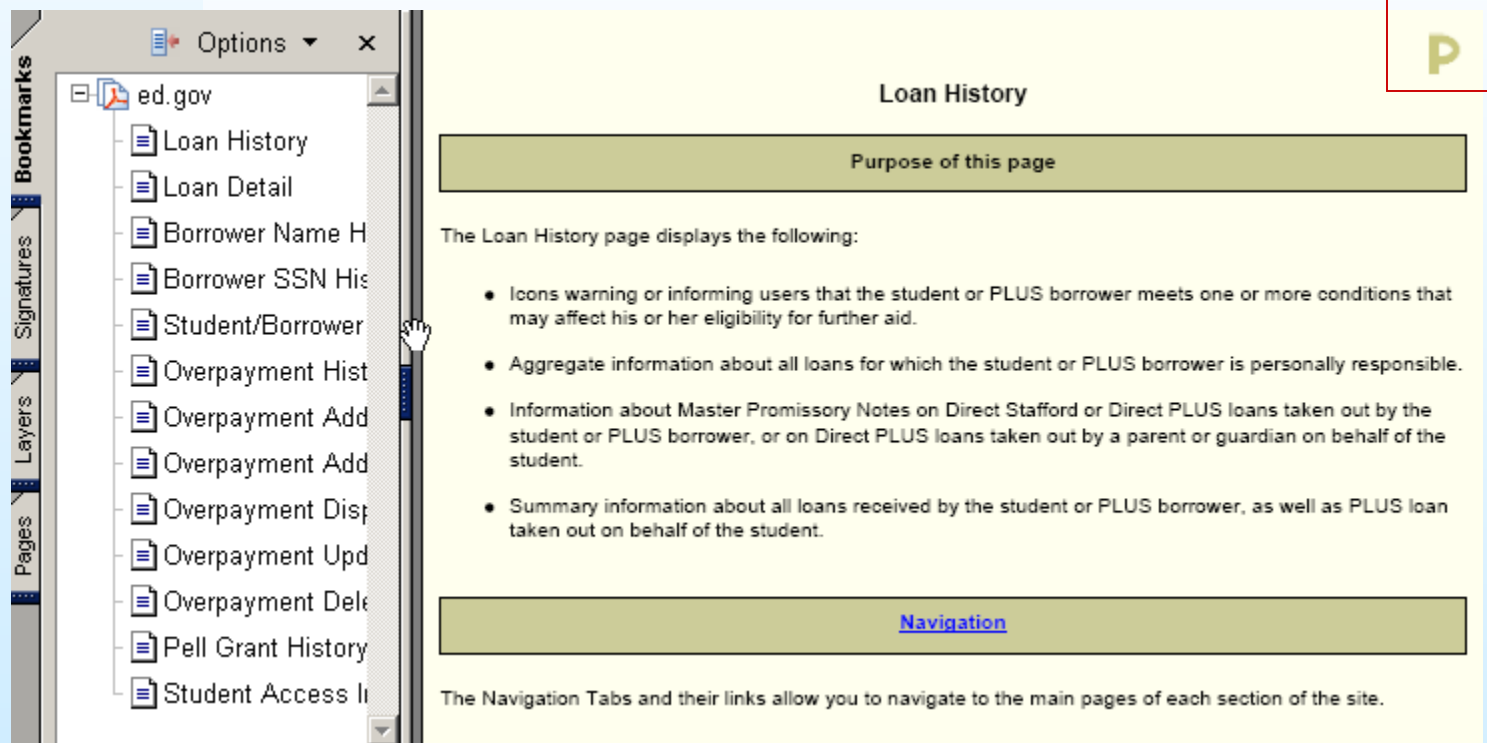


Please click on the help files you wish to download.

Help File	Zipped
Getting Started	No
Financial Aid	No
Enrollment	No
Organization	No
Transfer Monitoring	No
Reporting	No
All Help	No
All Help	Yes

NSLDS Communication

– Help Text



The screenshot shows the NSLDS Loan History page. On the left is a sidebar with a 'Bookmarks' section containing a list of links: ed.gov, Loan History, Loan Detail, Borrower Name H, Borrower SSN His, Student/Borrower, Overpayment Hist, Overpayment Add, Overpayment Add, Overpayment Dis, Overpayment Upd, Overpayment Del, Pell Grant History, and Student Access I. The main content area is titled 'Loan History' and features a yellow background. A red box highlights a yellow 'P' icon in the top right corner. Below the title, there is a section titled 'Purpose of this page' which contains the following text: 'The Loan History page displays the following:'. This is followed by a bulleted list: '• Icons warning or informing users that the student or PLUS borrower meets one or more conditions that may affect his or her eligibility for further aid.', '• Aggregate information about all loans for which the student or PLUS borrower is personally responsible.', '• Information about Master Promissory Notes on Direct Stafford or Direct PLUS loans taken out by the student or PLUS borrower, or on Direct PLUS loans taken out by a parent or guardian on behalf of the student.', and '• Summary information about all loans received by the student or PLUS borrower, as well as PLUS loan taken out on behalf of the student.' At the bottom of the main content area, there is a section titled 'Navigation' which contains the text: 'The Navigation Tabs and their links allow you to navigate to the main pages of each section of the site.'

NSLDS Communication

IFAP

☐ NSLDS Reference Materials

- Enrollment Reporting Guide
- Transfer Monitoring User Guide
- Federal Perkins Data Provider Instructions
- Technical Updates
- Record Layouts

☐ Dear Partner/Colleague Letters

NSLDS Communication

- ❑ PMESSAGES via SAIG
- ❑ FSA Download Website
 - Data Provider software
 - Threshold, Error Code and Field Code File (TEF)
- ❑ Customer Service
 - 1-800-999-8219
 - NSLDS@pearson.com

Access Management

☐ Password

- Reset Every 90 Days
- Reset Using NSLDS Website



Access Management

☐ Online Password Changes

THIS IS A RESTRICTED SYSTEM

This system is LIMITED to approved use by AUTHORIZED personnel only.
Access by others is prohibited and unauthorized.

[Sign-Up Information](#) | [System Requirements](#) | [News & Events](#) |

[Change Password](#) | [FAQ](#) | [Download Help](#)

ENTER LOGON DETAILS: User ID:

Password:

Logon

Access Management

Change Password

Please Enter Details

User Id:

Current Password:

New Password:

Confirm Password:

Change Password

Access Management

- ❑ Password
 - Reset Every 90 Days
 - Reset Using NSLDS Website
- ❑ User IDs
 - Inactive Ids



Access Management

❑ NSLDS Usage

- Title IV Aid Administration
- Determining Eligibility
- Aid Overpayment Reporting
- Enrollment Reporting

❑ User Responsibility

- Protect User ID and Password
- Protect Privacy of Data



Perkins Reporting

- ❑ New Workgroup Formed
 - 1st Meeting October 19, 2004
 - Reporting Issues/Concerns
- ❑ Reconciliation with NSLDS
- ❑ Required Monthly Reporting
 - 2005 Schedules Available On the Web

Perkins Reporting



Menu | **Aid** | **Enroll** | **Org** | **Report**



[Org Contact List](#) | [Org Search](#) | **[Data Provider Schedule](#)** | [Repayment Information](#) | [Cohort Default Rate DM](#)
[Cohort Default Rate Ed](#) | [View Data Control](#) | [School Profile](#) | [Cohort Default Rate FPPS](#)

Data Provider Schedule

Scheduled Submittal Date	Received Date	Processed Date	Loan Records Extracted	Loans with Errors	Submittal Pass Rate(%)
01/11/2005	N/A	N/A	N/A	N/A	N/A
12/07/2004	N/A	N/A	N/A	N/A	N/A
11/09/2004	N/A	N/A	N/A	N/A	N/A
10/12/2004	10/06/2004	10/12/2004	5,932	38	100.00
09/07/2004	09/01/2004	09/07/2004	6,056	39	100.00

Transfer Student Monitoring

- ❑ Requirement to Sign-up
 - 546 Schools Need to Sign-up
 - FSA Case Management Contacting Schools



Transfer Student Monitoring

School Transfer Profile

Update

First Name: AMY

Last Name: ADLER

Title: ASSISTANT DIRECTOR

Phone: 555-555-5555 **Ext:**

E-Mail: amy.adler@hanners.edu

Inform:

Transfer Monitoring Servicer:

Alert: Web and Batch

SAIG Mailbox: TG50013

Transfer Monitoring Servicer: Yes

Batch Alert Method: Extract

Last Update By: ONLINE SCHOOL ID FOR TRAINING on
02/25/2004

Cohort Default Rate(CDR) Tools

- ❑ **Monitoring Loans Entering Repayment**
 - School Repayment Loan Detail
- ❑ **Obtaining CDR Information**
 - eCDR
 - Cohort Default Rate History Report
- ❑ **CDR Calculation**
 - Removing Rehabilitated Loans



NSLDS Storage of Balances

- ❑ Historical Background
 - Most Recently Reported OPB/OIB
- ❑ NSLDS Database Changes to Storing Balances
 - Store as of Each Fiscal Quarter
 - Balance Corresponding to Each Status Update
- ❑ NSLDS Website Changes
 - Current Balance Remains on Summary/Detail Pages
 - Icon for Retrieving Loan Balance History

NSLDS Storage of Balances (cont.)

- ❑ Benefits of maintaining balances
 - Enhance Loan History
 - Aids Various Research Efforts
 - Improve Portfolio Management

Conditional Disability Discharge Process

- ❑ Current, Discharge Reporting by Loan Data Providers
 - Report Status of DI and DS for FFEL/DL
 - CA status with PI Discharge Type for Perkins
 - Report Zero Balances

Conditional Disability Discharge Process

☐ School Responsibility

- Be Aware of Disability Icon Alerts
- Additional Research May Be Required for Determining Appropriate Aggregates



Multiple Discharges



Permanent Discharge



Reaffirm Discharge



Conditional Discharge



Discharged Death

Conditional Disability Discharge Process

- ❑ CDDTS Will Begin Reporting Monthly 2005
 - Balances During Their Conditional Period
 - Closures for Permanently Discharged Loans

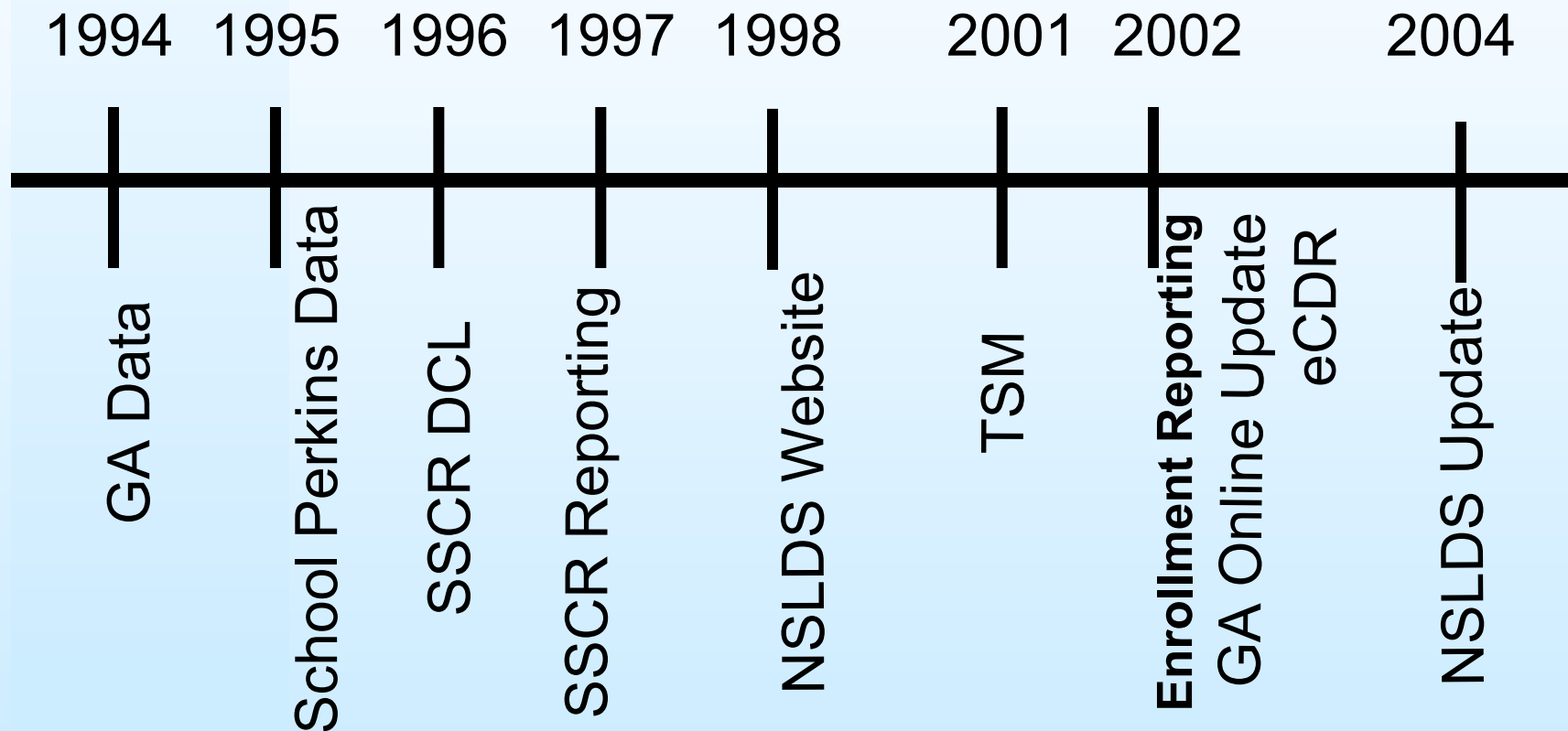
- ❑ NSLDS Will Alert Community When Process is in Place

Prescreening/Postscreening

- ❑ Postscreening Reason Codes
 - 14 Active Bankruptcy Entered
 - 15 PLUS Master Promissory Note Status Change

Evolution of NSLDS

A decade of progress





Celebrating Success



Technical Assistance

We appreciate your feedback
and comments

NSLDS Customer Service Center

1-800-999-8219

Nslds@Pearson.com