



# NEW ORLEANS

N A S F A A   C O N F E R E N C E   2 0 0 2

The NASFAA Conference 2002 ♪ July 21-24 ♪ New Orleans, LA



**FSA**  
F E D E R A L  
S T U D E N T A I D

*We Help Put America Through School*



## ***Session 115***

# ***What's New with FAFSA on the Web, the PIN, and FAA Access Online?***



*We Help Put America Through School*



# FAFSA on the Web Home Page

■ Easy to Follow

■ As simple as 1, 2, 3

**FAFSA**  
FREE APPLICATION FOR FEDERAL STUDENT AID  
*We Help Put America Through School*

**Discover Your Opportunities!**  
FAFSA opens the door to the federal aid process. Every step you can take gets you closer to achieving your education goals. Find out what you can expect from beginning to end. [More>>](#)

**Welcome to FAFSA on the Web, U.S. Department of Education**

**FAFSA ALERTS:**  
**Deadlines:**  
Submit 2002-2003 FAFSA on the Web Applications by **midnight Central Daylight time, June 30, 2003.** [More>>](#)

**Scheduled Maintenance:**  
FAFSA on the Web will be unavailable on every Sunday from 5 a.m. to 11 a.m. (Eastern Standard Time). We apologize for any inconvenience this may cause. [More>>](#)

**Before Beginning a FAFSA**  
**Get organized!**  
To simplify filling out the application, gather the required documents and other information.

- Determine my eligibility
- Gather documents and information
- Check deadlines
- Register for a PIN
- Find my school codes
- Interactive Worksheets
- More Options >>>

**Filling Out a FAFSA**  
**Fill out the application!**  
FAFSA has seven steps that ask about you, your school plans, financial information and more.

- Fill out a FAFSA
- Llenar una FAFSA en Español
- Fill out a Renewal FAFSA
- Continue working on saved FAFSA
- Provide Electronic Signature
- More Options >>>

**FAFSA Follow-up**  
**Find your FAFSA online!**  
You can go back to your FAFSA to check status, make corrections to a processed FAFSA, and get other information.

- Check status of a submitted FAFSA
- Print Student Aid Report (SAR)
- Make Corrections to a Processed FAFSA
- Student Access
- More Options >>>

**FSA ELECTRONIC SERVICES**   **PRIVACY & SECURITY**   **STUDENT GUIDE**



*We Help Put America Through School*



# Help Text and FAQs

**FAFSA on the Web**

Home Pin Site **Help** Contact Us **FAQs** Site Map

Discover Your Opportunities! Before Beginning a FAFSA Filling out a FAFSA FAFSA Follow-Up

**FAQs: FAFSA on the Web**

Have a question about FAFSA on the Web? Select from the following topic areas to find answers to your most frequently asked questions:

- Applying for Aid
- Eligibility
- Using FAFSA on the Web
- Using FAFSA Corrections on the Web
- Processing
- PINs
- Signatures
- Check Status
- Federal School Code Search
- What is the difference...?
- Definitions
- Technical Questions
- Getting Help
- Recently Added FAQs

## ■ Frequently Asked Questions

- Find the category
- Find your question
- Search capability

## ■ Help Text

- Find the topic of the question
- Search capability



We Help Put America Through School





# Step 1- Before Beginning a FAFSA

**FAFSA<sup>SM</sup> on the Web**

Home Pin Site Help Contact Us FAQs Site Map

Discover Your Opportunities! **Before Beginning a FAFSA** Filling Out a FAFSA FAFSA Follow-Up

**Before Beginning a FAFSA Overview**

**Time Saving Suggestions**

**Get documents you need**  
Start with your Social Security Number, driver's license, income tax return, bank statements and investment records.

**Print a Pre-Application Worksheet**  
See a preview of the questions; dependent students can use it to help parents write in info at their convenience.

**Plan how to sign your FAFSA**  
Electronically with a PIN; send a signature page in the mail; or a signed copy of your Student Aid Report.

**Speed the process with your PIN**  
Sign your FAFSA electronically.

**Establish your eligibility**  
Citizens, non-citizens; with high school diploma or GED; states may use your FAFSA to award additional aid from their programs.

**Note important deadlines**  
We must receive your form no later than June 30, 2003, 8 p.m. EST. Colleges and states may have earlier deadlines.

**Privacy & Security**

**Left Sidebar:** Overview, General Student Aid Info, Documents Needed, Pre-Application Worksheet, Drug Conviction Worksheet, Interactive Worksheets, Signatures Required, Your PIN, Time to Complete, Student Eligibility, Deadlines, Federal School Code Search, Browser Requirements, Clearing Your Browser's Cache, Before Beginning a FAFSA FAQs

- Documents Needed
- Pre-Application Worksheet
- Plan how to sign your FAFSA
- Establish your eligibility
- Important Deadlines



We Help Put America Through School



# Step 2- Filling out a FAFSA

- First Time
- Renewal
- Corrections to a submitted FAFSA
- Open a Saved application

## FAFSA<sup>SM</sup> on the Web

[Home](#)
[Pin Site](#)
[Help](#)
[Contact Us](#)
[FAQs](#)
[Site Map](#)

Discover Your Opportunities!
Before Beginning a FAFSA
Filling Out a FAFSA
FAFSA Follow-Up

Overview

Pre-Application Worksheet

Fill Out Your FAFSA

Fill Out a Renewal FAFSA

Fill Out a Spanish FAFSA

Open Your Saved FAFSA

Provide Electronic Signature

Make Corrections

Register for Your PIN

Forgot Your PIN?

Forgot Your Password?

Browser Requirements

Filling Out a FAFSA FAQs

### Filling Out a FAFSA Overview

Congratulations! You're ready to begin filling out a FAFSA on the Web. You've gathered the documents you'll need. Now you can discover some of the time saving benefits of applying online:

- Get both general and specific help for each page of the application as you go
- Access worksheets that automatically calculate and enter information for you
- Save your application at any time
- Read FAQs about the application from other students like you
- Electronically sign your FAFSA on the Web

Which FAFSA do you want to complete?	
First Time FAFSA on the Web	<a href="#">Start</a> ▶
Renewal FAFSA on the Web	<a href="#">Start</a> ▶
Make Corrections to a Submitted FAFSA	<a href="#">Start</a> ▶
Open Your Saved FAFSA/Renewal FAFSA/Corrections on the Web	<a href="#">Start</a> ▶

Please check the [browser requirements](#) before beginning your FAFSA on the Web.

Display a non-submittable [Pre-Application Worksheet](#).

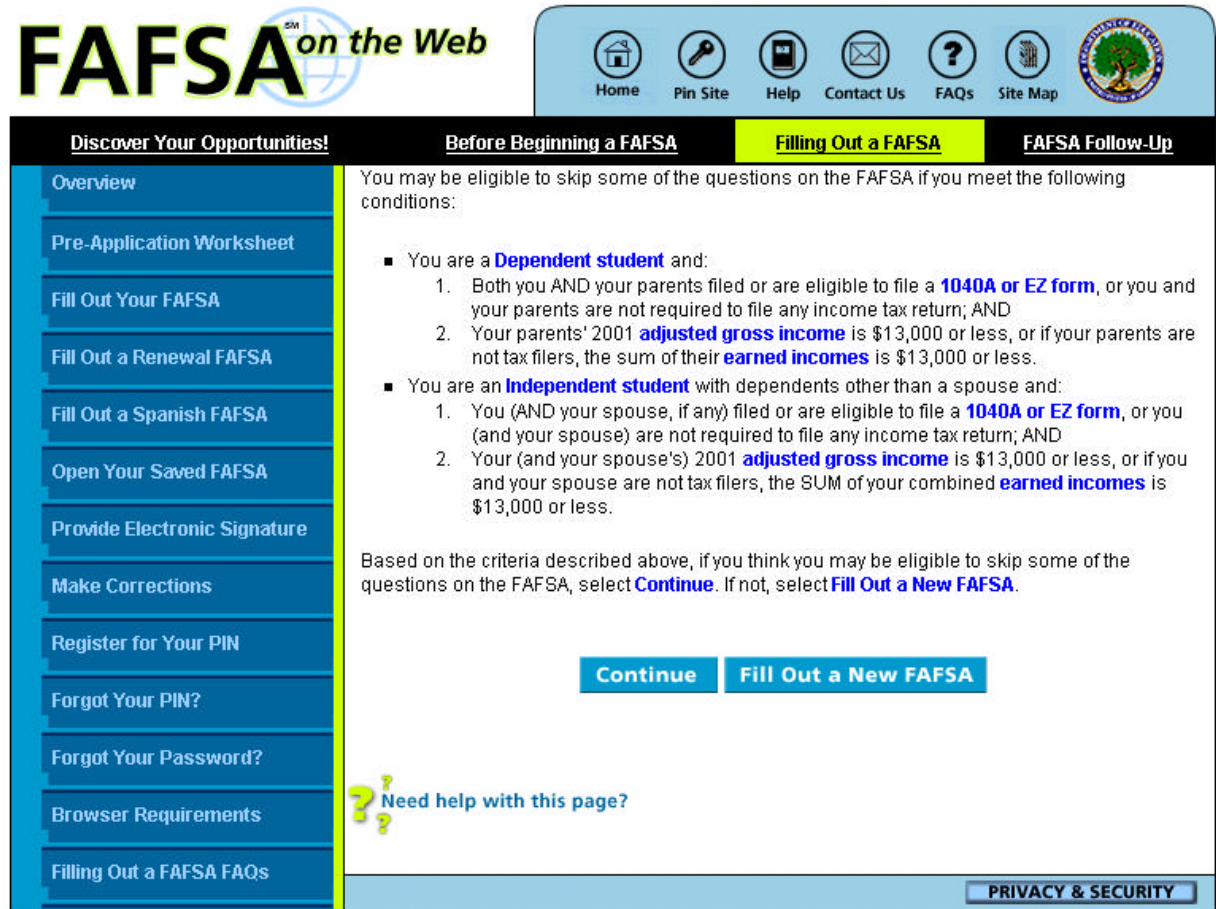
[PRIVACY & SECURITY](#)

We Help Put America Through School

6

# New Features!

- Incorporation of Auto-Zero EFC functions
  - States will have the capability of skipping Auto Zero and SNT skip logic
- Re-ordering of the questions
- If eligible, skip the following questions:
  - student and parent income taxes and exemptions
  - student and parent Worksheets A, B, and C
  - student and parent assets



**FAFSA** on the Web

Home Pin Site Help Contact Us FAQs Site Map

**Discover Your Opportunities!** Before Beginning a FAFSA **Filling Out a FAFSA** FAFSA Follow-Up

Overview  
Pre-Application Worksheet  
Fill Out Your FAFSA  
Fill Out a Renewal FAFSA  
Fill Out a Spanish FAFSA  
Open Your Saved FAFSA  
Provide Electronic Signature  
Make Corrections  
Register for Your PIN  
Forgot Your PIN?  
Forgot Your Password?  
Browser Requirements  
Filling Out a FAFSA FAQs

You may be eligible to skip some of the questions on the FAFSA if you meet the following conditions:

- You are a **Dependent student** and:
  1. Both you AND your parents filed or are eligible to file a **1040A or EZ form**, or you and your parents are not required to file any income tax return; AND
  2. Your parents' 2001 **adjusted gross income** is \$13,000 or less, or if your parents are not tax filers, the sum of their **earned incomes** is \$13,000 or less.
- You are an **Independent student** with dependents other than a spouse and:
  1. You (AND your spouse, if any) filed or are eligible to file a **1040A or EZ form**, or you (and your spouse) are not required to file any income tax return; AND
  2. Your (and your spouse's) 2001 **adjusted gross income** is \$13,000 or less, or if you and your spouse are not tax filers, the SUM of your combined **earned incomes** is \$13,000 or less.

Based on the criteria described above, if you think you may be eligible to skip some of the questions on the FAFSA, select **Continue**. If not, select **Fill Out a New FAFSA**.

**Continue** **Fill Out a New FAFSA**

? Need help with this page?

PRIVACY & SECURITY





# New Features! (cont)

- Auto Zero EFC skip logic conditions
  - Requires a re-ordering of the questions
  - Enhanced Skip-logic based on auto-zero eligibility
  - Re-ordering clearly explained prior to starting app
  - Simplified Needs Test
- Pre-Application Worksheet
  - Updated to reflect order of web application questions

Overview	<h3>Additional Information about the FAFSA</h3> <p><b>Caution:</b> While it appears that you (and your parents) may be able to skip certain income and asset questions on your Free Application for Federal Student Aid, your state or school may need you to answer these questions to see if you are eligible for state and school-sponsored financial aid.</p> <p>The states listed below require you to answer all FAFSA questions. Therefore, if you, the student, are a legal resident of one of these states, and would like to be considered for state financial aid, you must select the "Fill Out a New FAFSA" link below and provide answers to all of the FAFSA questions.</p> <p>States that require responses to all FAFSA questions are: Arkansas, California, Colorado, Delaware, Florida, Georgia, Hawaii, Illinois, Louisiana, Massachusetts, Maryland, Michigan, Minnesota, Montana, Nebraska, Nevada, New Mexico, New Jersey, New York, North Carolina, North Dakota, Ohio, Oklahoma, Oregon, Pennsylvania, South Dakota, Texas, Utah, Virginia, Vermont, West Virginia, Wisconsin, and Wyoming.</p> <p>Students who are applying for assistance from the health professions programs, and independent students whose college requires parental information from all students, should not skip any questions on the FAFSA. Select the "Fill Out a New FAFSA" link below and complete all FAFSA questions.</p> <p>To confirm whether or not you (and your parents) can skip questions, we will need to ask you some questions on the next several pages of this form.</p> <ul style="list-style-type: none"> <li>■ If your answers confirm that you can skip questions, you will have the option to skip them or complete the entire application.</li> <li>■ If your answers indicate that you cannot skip these questions, we will automatically take you to the full FAFSA and ask you to answer all remaining questions needed to determine your eligibility for financial aid.</li> <li>■ All the data you already entered will be carried over to the full FAFSA, so you will not need to re-enter any of that information.</li> </ul> <p>If you want us to confirm that you're eligible to skip certain income and asset questions on the FAFSA, select <a href="#">Continue</a>.</p> <p>If you want to complete all FAFSA questions, select <a href="#">Fill Out a New FAFSA</a>.</p>
Pre-Application Worksheet	
Fill Out Your FAFSA	
Fill Out a Renewal FAFSA	
Fill Out a Spanish FAFSA	
Open Your Saved FAFSA	
Provide Electronic Signature	
Make Corrections	
Register for Your PIN	
Forgot Your PIN?	
Forgot Your Password?	
Browser Requirements	
Filling Out a FAFSA FAQs	

[Continue](#)   [Fill Out a New FAFSA](#)



We Help Put America Through School



- Save the FAFSA, work on it later
- Continue working on the saved FAFSA
- Automatic session expire save
- Subsequent save reminders

# Save for Later

**FAFSA** on the Web  
2002-2003



Help



Contact Us



FAQs



Chat



Need help with this page?



This page may **scroll** downward.

## Save Your FAFSA for Later

Your 2002 - 2003 FAFSA on the Web has been saved.

You will need the password you entered before you began to fill out the form to reaccess your FAFSA on the Web. The information in the FAFSA you save will be secure and available for you to retrieve and edit for 45 days after which it will be deleted, and you will have to start a new application.

If you want to continue with the application, select [Go to Form](#) below. If you want to exit the application, select [Exit](#) below. To access your saved information later go to the Home Page and select "Continue working on saved FAFSA" under the **Filling Out a FAFSA** section of the FAFSA on the Web site.

**TAKE NOTE!** If you forget your password, you cannot retrieve the FAFSA you saved! Neither Customer Service nor the U.S. Department of Education has a record of your password. Remembering your password is your responsibility. Use it to take advantage of being able to save your FAFSA any time. You can retrieve and complete it whenever you want.

[Go to Form](#)



Need help with this page?

[EXIT](#)



*We Help Put America Through School*



# *Application Updates*

- Question text differentiates between ‘student’ and ‘parent’, where applicable
- W-2 form box numbers added to questions
- Pre-population of fields
  - “Number in College”
    - If Independent and “Household Size” equals ‘1’
  - “Were you Born Before 1/1/1980?”
    - Based on “Date of Birth”
  - “Are you Married?”
    - Based on “Marital Status”



*We Help Put America Through School*





# ***Application Updates (cont)***

- Personalized confirmation of submit page
  - Student's First Name
- Bar Code added to Signature Page
  - consists of Student's SSN and name ID



*We Help Put America Through School*



# Step 3- FAFSA Follow-Up

**FAFSA** on the Web



Discover Your Opportunities!

Before Beginning a FAFSA

Filling out a FAFSA

**FAFSA Follow-Up**

Overview

Check Status

Print SAR

Student Access

Register for Your PIN

Forgot Your PIN?

FAFSA Follow-up FAQs

## FAFSA Follow-Up Overview

You have successfully submitted your FAFSA electronically. Now the Department of Education takes the next step by processing your application and sending you a Student Aid Report (SAR) by mail. A copy of your SAR is also sent electronically to the schools you've listed in your FAFSA.

Your estimated EFC is a preliminary estimate based on the information you provided on this application. It is subject to change based upon your college's verification of information you provided. The EFC is used to determine your eligibility for federal student aid (and spouse, if applicable). Note that many schools have their own methodology to determine your family contribution and financial need. You will receive an official EFC on your Student Aid Report (SAR) based on the processing results of your FAFSA. For more information about the EFC see the Student Guide site at [www.ed.gov/prog\\_info/SFA/StudentGuide/](http://www.ed.gov/prog_info/SFA/StudentGuide/).

### What happens now?

FAFSA Follow-Up allows you to do the following:

- A. Check the status of your submitted FAFSA by selecting [Check Status of a Submitted FAFSA](#), or by returning to the FAFSA on the Web home page at [www.fafsa.ed.gov](http://www.fafsa.ed.gov) and selecting Check my Submitted FAFSA.

You can use the application status check to check the status of your FAFSA or correction at any point during the processing period.

Checking the status of your application at any time during the processing period is beneficial, but we recommend you at least check the status at the following times:

- 1 week after submission - if you used a PIN to sign your application
- 2-3 weeks after submission - if you printed, signed and mailed a signature page.

- B. Once we have received all required signatures and processed your application or correction form, you can access your processed application data by selecting [Student Access](#) from the left navigation bar.

- Check Status of a Submitted FAFSA
- Student Access
- Corrections on the Web instructions



*We Help Put America Through School*



# Check Status of a submitted application

- Ability to check right after submitting the FAFSA.
- Once processed, view your data!

The screenshot shows the FAFSA on the Web interface. The top navigation bar includes links for Home, Pin Site, Help, Contact Us, FAQs, Site Map, and the Department of Education logo. Below this, a secondary navigation bar has tabs for 'Discover Your Opportunities!', 'Before Beginning a FAFSA', 'Filling out a FAFSA', and 'FAFSA Follow-Up'. The left sidebar contains a list of links: Overview, Check Status (highlighted), Print SAR, Student Access, Register for Your PIN, Forgot Your PIN?, and FAFSA Follow-up FAQs. The main content area is titled 'Check Status' and contains the following text:

You can use the application status check to check the status of your FAFSA or correction at any point during the processing period.

Checking the status of your application at any time during the processing period is beneficial, but we recommend you at least check the status at the following times:

- 1 week after submission - if you used a PIN to sign your application
- 2-3 weeks after submission - if you printed, signed and mailed a signature page.

Helpful Hint: If you printed out the Electronic Filing Instructions when you filed your Web application, write down the dates you checked the status.

If you've already checked the status of your processed application and would like to [view your application data](#), select this link. (Note: you must have a U.S. Department of Education PIN.)

Select **Next** to continue.

Next

Need help with this page?

PRIVACY & SECURITY



We Help Put America Through School



# Student Access

- Computed Information
- Entered Data
- SAR Comments
- NSLDS information and link
- Print the SAR
- Corrections Option

**STUDENT**  
**ACCESS** *on the Web*

Help
 Contact Us
 FAQs

[Transactions](#)  
[Computed Information](#)  
[You the Student](#)  
[Income/Assets](#)  
[Parent Information](#)  
[School Information](#)  
[NSLDS](#)  
[SAR Comments](#)  
[Print Summary](#)

## Computed Information

Computed Information	
Transaction Number:	02
DRN:	0331
Date Application Completed:	01/08/2002
Application Receipt Date:	01/08/2002
Processed Date:	01/15/2002
Signed By:	STUDENT
EFC:	00000
Preparer's Social Security Number:	(BLANK)
Preparer's EIN:	(BLANK)
Preparer's Signature:	(BLANK)

Need help with this page?

[MAKE CORRECTIONS](#)
[EXIT](#)





# ***Student Access/SAR on the Web***

- “Make Corrections” button included in the SAR on the Web comment text, where applicable
- SAR PDF and HTML printouts include the same fields as the paper SAR
- Referral to NSLDS web site for up to date loan information



*We Help Put America Through School*





# Corrections on the Web

- Easy to follow instructions
- Shopping Cart format
- View Current answers
- Web Chat
- 03-04 Corrections on the Web will be real-time corrections

**FAFSA** on the Web 2002-2003 CORRECTIONS

Help Contact Us FAQs Chat

This page may scroll downward.

**FAFSA Corrections on the Web Shopping Cart**

Welcome to FAFSA Corrections on the Web.

How to make corrections:

1. Review your current information below.
2. Select the questions to be corrected, and then select the "Next" button at the bottom of the screen.
3. Correct your information, using the "Next" button to move from question to question.
4. When you are done correcting your information, select the "Run Final Check" button at the bottom of the screen.

For further detail select this [link](#).

Fields where we have assumed a value are marked with an \* (asterisk) sign  
Fields you previously verified are marked with a # (pound) sign

123456789 GR 02

**Step 1 (Q1 - Q35)**

1. Last Name:	CREATONE	<input type="checkbox"/>
2. First Name:	FELIX	<input type="checkbox"/>
3. Middle Initial:	E	<input type="checkbox"/>
4. Permanent Street Address:	1 EASY STREET	<input type="checkbox"/>
5. City:	IOWA CITY	<input type="checkbox"/>
6. State:	IA	<input type="checkbox"/>
7. Zip Code:	52240	<input type="checkbox"/>
8. Social Security Number: (Data can only be verified for this field)	123-45-6789	<input type="checkbox"/>
9. Date of Birth: (Data can only be verified for this field)	06/19/1976	<input type="checkbox"/>
10. Permanent Home Phone Number:	819-412-4567	<input type="checkbox"/>

DEPARTMENT OF EDUCATION  
UNITED STATES OF AMERICA

**FSA**  
FEDERAL  
STUDENT AID

We Help Put America Through School





# Electronic SARs

## FAFSA Processed Email- Electronic SAR 2002-2003

To: Felix Random  
From: "U.S. Department of Education - CPS" <cpssar@cpsemail.sfa.ed.gov>  
Subject: We processed your U.S. Department of Education FAFSA

Dear FELIX,

Your Free Application for Federal Student Aid has been processed and the data made available to the school(s) you listed.

Your U.S. Department of Education Student Aid Report (SAR) is also now available online. In order to obtain your SAR, you must follow the link below and access our secure online delivery system.

Please select the link below or paste it in the address bar of your browser.

<https://www.fafsa.ed.gov/FOTW23WebApp/servlet/StudentAccessServlet/cycle23?sarkey=B2dm6AkNExGtKs3Sa8KKBcLB/W1B4G5z>

If you encounter any problems accessing your SAR, please visit us at the FAFSA on the Web website at <http://www.fafsa.ed.gov>

Thank You,

U.S. Department of Education  
Student Financial Assistance

- Meets 4 criteria
- ✦ Social Security Number Match
- ✦ Not a Subsequent application
- ✦ Email Address
- ✦ No Signature errors
- Links to Student Access



*We Help Put America Through School*



- PIN Request and Information
- Change Internet Access
- Contact Us
- Security
- Links to other sites

# PIN Home Page

**WELCOME TO  
PIN REGISTRATION**



- [PIN HOME](#)
- [PIN REQUEST AND INFORMATION](#)
- [CHANGE INTERNET ACCESS](#)
- [CONTACT US](#)
- [SECURITY](#)
- [US DEPARTMENT OF EDUCATION](#)
- [FINANCIAL AID FOR STUDENTS](#)
- [STUDENT GUIDE](#)
- [FSA ELECTRONIC SERVICES](#)

This web site is your source of information for the U.S. Department of Education PIN. Select one of these links for more information about [what the PIN is](#) and [where you can use it](#) or select the [PIN Frequently Asked Questions](#) link.

If you have never received a U.S. Department of Education PIN or you are unsure if you already have a PIN, please select [Apply for PIN](#) to receive one. By accepting this PIN you agree to not disclose or share your PIN with anyone. Because your PIN serves as your electronic signature and provides access to your personal records, you should never give your PIN to anyone. Be sure to keep your PIN in a safe place; you will be able to use the same PIN in the future to apply electronically for student aid and access your U.S. Department of Education records.

If you have received a PIN previously but no longer have access to it, select [PIN Request and Information](#) from the menu list on the left side of this page.

 **APPLY FOR PIN**       **CHANGE PIN**       **PIN FAQ'S**



*We Help Put America Through School*



# PIN Link Sent Via Email

PIN HOME | PIN REQUEST AND INFORMATION | CHANGE INTERNET ACCESS | SECURITY | CONTACT US

## PIN REQUEST & INFORMATION

- APPLY FOR PIN
- CHANGE PIN
- CHECK PIN STATUS
- REQUEST A PIN TO BE SENT
- CHANGE MY PIN INFORMATION
- PIN FAQ'S

### Match Found

We have found your record in the PIN database. If your PIN information, below, is correct, select 'Yes' to continue.

ERIC GREVING  
16 STANWYCK DR.  
IOWA CITY, IA 52240

E-mail Address: grever@ncs.com

Your PIN will be sent out to you via:

If you exit before selecting one of the buttons above, we will not send you your PIN.

- Two options
- ↖ U.S. Postal Mail
- ↖ Email



We Help Put America Through School



# ***PIN Request sent via Email***

## **PIN EMAIL –No Pass Phrase Needed**

To: Applicant FUNY4U2C

From: U.S. Department of Education –CPS [mailto:cpSPin@cpsemail.sfa.ed.gov]

Subject: Your U.S. Department of Education PIN Request

Dear FELIX,

Your U.S. Department of Education PIN has been issued. We are sending this to you as a result of the request you made from the PIN Registration web site.

In order to obtain your PIN, you must go to the link below (or paste it in the address bar of your browser) to access our secure online delivery system.

<https://pin.ed.gov/epin?pinkey=2gZpEKutDzViAyVUg3yApsLuh7JUSbzllqysB4TkzM>

Please Note: Your PIN will be available for online delivery via the above web site until APRIL 17, 2002. After that date, go to <http://www.pin.ed.gov> for information on how to submit a new PIN request.

If you encounter any problems accessing your PIN, or have any questions about the U.S. Department of Education PIN, please visit the PIN website at <http://www.pin.ed.gov>

Thank you,

U.S. Department of Education  
Student Financial Assistance

- Apply for PIN
- Request for PIN via Email
- Change PIN information



*We Help Put America Through School*





# Security Pass-Phrase

- Enter a Security Pass-Phrase
- Remember the Pass-Phrase

What is your Last Name?

GREATONE

What is your First Name?

FELIX

What is your Middle Initial?

E

What is your Date of Birth?

Please enter this date in "mmdd19yy" format.  
For example, 08171975.

06191976

What is your Street Address?

1 EASY STREET

What is your City?

Iowa City

What is your State?

Iowa

What is your ZIP Code?

52240

What is your e-mail address?

Select this link for additional information about  
providing an [e-mail address](#).

GREATONE@FELIX.COM

Please re-enter to confirm your e-mail  
address:

GREATONE@FELIX.COM

Enter a security pass-phrase (6 to 12  
alphanumeric characters; not case  
sensitive):

If you provide and forget your pass-phrase, you  
cannot retrieve your PIN. Neither Customer  
Service nor the U.S. Department of Education  
has a record of your pass-phrase.

Please re-enter to confirm your pass-  
phrase:

\*\*\*\*\*

\*\*\*\*\*

PREVIOUS

NEXT

CLEAR FORM

HELP



**FSA**  
FEDERAL  
STUDENT AID

We Help Put America Through School



# ***PIN changes for 2003-2004***

- Importance of PIN reinforced
  - New infrastructure
  - Network message will be sent to FAAs to remind students to update e-mail and mailing addresses, prior to creation of renewal files in the Fall.
  - Reminder will also be posted on the Web site.



*We Help Put America Through School*





<http://www.fafsa.ed.gov/FAA/faa.htm>

**FAA ACCESS**Online

HelpFAQs

**FAA Access Online**

**Welcome to FAA Access Online!**

Use FAA Access Online to:

- View students' SAR data
- Check the status of batches
- Request a duplicate print of a Renewal Application
- Enter a FAFSA or Renewal FAFSA
- Correct a processed FAFSA
- Continue working on a saved FAFSA

Select **Next** to continue.

Next

? Need help with this page?



*We Help Put America Through School*



# FAA Main Menu

FAA ACCESS  Online



## FAA Access Online

### Welcome to the FAA Main Menu

Select an option from the following menu:

- **Student Inquiry**  
View a student's Student Aid Report (SAR) information, including the Expected Family Contribution (EFC), NSLDS information, SAR Comments, etc. (It will be necessary to provide your Federal School Code.)
- **Batch Status**  
Check the status of batches submitted to the CPS for application or correction processing for a particular award year. You can view these batches sorted by: Federal School Code or ISIR Type/Batch Type. (It will be necessary to provide your Destination Code.)
- **Duplicate Renewal Print**  
Request to print a duplicate Renewal Application. The student must have already had a Renewal Application printed by the school or by CPS. (It will be necessary to provide your Destination Code and Federal School Code.)
- **Application/Correction Entry**  
Enter a student's 2002-2003 FAFSA, Renewal FAFSA or FAFSA Corrections on the Web form and submit it to the CPS for processing. (It will be necessary to provide your Federal School Code.)
- **Restore a Saved Application**  
Restore a partially completed and saved 2002-2003 FAFSA, Renewal FAFSA or FAFSA Corrections on the Web form and submit it to the CPS for processing. (It will be necessary to provide your Federal School Code.)



Need help with this page?

EXIT

- Student Inquiry
  - Access via DRN
- Batch Status
- Duplicate Renewal Print (will be removed)
- Application Correction Entry
- Restore a Saved Application
- FAA Signature Hold File Request added



We Help Put America Through School



# What can I do with FAA Access?

- View student SAR data
- Check batch status
- Enter a FAFSA/Renewal
  - Same save functionality as student
  - Student verses FAA restores
- Make Corrections



*We Help Put America Through School*



# *What do I need for FAA Access?*

- A PIN (<http://www.pin.ed.gov>)
  - Identity's you as an individual not a FAA
- The Destination Point Administrator for your TG # must grant you permission by using FAA Administration on <http://sfawebenroll.ed.gov>



*We Help Put America Through School*



# Ways to ensure successful FAA access!

- Must have permission for the year in which you're working
- DPA must have given permission to use FAA Access
- A PIN alone does not give you permission to use FAA Access
- Read/Write permission (DPA determines)



*We Help Put America Through School*





# FAA FAFSA Entry Page

**FAFSA** on the Web  
2002-2003



Help



Contact Us



FAQs



Chat



Need help with this page?

This page may scroll downward.

## FAA FAFSA Entry

2003 - 2004 FAFSA APPLICATION

[Step 1](#) | [Step 2](#) | [Step 3](#) | [Step 4](#) | [Step 5](#) | [Step 6](#) | [Bottom](#)

Student ID

123123123 KA

### Step 1. (Q1 - Q35)

1. Last Name
- 2 - 3. First Name, Middle Initial
4. Permanent Street Address
5. City
- 6 - 7. State Abbreviation, ZIP Code
8. Social Security Number
9. Date of Birth
10. Permanent Home Phone Number
11. Driver's License Number
12. Driver's License State Abbreviation
13. Citizenship Status
14. Alien Registration Number
15. Marital Status
16. Date of Marital Status
17. Enrollment Status Summer Term 2002

123123123  
11111988

Select

Select

Select

Select

Select

- 2003-2004 FAFSA

- Different Steps for the different sections

- Fill in the answers



We Help Put America Through School





# FAA Correction Entry

**FAFSA** on the Web  
2002-2003



Need help with this page?

This page may scroll downward.

## FAA CORRECTION ENTRY

2003 - 2004 APPLICATION CORRECTION

[Step 1](#) | [Step 2](#) | [Step 3](#) | [Step 4](#) | [Step 5](#) | [Step 6](#) | [Bottom](#)

Student ID

123123123 KA

### Step 1. (Q1 - Q35)

1. Last Name	# KAIN	Select
2 - 3. First Name, Middle Initial	# MATT P	Select
4. Permanent Street Address	1231 STREET ADDRESS	Select
5. City	CORALVILLE	Select
6 - 7. State Abbreviation, ZIP Code	Alaska 12345	Select
8. Social Security Number	123123123	Select
9. Date of Birth	11111980	Select
10. Permanent Home Phone Number	123456789	Select
11. Driver's License Number	123123123	Select
12. Driver's License State Abbreviation	Alabama	Select
13. Citizenship Status	Yes, I am a U.S. Citizen	Select
14. Alien Registration Number		Select
15. Marital Status	@ I am single, divorced, or widowed	Select
16. Date of Marital Status		Select
17. Enrollment Status Summer Term 2002	@ Select	Select
18. Enrollment Status Fall Term 2002	Select	Select
19. Enrollment Status Winter Term 2002-2003	Select	Select
20. Enrollment Status Spring Term 2003	Select	Select





# ***FAA Access to the CPS Online Forms***

- Improved Application Selection
- Format of forms simplified
  - Less text
  - Less on-screen help text
  - Less skip-logic
  - Fewer Pages
  - Direct entry
- Dependency Override field grouped with Dependency questions



*We Help Put America Through School*



# ***FAA Access to the CPS Online Student Inquiry***

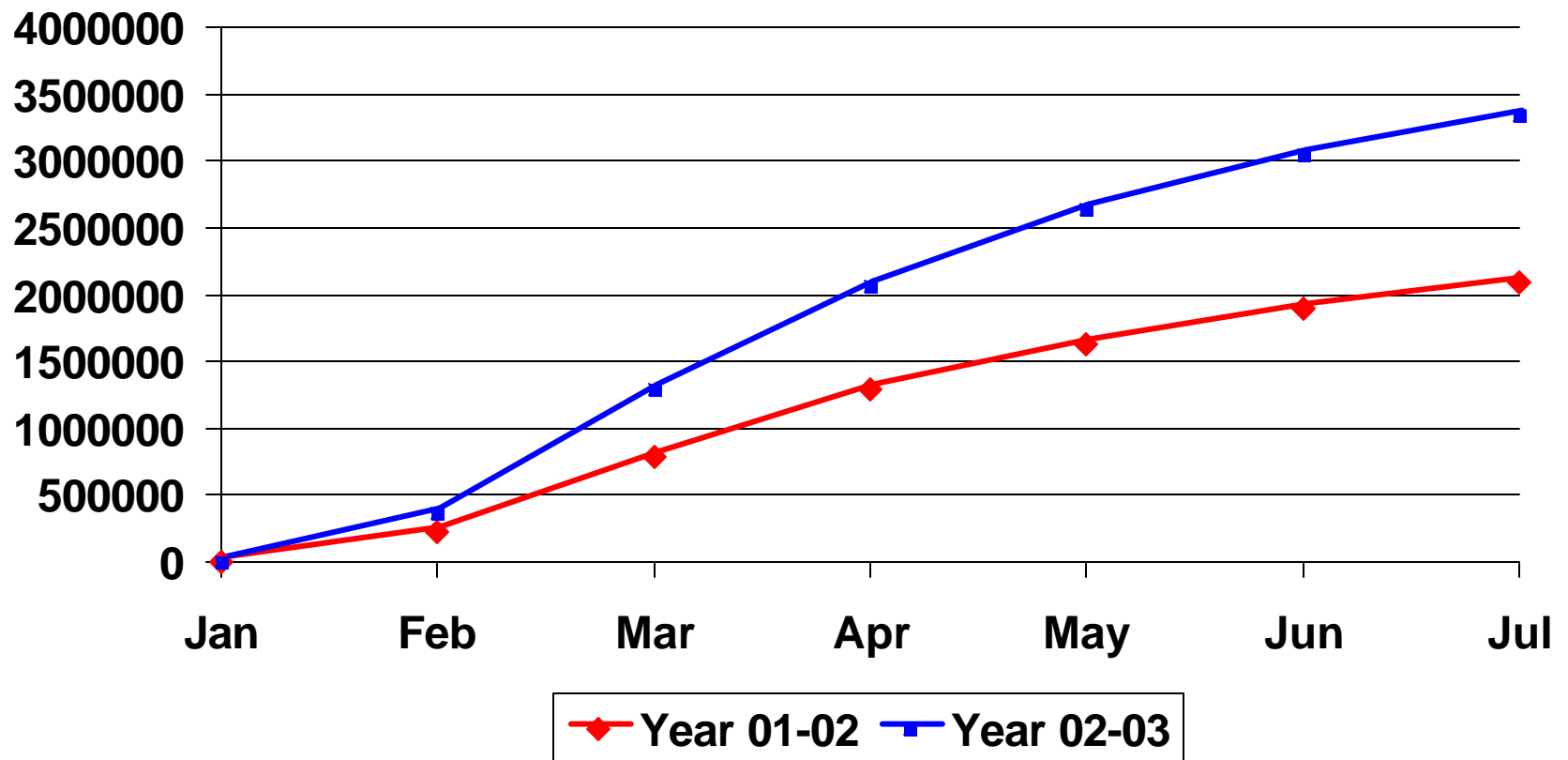
- Academic Year displayed on all pages
- Student SSN and Name ID on all pages
- FAA Information included in the printouts
- Instead of codes, spell out:
  - Application flags
  - Financial Aid flags
  - Match flags
  - Comment Code text



*We Help Put America Through School*



# Increased Volume for Web Applications



We Help Put America Through School



# ***FAFSA on the Web Milestones***

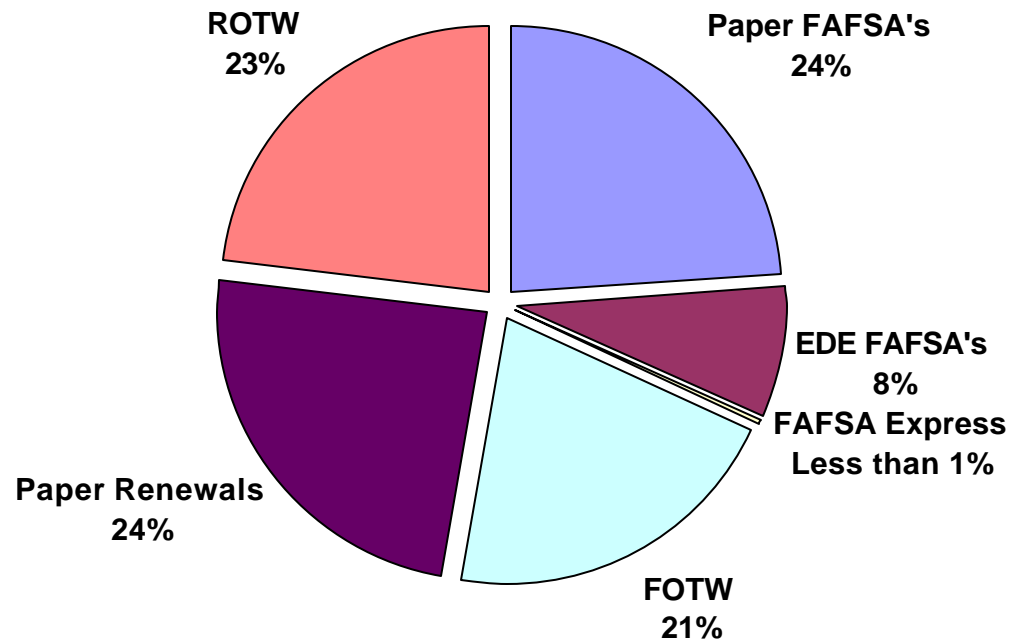
- 1 Million Web Applications Received
  - ↖ 02-03 February 26, 2002
  - ↖ 01-02 March 19, 2001
- 2 Million Web Applications Received
  - ↖ 02-03 April 4, 2002
  - ↖ 01-02 June 14, 2001
- 3 Million Web Applications Received
  - ↖ 02-03 May 30, 2002
  - ↖ 01-02 October 9, 2001



*We Help Put America Through School*




# How are the Applications submitted?





# Questions?



Any Questions?



*We Help Put America Through School*



## ***SFA Tech Slide***

We appreciate your feedback and comments.

For FAFSA on the Web questions/Student questions

Phone: 1-800-4FEDAID (433-3243)

Email: [fafsaweb@ncs.com](mailto:fafsaweb@ncs.com)

For FAA Access questions

Phone: 1-800-330-5947

Email: [cpswan@ncs.com](mailto:cpswan@ncs.com)



*We Help Put America Through School*



*We Help Put America Through School*