

# NSLDS

## NATIONAL STUDENT LOAN DATA SYSTEM



### TRANSFER STUDENT MONITORING & FINANCIAL AID HISTORY USER GUIDE & RECORD LAYOUTS

**Federal Student Aid**  
*An OFFICE of the U.S. DEPARTMENT of EDUCATION*

PROUD SPONSOR of  
*the AMERICAN MIND®*

## Table of Contents

<b>1.0 Introduction .....</b>	<b>1</b>
1.1 What is Transfer Student Monitoring (TSM)? .....	1
1.2 What is Financial Aid History (FAH)? .....	1
<b>2.0 Transfer Student Monitoring on the Web .....</b>	<b>2</b>
2.1 School Transfer Profile .....	3
2.1.1 School Transfer Profile Add.....	4
2.2 School Transfer Profile Update .....	8
2.3 Transfer Monitoring List .....	11
2.4 Student Monitoring.....	13
2.4.1 Student Monitoring Add Page .....	14
2.4.2 Student Monitoring Detail.....	16
2.4.2.1 Student Monitoring Update .....	17
2.4.2.2 Student Monitoring Delete .....	18
2.4.3 Loan History .....	19
2.4.4 Grants .....	21
2.5 Monitoring Alert Review.....	24
2.5.1 Loan Alert Display.....	27
2.5.2 Grant Alert Display .....	29
2.6 Transfer Monitor Re-Populate.....	30
2.6.1 Re-Populate Transfer Monitoring List page .....	32
2.6.1.1 Errors .....	35
<b>3.0 Financial Aid History on the Web.....</b>	<b>37</b>
3.1 Request for Financial Aid History Report .....	37
<b>4.0 Additional Information .....</b>	<b>39</b>
4.1 Transfer Monitoring Summary Report .....	39
4.2 Organization Contact.....	41

**Appendix A – TSM / FAH Batch File Layouts ..... 42**

## Table of Figures

Figure 2-1, NSLDS Professional Access Web site Menu page .....	2
Figure 2-2, School Transfer Profile Add Page .....	4
Figure 2-3, School Transfer Profile Add Page - Successfully Added .....	7
Figure 2-4, School Transfer Profile Page .....	8
Figure 2-5, School Transfer Profile Update Page.....	9
Figure 2-6, School Transfer Profile Update Page - Successfully Updated .....	10
Figure 2-7, Transfer Monitoring List Page.....	11
Figure 2-8, Student Monitoring Add Page .....	14
Figure 2-9, Student Monitoring Detail Page .....	16
Figure 2-10, Student Monitoring Update Page.....	17
Figure 2-11, Student Monitoring Delete Page .....	18
Figure 2-12, Loan History Page—Add Student to Monitoring List Button .....	20
Figure 2-13, Loan History Page—Student Monitoring Detail Button .....	21
Figure 2-14, Grant History Page—Add Student to Monitoring List Button.....	22
Figure 2-15, Grant History Page—Student Monitoring Detail Button.....	23
Figure 2-16, Monitoring Alert Review Page .....	24
Figure 2-17, Loan Alert Display Page.....	27
Figure 2-18, Grant Alert Display Page .....	29
Figure 2-19, Transfer Monitoring Re-Populate Page .....	30
Figure 2-20, Re-Populate Transfer Monitoring List Page .....	32
Figure 2-21, Re-Populate Transfer Monitoring List Page – with Error Message .....	35
Figure 2-22, Re-Populate Transfer Monitoring List Page – Updates Complete .....	36
Figure 3-1, Request for Financial Aid History Report Parameters.....	38
Figure 4-1, Transfer Monitoring Summary Report Parameters .....	40
Figure 4-2, Transfer Monitoring Summary Report.....	41

## **1.0 Introduction**

This User Guide provides instructions on how to use Transfer Student Monitoring (TSM) online, how to request Financial Aid History (FAH), and the TSM/FAH Batch process.

### **1.1 What is Transfer Student Monitoring (TSM)?**

In accordance with final regulations published on November 1, 2000, and on July 1, 2001, NSLDS implemented a new Transfer Student Monitoring Process for students who transfer from one school to another during the same award year. Under the Transfer Student Monitoring Process, a school 'Informs' NSLDS of its transfer students, NSLDS 'Monitors' changes in the financial aid history of those students, and 'Alerts' the school of any relevant changes.

In order to monitor students you, as the school, must have at least one authorized online NSLDS User. The User will need to establish a School Transfer Profile on the [NSLDS Professional Access Web site](#) (NSLDSFAP). Although it is not required, but recommended, schools may sign up at [FSAWebenroll.ed.gov](#) to use the "Inform" feature for the TSM/FAH batch service.

After a school informs NSLDS of a transfer student, NSLDS monitors changes to the student's financial aid history information from the date that the latest Institutional Student Information Record (ISIR) for the student was generated and sent to the school. NSLDS checks to see if there have been any changes in the student's financial aid history that may be relevant to the student's eligibility for aid at the new school. Such changes might include a new or cancelled loan or a new or revised disbursement of a loan or grant. NSLDS continues to monitor changes in the student's financial aid history after the last Alert it sent to the school.

### **1.2 What is Financial Aid History (FAH)?**

According to Dear Colleague Letter GEN 01-09, schools can request a FAH of a transfer student to confirm a student's eligibility for Title IV aid. NSLDS combines the Transfer Student Monitoring (TSM) and Financial Aid History (FAH) batch processes into one input format file and one output format file. FAH informs schools of a student's default on a Title IV loan, obligation to an overpayment of Title IV aid, and it assists in the determination of the type and amounts of aid that the student is eligible to receive.

Additionally, schools may submit FAH request on the NSLDSFAP under the Report tab by selecting the Request for Financial Aid History Report, see Section 3.1.

## 2.0 Transfer Student Monitoring on the Web

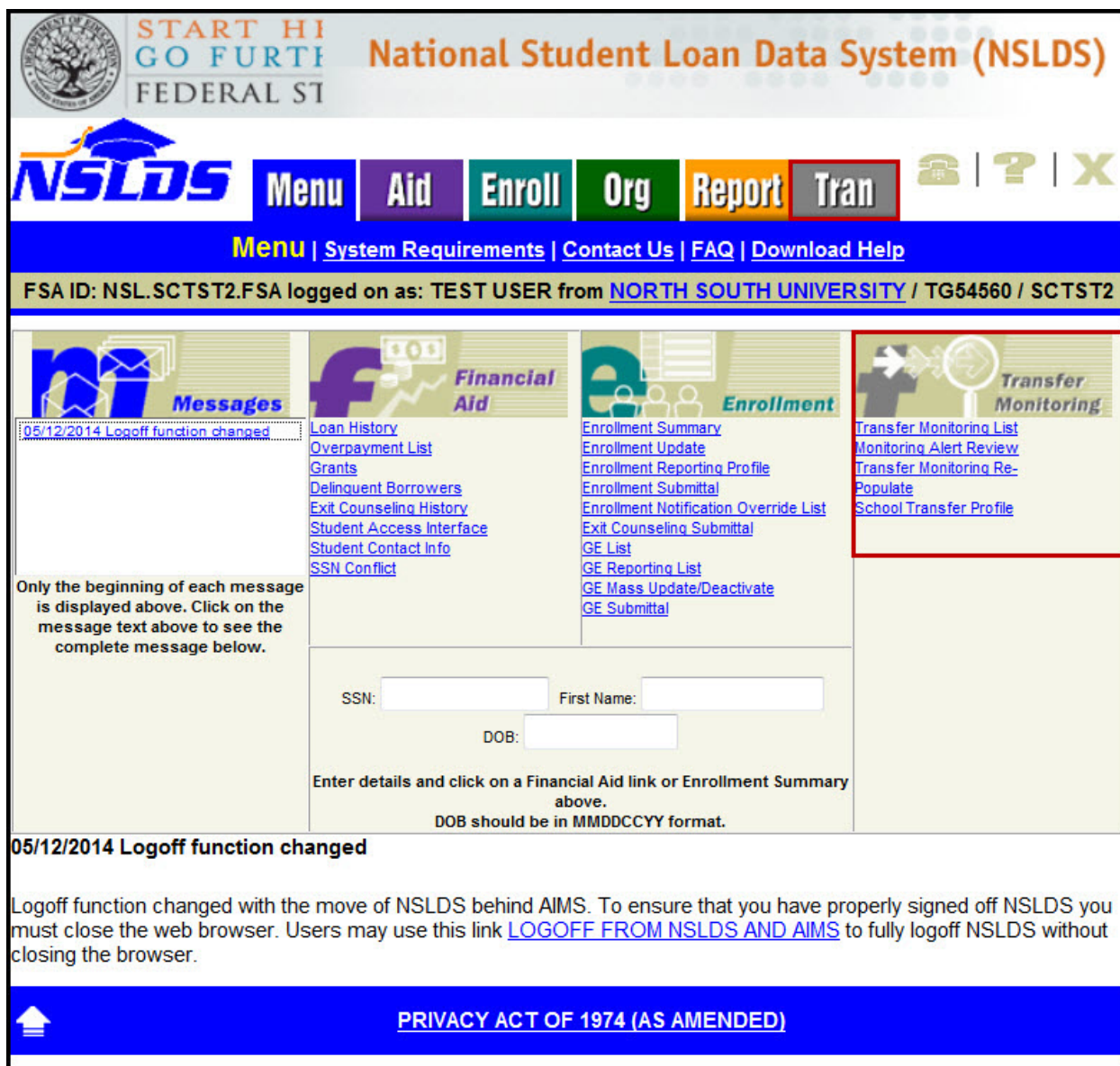


Figure 2-1, NSLDS Professional Access Web site Menu page

The Transfer Student Monitoring section is located on the [NSLDS Professional Access Web site](#) (NSLDSFAP) under the TRAN tab and Transfer Monitoring Column (Figure 2-1) and it includes:

1. Transfer Monitoring List page – This page displays detailed transfer monitoring student information that can be updated or deleted.

2. Monitoring Alert Review page – On this page you can monitor the list of changes that NSLDS sends you regarding student aid information that may affect eligibility for the current award year.
3. Transfer Monitoring Re-Populate page – On this page you can retrieve those students previously submitted that no longer display on the Transfer Monitoring List page. This will allow the user to add students back to the Transfer Monitoring List for additional monitoring.
4. School Transfer Profile page – This page displays school contact information for the Transfer Student Monitoring process. This page also displays information on your school setup for submitting Inform files and receiving Alert notifications. This information is provided and updated by school users, and must be completed prior to submitting your school's first Inform.

The following sections will take you through the steps on how to set up and utilize Transfer Student Monitoring.

## **2.1 School Transfer Profile**

In order to monitor students you must have at least one authorized online NSLDS User. The User will need to establish a School Transfer Profile on the [NSLDS Professional Access Web site](#).



## 2.1.1 School Transfer Profile Add

**START HERE  
GO FURTHER  
FEDERAL STUDENT AID**

**National Student Loan Data System (NSLDS)**

**Menu** **Aid** **Enroll** **Org** **Report** **Tran**

[Transfer Monitoring List](#) | [Monitoring Alert Review](#) | [Transfer Monitoring Re-Populate](#) | [School Transfer Profile](#)

FSA ID: NSL.SCTST2.FSA logged on as: TEST USER from [NORTH SOUTH UNIVERSITY](#) / TG54560 / SCTST2

### School Transfer Profile Add

First Name:

Last Name:

Title:

Phone:  Ext:

E-Mail:

Inform: Designated Batch

SAIG Mailbox for School, Servicer or Central Administration Office (Optional):

Is this your Servicer for Transfer Monitoring? ☐ (Check for Yes)

Monitoring: Monitoring Duration(# of Days):

Alert: ☐ Web Only  
☐ Web and Batch File

SAIG Mailbox for School, Servicer or Central Administration Office:

Servicer/Non-Servicer Batch Alert Method:

[PRIVACY ACT OF 1974 \(AS AMENDED\)](#)

[FOIA](#) | [Privacy](#) | [Security](#) | [Notices](#) [WhiteHouse.gov](#) | [USA.gov](#) | [ED.gov](#)

Figure 2-2, School Transfer Profile Add Page

The School Transfer Profile Add page is the first page a school must complete before using the Transfer Student Monitoring process. This page is accessible on TRAN tab or from the Main Menu page by clicking the School Transfer Profile page link in the Transfer Monitoring Column (Figure 2-1).

The School Transfer Profile Add page allows you to add your School Transfer Profile information, which includes contact information as well as preferences for submitting



Inform files, receiving Alert notifications and selecting the duration of the monitoring (in number of days). You must complete this page before submitting your first Inform data.

The School Transfer Profile Add page displays the following fields, which need to be completed by the School:

- **First Name**—The first name of the school contact.
- **Last Name**—The last name of the school contact.
- **Title**—The school contact's title.
- **Phone**—The school contact's phone number and extension.
- **E-mail**—The e-mail address of the person(s) assigned to receive Alert notifications. You may use a group e-mail address established by your school if you would like more than one person to receive Alert messages. If an Alert has been generated for your school, NSLDS sends an e-mail to the contact listed on the School Transfer Profile page, stating that an alert file for the school is available.
- **Inform**—The SAIG mailbox from which Inform Batch Files will be submitted. Anyone with a User ID associated with this school can submit an Inform file via batch. A school also can request that an outside agency, such as a servicer, submits Inform files. However, the school must provide a SAIG mailbox from which those files will be sent. If a servicer is chosen, the "Is this your Servicer for Transfer Monitoring?" box must be checked. These fields are optional for schools that opt to use the NSLDSFAP web site solely for managing their Transfer Monitoring List.

Note: A SAIG mailbox is the TG number used to transmit data. It starts with "TG."

- **Monitoring**—This field tracks the monitoring time period (in number of days) designated by a school for monitoring their transfer students.

Note: The Monitoring Duration, which defaults to 90 days but can be updated between 30-120 days.

- **Alert**—A school must indicate whether it wants Alert information via the Web Only or via Web and Batch Files. One of the options must be checked. A SAIG mailbox must be provided by the school if the Web and Batch File option is selected. This is the mailbox where the Alert Batch File records are sent.
- **SAIG Mailbox**—If the school designated "Web and Batch File Alerts" as the output option, provide the TG number to which those Batch File Alerts will be sent. If the school uses an outside agency, such as a servicer, this TG number must belong to the servicer. If the school requested Web Only Alerts, this box is blank.

- **Servicer/Non-Servicer Batch Alert Method**—If the school designated Web and Batch File Alerts as the output option, provide the format of the Batch File Alert to be received, in either Extract or Report format. The Extract format is strictly a string of data, usually imported into a spreadsheet format, such as MS Excel or a mainframe. The Report format presents the data in an easy to read report format. If the school uses a servicer, select between the Servicer options, otherwise select one of the Non-Servicer options.

The minimum information required for a School Transfer Profile includes:

- First and Last Names
- Phone number and extension
- E-mail address
- Alert Method
- Servicer/Non-Servicer Batch Alert Method (if chosen by the school)

Once the profile is completed, click **Submit**. Once submitted, a message will appear stating that the profile was successfully added.

**START HERE  
GO FURTHER  
FEDERAL STUDENT AID**

**National Student Loan Data System (NSLDS)**

**Menu** **Aid** **Enroll** **Org** **Report** **Transfer**

[Transfer Monitoring List](#) | [Monitoring Alert Review](#) | [Transfer Monitoring Re-Populate](#) |

**School Transfer Profile**

FSA ID: NSL.SCTST2.FSA logged on as: TEST USER from [NORTH SOUTH UNIVERSITY](#) / TG54560 / SCTST2

### School Transfer Profile

**Successfully added.**

**First Name:** EAST  
**Last Name:** WEST  
**Title:** FINANCIAL AID ADMINISTRATOR  
**Phone:** 123-456-7890 **Ext:**  
**E-Mail:** east.west@northsouth.edu  
**Inform:**  
**Inform Org:**  
**Monitor:** 90  
**Alert:** Web and Batch  
**SAIG Mailbox:** TG88002      **Transfer Monitoring Servicer:** Yes  
**Alert Org:** ITT TECHNICAL INST  
**Batch Alert Method:** Extract  
**Last Update By:** TEST USER on 09/26/2014


[PRIVACY ACT OF 1974 \(AS AMENDED\)](#)

Figure 2-3, School Transfer Profile Add Page - Successfully Added




- If a school user tries to access any of the Transfer Monitoring functions before completing the School Transfer Profile, the user will be directed to the School Transfer Profile Add page.

If a school attempts to add a student to its Transfer Monitoring List via batch before completing the School Transfer Profile, NSLDS will reject and send back an error file. This page will only display once. After the information and preferences on this page are completed, a school must use the School Transfer Profile Update page to make any changes. Although every NSLDS online user associated with the 8 digit OPEID level has access to complete the School Transfer Profile page you should designate a specific person to manage this page to ensure it is always up to date.

## 2.2 School Transfer Profile Update



**START HERE GO FURTHER FEDERAL STUDENT AID** **National Student Loan Data System (NSLDS)**


**NSLDS** **Menu** **Aid** **Enroll** **Org** **Report** **Tran**   

[Transfer Monitoring List](#) | [Monitoring Alert Review](#) | [Transfer Monitoring Re-Populate](#) | **School Transfer Profile**

FSA ID: NSL.SCTST2.FSA logged on as: TEST USER from [NORTH SOUTH UNIVERSITY](#) / TG54560 / SCTST2

### School Transfer Profile

[Update](#)

**First Name:** EAST  
**Last Name:** WEST  
**Title:** FINANCIAL AID ADMINISTRATOR  
**Phone:** 123-456-7890  **Ext:**  
**E-Mail:** east.west@northsouth.edu  
**Inform:**  
**Inform Org:**  
**Monitor:** 90  
**Alert:** Web and Batch  
**SAIG Mailbox:** TG88002 **Transfer Monitoring Servicer:** Yes  
**Alert Org:** ITT TECHNICAL INST  
**Batch Alert Method:** Extract  
**Last Update By:** TEST USER on 09/26/2014


 [PRIVACY ACT OF 1974 \(AS AMENDED\)](#)

Figure 2-4, School Transfer Profile Page

The School Transfer Profile page (Figure 2-4) provides information about the Transfer Monitoring information on record for the school. It also displays the name of the last person to update the page and the date of the update.

The School Transfer Profile page also displays an **Update Button** which links the School to the Transfer Profile Update page.

**START HERE**  
**GO FURTHER**  
**FEDERAL STUDENT**

**National Student Loan Data System (NSLDS)**

**Menu** **Aid** **Enroll** **Org** **Report** **Tran**

[Transfer Monitoring List](#) | [Monitoring Alert Review](#) | [Transfer Monitoring Re-Populate](#) | [School Transfer Profile](#)

FSA ID: NSL.SCTST2.FSA logged on as: TEST USER from [NORTH SOUTH UNIVERSITY](#) / TG54560 / SCTST2

[Return To School Transfer Profile](#)

### School Transfer Profile Update

**First Name:** EAST

**Last Name:** WEST

**Title:** FINANCIAL AID ADMINISTRAT

**Phone:** 123-456-7890 **Ext:**

**E-Mail:** east.west@northsouth.edu

**Inform:** Designated Batch

SAIG Mailbox for School, Servicer or Central Administration Office (Optional):

Is this your Servicer for Transfer Monitoring? ☐ (Check for Yes)

**Monitoring:** Designated Monitoring Time Period

Monitoring Duration(# of Days): 90

**Alert:** ☐ Web Only  
☒ Web and Batch File

SAIG Mailbox for School, Servicer or Central Administration Office: TG88002

ITT TECHNICAL INST

Servicer/Non-Servicer Batch Alert Method: Servicer/Extract

**Last Update By:** TEST USER on 09/26/2014

**Submit**


[PRIVACY ACT OF 1974 \(AS AMENDED\)](#)

[FOIA](#) | [Privacy](#) | [Security](#) | [Notices](#) [WhiteHouse.gov](#) | [USA.gov](#) | [ED.gov](#)

Figure 2-5, School Transfer Profile Update Page


The School Transfer Profile Update page (Figure 2-5) allows you to update the School Transfer Profile information.

The School Transfer Profile Update page displays the same fields as the Add page. Once you have made the necessary changes, click **Submit** button at the bottom of the page. Once submitted a message will appear stating that the profile was successfully added.






**START HIGH  
GO FURTHER  
FEDERAL STUDENT AID**

**National Student Loan Data System (NSLDS)**




[Menu](#)
[Aid](#)
[Enroll](#)
[Org](#)
[Report](#)
[Transfer](#)






[Transfer Monitoring List](#) | 
 [Monitoring Alert Review](#) | 
 [Transfer Monitoring Re-Populate](#) | 
 **School Transfer Profile**

FSA ID: NSL.SCTST2.FSA logged on as: TEST USER from [NORTH SOUTH UNIVERSITY](#) / TG54560 / SCTST2

### School Transfer Profile


**Successfully updated.**

**First Name:** EAST  
**Last Name:** WEST  
**Title:** FINANCIAL AID ADMINISTRATOR  
**Phone:** 123-456-7890  **Ext:**  
**E-Mail:** east.west@northsouth.edu  
**Inform:**  
**Inform Org:**  
**Monitor:** 120  
**Alert:** Web and Batch  
**SAIG Mailbox:** TG88002      **Transfer Monitoring Servicer:** Yes  
**Alert Org:** ITT TECHNICAL INST  
**Batch Alert Method:** Extract  
**Last Update By:** TEST USER on 09/27/2014




[PRIVACY ACT OF 1974 \(AS AMENDED\)](#)

Figure 2-6, School Transfer Profile Update Page - Successfully Updated






## 2.3 Transfer Monitoring List



**START HERE  
GO FURTHER**  
 FEDERAL STUDENT AID

**National Student Loan Data System (NSLDS)**

**Menu**
**Aid**
**Enroll**
**Org**
**Report**
**Tran**

[Transfer Monitoring List](#) | 
 [Monitoring Alert Review](#) | 
 [Transfer Monitoring Re-Populate](#) | 
 [School Transfer Profile](#)

Logged on as: SC0T025 TRAINEE from [UNIVERSITY OF NSLDS](#)

### Transfer Monitoring List

Add Student to Monitoring List

Sort By:
 

--Select--

Display Only:
 

SSN:

Last Name:


Enrollment Begin Date:
 
(MMDDCCYY)


Monitor Begin Date:
 
(MMDDCCYY)

Last Changed By:

Retrieve

	SSN	Name	DOB	Enrollment Begin Date	Monitor Begin Date	Last Changed By
1	966-54-9316	REBECCA BYTLAT	05/19/1986	02/12/2010	10/07/2009	JIM YODER 10/07/2009
2	966-94-8195	WILLIAM CDPAAC	08/12/1990	02/01/2010	02/26/2010	SC0T025 TRAINEE 02/26/2010
3	966-57-7154	KATRIENNE CEIPYWSAF	10/31/1987	02/02/2010	05/22/2009	JOHN HOLLAND 05/22/2009
4	966-57-7947	ALICIA DYUSA	12/12/1989	02/06/2010	09/01/2009	MOHAMMED LOYA 09/01/2009
5	966-94-3416	DEREK FEPAT	11/07/1990	02/01/2010	02/26/2010	SC0T025 TRAINEE 02/26/2010
6	966-50-2836	JENNIFER KOCA	08/19/1982	02/19/2010	07/27/2009	RAY DAY 07/27/2009
7	966-52-7269	LEANA KOFNK	04/29/1988	02/21/2010	08/04/2009	MARY JENIFER 08/04/2009
8	966-54-1879	ROSE KYLPAP	03/27/1982	02/23/2010	08/28/2009	MOHAMMED LOYA 08/28/2009
9	966-94-1730	KRISTEN LOPPAT	03/30/1989	02/17/2010	07/09/2009	JUDY MARTIN 07/10/2009
10	966-55-0922	REBECCA NKYOF	08/31/1987	02/09/2010	07/27/2009	JUDY MARTIN 07/31/2009
11	966-94-0107	WHITNEY PAA	10/07/1988	02/04/2010	07/15/2009	JOHN WAYNE 07/15/2009
12	966-55-9483	ADAM QETFKOSWFES	05/22/1980	02/24/2010	08/24/2009	MARY JENIFER 08/24/2009
13	966-55-7389	JOSEPH QOPCES	05/25/1984	02/08/2010	07/09/2009	MARY JENIFER 07/10/2009
14	966-57-6424	COREY QTOWKF	06/20/1989	02/04/2010	08/20/2009	JOHN WAYNE 08/20/2009
15	966-52-2486	STEPHEN QYPFATC	08/30/1982	02/28/2010	08/07/2009	CHUAN TRAN 08/07/2009
16	966-54-7522	ANGELA TAOLAT	12/03/1977	02/01/2010	02/26/2010	SC0T025 TRAINEE 02/26/2010
17	966-94-7710	JUANITA WOPPOYL	01/10/1988	02/16/2010	08/06/2009	JOHN WAYNE 08/06/2009
18	966-52-2998	ASHLEY WTOBBOFK	07/11/1988	02/26/2010	08/20/2009	MARY JENIFER 08/20/2009

 An alert condition exists for this student.


 PRIVACY ACT OF 1974 (AS AMENDED)

FOIA | Privacy | Security | Notices
 

WhiteHouse.gov | USA.gov | ED.gov

Figure 2-7, Transfer Monitoring List Page

The Transfer Monitoring List page (Figure 2-7) is the default page displayed when you click the TRAN tab after your initial completion of the School Transfer Profile Add page. This page lists all students that were submitted by the school via the online Student Monitoring Add page or via the Transfer Monitoring Inform Batch File. If a record was submitted online, the name associated with the user ID of the person creating the record displays under the Last Changed By column. If the record was submitted via a Transfer Monitoring Inform Batch File, "BATCH" Displays under this column.

The Transfer Monitoring List page displays the following fields:

- **Sort By**—This field is located below the **Add Student to Monitoring List** button. The default sort order for the Transfer Monitoring List is alphabetical by Student Last Name. You may change the sorting order by selecting any of the following options from the dropdown box:
  - Name
  - SSN
  - Enrollment Begin Date
  - Monitor Begin Date
  - Last Changed By
- **Display Only**—You can filter the list by providing any of the Display Only fields and selecting the **Retrieve** button. You may specify a group of students on the list to be displayed by the following filtering fields:
  - SSN
  - Last Name
  - Enrollment Begin Date
  - Monitor Begin Date
  - Last Changed By

Sorting/filtering occurs when you click the **Retrieve** button. The list displays up to 125 records per scrollable page. **Next** and **Previous** navigation arrows are displayed at the bottom and top of page, respectively, if more than 125 records exist.

Each student is displayed on the list with the following attributes, reading from left to right across the page:

- **Active Bullet Number Icon**—Numbering does change with sorting. Clicking the hyperlinked blue list number takes you to the Transfer Monitoring Detail page for the selected record.

- **Inactive Bullet Number Icon**—Numbering does change with sorting. If an Alert was previously generated for a student and has since been deleted or updated with a more recent Transfer Monitoring List record, the row will become inactivated and turn gray. The inactive record will stay on the Transfer Monitoring List page for at least 90 days after the Enrollment Begin Date but no more than your customized monitoring duration. This is to maintain the history of your Alerts for audit purposes.
- **SSN**—The student's Social Security number. If NSLDS generates an Alert for a student record, this record will display an Alert icon next to the Social Security number.
- **Name**—The student's first and last name as reported by the school on the Inform Batch File or Student Monitoring Add page.
- **DOB**—The student's date of birth. If a student record was added to the Transfer Monitoring List, but is not found in NSLDS, the DOB defaults to the value you provided for the record.
- **Enrollment Begin Date**—The date the student is scheduled to begin classes at the school.
- **Monitor Begin Date**—The date the school wants NSLDS to begin monitoring the student.
- **Last Changed By**—This box displays the name of the person who added or made the last update to this student's monitoring record, and the date that change was made. If there have been no updates since the student was added to the list, the name of the user who added the student is displayed along with the date that the student was added. If the student was added or last updated via batch process, "BATCH" and the process date display.

## 2.4 Student Monitoring

Schools may add students for monitoring online and through batch:

- Online – Schools can use the Student Monitoring Add page to add students. If a record was submitted online, the name associated with the user ID of the person creating the record displays under the Last Changed By column. The Student Monitoring Add page is accessible on the following pages:
  - Transfer Monitoring List page
  - Loan History page
  - Grant page

- Batch – Schools can submit the Transfer Monitoring Inform Batch File to add students. If the record was submitted via a Transfer Monitoring Inform Batch File, "BATCH" Displays under this column.

### 2.4.1 Student Monitoring Add Page

START HERE  
GO FURTHER  
FEDERAL STUDENT AID

National Student Loan Data System (NSLDS)

Menu Aid Enroll Org Report Tran

Transfer Monitoring List | Monitoring Alert Review | Transfer Monitoring Re-Populate | School Transfer Profile

SSN:  First Name:  DOB:  (MMDDCCYY) Retrieve

Logged on as: SC0T025 TRAINEE from [UNIVERSITY OF NSLDS](#)

Return To Transfer Monitoring List

No student currently selected.

**Student Monitoring Add**

SSN:

First Name:

Last Name:

Date of Birth:  (MMDDCCYY)

Enrollment Begin Date:  (MMDDCCYY)

Monitor Begin Date: 11/15/2009 (MMDDCCYY)

Submit

PRIVACY ACT OF 1974 (AS AMENDED)

FOIA | Privacy | Security | Notices WhiteHouse.gov | USA.gov | ED.gov

Figure 2-8, Student Monitoring Add Page

The Student Monitoring Add page (Figure 2-8) allows you to use the Web to inform NSLDS of students to be added to the Transfer Monitoring List. If you are adding a student to the Transfer Monitoring List who is not in the NSLDS database, the student is only added to the Transfer Monitoring List and does not display on any other pages of the NSLDS Professional Access Web site. This page is accessible from the Transfer Monitoring List page or from a student's Loan History or Grants History page by selecting the Add Student to Monitoring List button.

The Student Monitoring Add page displays the following fields:

- **SSN**—The student's Social Security number. It automatically displays when the Student Monitoring Add page is accessed from the Loan History, Grants History, or Transfer Monitoring List pages, assuming a student has been selected.
- **First Name**—The student's first name. It automatically displays when the Student Monitoring Add page is accessed from the Loan History, Grants History, or Transfer Monitoring List pages, assuming a student has been selected.
- **Last Name**—The student's last name. It automatically displays when the Student Monitoring Add page is accessed from the Loan History, Grants History, or Transfer Monitoring List pages, assuming a student has been selected.
- **Date of Birth**—The student's date of birth. It automatically displays when the Student Monitoring Add page is accessed from the Loan History, Grants History, or Transfer Monitoring List pages, assuming a student has been selected.
- **Enrollment Begin Date**—The date reported for when a student is to begin classes at the school. You must type a date in this box in the format indicated.
- **Monitor Begin Date**—The date the school wants NSLDS to begin monitoring the student. Today's date will display by default, but this date can be changed as necessary. You may request monitoring to begin on a future date. If the date is a future date, make sure the date is not after the date you have listed as the Enrollment Begin Date.

To add the student to the school's Transfer Monitoring List, click the **Submit** button.

## 2.4.2 Student Monitoring Detail

The screenshot displays the NSLDS Student Monitoring Detail page. At the top, there is a header with the NSLDS logo and the text 'START HERE GO FURTHER FEDERAL STUDENT AID' and 'National Student Loan Data System (NSLDS)'. Below the header is a navigation bar with buttons for 'Menu', 'Aid', 'Enroll', 'Org', 'Report', and 'Tran'. A secondary navigation bar contains links for 'Transfer Monitoring List', 'Monitoring Alert Review', 'Transfer Monitoring Re-Populate', and 'School Transfer Profile'. A status bar indicates the user is logged on as 'SC0T025 TRAINEE from UNIVERSITY OF NSLDS'. The main content area is titled 'Student Monitoring Detail' and includes a 'Return To Transfer Monitoring List' link. Below the title are 'Update' and 'Delete' buttons. A green box contains the following student information:

SSN:	966-94-3416
First Name:	DEREK
Last Name:	FEPAT
Date of Birth:	11/07/1990
Enrollment Begin Date:	02/01/2010
Monitor Begin Date:	02/26/2010
Last Changed By:	SC0T025 TRAINEE on 02/26/2010

At the bottom of the page, there is a footer with a 'PRIVACY ACT OF 1974 (AS AMENDED)' link and a row of links: 'FOIA', 'Privacy', 'Security', 'Notices', 'WhiteHouse.gov', 'USA.gov', and 'ED.gov'.

Figure 2-9, Student Monitoring Detail Page

The Student Monitoring Detail page (Figure 2-9) provides detailed transfer monitoring student information that can be updated or deleted. It is accessible from the Loan History page, Grants History page, or Transfer Monitoring List page. To access this page from the Transfer Monitoring List, click the hyperlinked blue list number next to the student's information.

The Student Monitoring Detail page displays the following fields:

- **Update Button**—Located below the title. To update the student's record, click the **Update** button. This button links you to the Student Monitoring Update page.
- **Delete Button**—Located beside the **Update** button. To delete the student's record from the Transfer Monitoring List or Inform Batch File, if applicable, click the **Delete** button. This links you to the Student Monitoring Delete page.



### 2.4.2.1 Student Monitoring Update

START HERE  
GO FURTHER  
FEDERAL STUDENT AID

National Student Loan Data System (NSLDS)

Menu Aid Enroll Org Report Tran

Transfer Monitoring List | Monitoring Alert Review | Transfer Monitoring Re-Populate | School Transfer Profile

Logged on as: SC0T025 TRAINEE from [UNIVERSITY OF NSLDS](#)

Return To Student Monitoring Detail

### Student Monitoring Update

SSN: 966-94-3416

First Name:

Last Name:

Date of Birth:  (MMDDCCYY)

Enrollment Begin Date:  (MMDDCCYY)

Monitor Begin Date:  (MMDDCCYY)

PRIVACY ACT OF 1974 (AS AMENDED)

FOIA | Privacy | Security | Notices

WhiteHouse.gov | USA.gov | ED.gov

Figure 2-10, Student Monitoring Update Page

The Student Monitoring Update page (Figure 2-10) allows you to update the student's Transfer Monitoring Detail information and is accessible from the Student Monitoring Detail page.

The Student Monitoring Update page displays the same fields as the Add page. Once you have made the necessary changes, click the **Submit** button at the bottom of the page. Once submitted, a message will appear stating that the profile was successfully updated.

## 2.4.2.2 Student Monitoring Delete

**START HERE  
GO FURTHER  
FEDERAL STUDENT AID**

**National Student Loan Data System (NSLDS)**

**Menu** **Aid** **Enroll** **Org** **Report** **Tran**

[Transfer Monitoring List](#) | [Monitoring Alert Review](#) | [Transfer Monitoring Re-Populate](#) | [School Transfer Profile](#)

Logged on as: SC0T025 TRAINEE from [UNIVERSITY OF NSLDS](#)

[Return To Student Monitoring Detail](#)

### Student Monitoring Delete

You are asking that this Student Monitoring record be DELETED from your List. Student Monitoring records should be deleted only if the student will not be attending your institution or the student was entered in error. Please do not DELETE a student simply to stop monitoring him or her. **To complete this DELETE, please click CONFIRM.**

SSN: 966-94-3416  
 First Name: DEREK  
 Last Name: FEPAT  
 Date of Birth: 11/07/1990  
 Enrollment Begin Date: 02/01/2010  
 Monitor Begin Date: 02/26/2010  
 Last Changed By: SC0T025 TRAINEE on 02/26/2010

[PRIVACY ACT OF 1974 \(AS AMENDED\)](#)

[FOIA](#) | [Privacy](#) | [Security](#) | [Notices](#) [WhiteHouse.gov](#) | [USA.gov](#) | [ED.gov](#)

Figure 2-11, Student Monitoring Delete Page

The Student Monitoring Delete page (Figure 2-11) allows you to delete the student from your school's Transfer Monitoring List or Inform Batch File. Student Monitoring records should only be deleted if the student will not be attending your school or was added in error. Do not delete a student simply to stop monitoring him or her.

Schools' capability to update the Monitoring Duration time period (selecting from a 30-120 day range instead of a fixed period of 90 days at all times), as part of the School Transfer Profile, provides schools greater flexibility in controlling the monitoring time periods for records. This added flexibility eliminates the need to stop a record from being monitored, as monitoring will automatically stop for all students once the Monitoring Duration time period (30-120 days after the Enrollment Begin Date) has been reached.

The Student Monitoring Delete page displays after you click the **Delete** button on the Student Monitoring Detail page. This page confirms the student's deletion from the Transfer Student Monitoring process. Once the delete has been confirmed, the

student's information is removed from the Transfer Monitoring List or Inform Batch File, if applicable.

To delete a record, click the **Confirm** button at the bottom of the page. Deletion ends the Monitoring process and removes the student from the Transfer Monitoring List. A record of the deletion is maintained by NSLDS for auditing purposes.

### 2.4.3 Loan History

The Loan History page provides you a link to the Student Monitoring Add page or the Student Monitoring Detail page, depending on whether the student is already on the Transfer Monitoring List for your school or not. Once a student record has been retrieved, the student identifiers display at the top of the page under the Student Search Boxes. Below these identifiers, the information icon and a command button display.

- If the student displayed is not on the Transfer Monitoring List for your school, the **Add Student to Monitoring List** button displays (Figure 2-12). Clicking this button links you to the Student Monitoring Add page (Figure 2-8). You will only need to complete the Enrollment Begin Date and Monitoring Begin Date—if other than the default date—and select the **Submit** button to have the student added to your Inform list.

**START HERE GO FURTHER**  
FEDERAL STUDENT AID

**NSLDS**

**Menu** | **Aid** | **Enroll** | **Org** | **Report** | **Tran**

**Loan History** | **Overpayment List** | **Grants** | **Student Access Interface**

SSN:  First Name:  DOB:  (MMDDCCYY)

Logged on as: SC0T025 TRAINEE from [UNIVERSITY OF NSLDS](#)

**WILLIAM S CDPAAC**  
\*\*\*-\*\*-8195 + DOB: 08/12/1990

**i** Student is not on your school's Transfer Monitoring List.

**Loan History**

**Aggregate Loan Information**

Loan Type	Outstanding Principal Balance	Pending Disbursements	Total
<b>Undergraduate</b> Award Year: 2010 ⓘ			
Subsidized Loans	N/A	N/A	N/A
Unsubsidized Loans	\$2,750	\$2,750	\$5,500
Combined Loans	\$2,750	\$2,750	\$5,500
Consolidation Loans, Unallocated	N/A		N/A
<b>Totals</b>			
Subsidized Loans	N/A	N/A	N/A
Unsubsidized Loans	\$2,750	\$2,750	\$5,500
Combined Loans	\$2,750	\$2,750	\$5,500
Consolidation Loans, Unallocated	N/A		N/A
<b>Other</b>			
Perkins Loans	N/A		N/A

Figure 2-12, Loan History Page—Add Student to Monitoring List Button

- If the student displayed is already on the Transfer Monitoring List for your school, the **Student Monitoring Detail** button displays on the Loan History page (Figure 2-13). Clicking this button links you to the Student Monitoring Detail page (Figure 2-9).

**National Student Loan Data System (NSLDS)**

START HERE  
GO FURTHER  
FEDERAL STUDENT AID

Menu | Aid | Enroll | Org | Report | Tran

Loan History | Overpayment List | Grants | Student Access Interface

SSN: [ ] First Name: [ ] DOB: [ ] (MMDDCCYY) Retrieve

Logged on as: SC0T025 TRAINEE from UNIVERSITY OF NSLDS

WILLIAM S CDPAAC  
DOB: 08/12/1990

**i** Student is on your school's Transfer Monitoring List.

Student Monitoring Detail

**Loan History**

**Aggregate Loan Information**

Loan Type	Outstanding Principal Balance	Pending Disbursements	Total
<b>Undergraduate</b> Award Year: 2010 ⓘ			
Subsidized Loans	N/A	N/A	N/A
Unsubsidized Loans	\$2,750	\$2,750	\$5,500
Combined Loans	\$2,750	\$2,750	\$5,500
Consolidation Loans, Unallocated	N/A		N/A
<b>Totals</b>			
Subsidized Loans	N/A	N/A	N/A
Unsubsidized Loans	\$2,750	\$2,750	\$5,500
Combined Loans	\$2,750	\$2,750	\$5,500
Consolidation Loans, Unallocated	N/A		N/A
<b>Other</b>			
Perkins Loans	N/A		N/A

Figure 2-13, Loan History Page—Student Monitoring Detail Button

## 2.4.4 Grants

The Grants History page provides you a link to the Student Monitoring Add page or the Student Monitoring Detail page, depending on whether the student is already on the Transfer Monitoring List for your school or not. Once a student record has been retrieved, the student identifiers display at the top of the page under the Student Search Boxes. Below these identifiers, the information icon and a command button display.

- If the student displayed is not on the Transfer Monitoring List for your school, the **Add Student to Monitoring List** button displays (Figure 2-14). Clicking this button links you to the Student Monitoring Add page (Figure 2-8). You will only need to complete the Enrollment Begin Date and Monitoring Begin Date—if

other than the default date—and select the **Submit** button to have the student added to your Inform list.

**START HERE GO FURTHER**  
FEDERAL STUDENT AID

**NSLDS**

**Menu** | **Aid** | **Enroll** | **Org** | **Report** | **Tran**

**Loan History** | **Overpayment List** | **Grants** | **Student Access Interface**

SSN:  First Name:  DOB:  (MMDDCCYY)

Logged on as: SC0T025 TRAINEE from [UNIVERSITY OF NSLDS](#)

**DEREK W FEPAT**  
AAA\_AA\_3416 + DOB: 11/07/1990

**i** Grants

**i** Student is not on your school's Transfer Monitoring List.

**Pell Grant History**  
Lifetime Eligibility Used: 50.0%

Award Year	Scheduled Amount	Award Amount	Disbursed Amount	% Sched. Award Used by Award Yr	Latest Disb	Posted by COD
2009 - 2010	\$4,200	\$4,200	\$2,100	50.0000	09/07/2009	09/22/2009
	<a href="#">MUSKINGUM UNIVERSITY 00308400</a>			EFC: 1139	Ver. Flag: V	Tran: 02
	1st Time: Yes	Additional Eligibility: N/A		Post 9/11 Deceased Veteran Dependant: No		

**Academic Competitiveness Grant History**

Award Year	Scheduled Award	Award Amount	Disbursed Amount	% Elig. Used by Sched. Award	Latest Disb	Posted by COD
2009 - 2010	\$750	\$750	\$375	50.0000	09/07/2009	09/22/2009
	<a href="#">MUSKINGUM UNIVERSITY 00308400</a>			School Reason: 03	HS Program:	Tran: 01
	Total % Elig. Used by Academic Yr Level: 50.0000			Award ID: 966943416Y46665639664		Acad. Yr Level: 0

**PRIVACY ACT OF 1974 (AS AMENDED)**


FOIA | Privacy | Security | Notices

WhiteHouse.gov | USA.gov | ED.gov


Figure 2-14, Grant History Page—Add Student to Monitoring List Button

- If the student displayed is already on the Transfer Monitoring List for your school, the **Student Monitoring Detail** button displays on the Grants History page (Figure 2-15). Clicking this button links you to the Student Monitoring Detail page (Figure 2-9).





**START HERE**  
**GO FURTHER**  
**FEDERAL STUDENT AID**



[Menu](#) | [Aid](#) | [Enroll](#) | [Org](#) | [Report](#) | [Tran](#)

**National Student Loan Data System (NSLDS)**

[Loan History](#) | [Overpayment List](#) | [Grants](#) | [Student Access Interface](#)


SSN:  First Name:  DOB:  (MMDDCCYY)


Logged on as: SC0T025 TRAINEE from [UNIVERSITY OF NSLDS](#)

DEREK W FEPAT

\*\*\*-\*\*-3416 +

DOB: 11/07/1990


  
Grants


 Student is on your school's Transfer Monitoring List.


**Pell Grant History**

Lifetime Eligibility Used: 50.0%

Award Year	Scheduled Amount	Award Amount	Disbursed Amount	% Sched. Award Used by Award Yr	Latest Disb	Posted by COD
2009 - 2010	\$4,200	\$4,200	\$2,100	50.0000	09/07/2009	09/22/2009
	<a href="#">MUSKINGUM UNIVERSITY 00308400</a>			EFC: 1139	Ver. Flag: V	Tran: 02
	1st Time: Yes	Additional Eligibility: N/A		Post 9/11 Deceased Veteran Dependant: No		

**Academic Competitiveness Grant History**


Award Year	Scheduled Award	Award Amount	Disbursed Amount	% Elig. Used by Sched. Award	Latest Disb	Posted by COD
2009 - 2010	\$750	\$750	\$375	50.0000	09/07/2009	09/22/2009
	<a href="#">MUSKINGUM UNIVERSITY 00308400</a>			School Reason: 03	HS Program:	Tran: 01
	Total % Elig. Used by Academic Yr Level: 50.0000			Award ID: 966943416Y46665639664		Acad. Yr Level: 0


 PRIVACY ACT OF 1974 (AS AMENDED)

FOIA | Privacy | Security | Notices
 WhiteHouse.gov | USA.gov | ED.gov

Figure 2-15, Grant History Page—Student Monitoring Detail Button

## 2.5 Monitoring Alert Review



**START HERE**  
**GO FURTHER**  
**FEDERAL STUDENT AID**

**National Student Loan Data System (NSLDS)**

[Menu](#)
[Aid](#)
[Enroll](#)
[Org](#)
[Report](#)
[Tran](#)

[Transfer Monitoring List](#) | 
 **[Monitoring Alert Review](#)** | 
 [Transfer Monitoring Re-Populate](#) | 
 [School Transfer Profile](#)

Logged on as: SC0T025 TRAINEE from [UNIVERSITY OF NSLDS](#)

### Monitoring Alert Review


Monitoring Results as of: 11/05/2009

Sort By:

Display Only: 
 SSN: 
 Last Name: 
 Date Alerted: 
 Enrollment Begin Date:

☐ Loans Only 
 ☐ Grants Only

SSN	Name	DOB	Change	Reviewed	Date Alerted	Enrollment Begin Date	Monitor Begin Date
966-54-9316	REBECCA BYLAT	05/19/1986	<a href="#">Grant-PE</a>	<input type="checkbox"/>	10/29/2009	02/12/2010	10/07/2009
966-57-7947	ALICIA DYUSA	12/12/1989	<a href="#">Loan</a>	<input type="checkbox"/>	10/22/2009	02/06/2010	09/01/2009
			<a href="#">Loan</a>	<input type="checkbox"/>	10/22/2009	02/06/2010	09/01/2009
966-55-9483	ADAM QETFKOSWFES	05/22/1980	<a href="#">Loan</a>	<input type="checkbox"/>	10/22/2009	02/24/2010	08/24/2009
			<a href="#">Loan</a>	<input type="checkbox"/>	10/22/2009	02/24/2010	08/24/2009
			<a href="#">Grant-PE</a>	<input type="checkbox"/>	10/22/2009	02/24/2010	08/24/2009
966-57-6424	COREY QTOWKF	06/20/1989	<a href="#">Grant-PE</a>	<input type="checkbox"/>	10/01/2009	02/04/2010	08/20/2009
966-94-7710	JUANITA WOPPOYL	01/10/1988	<a href="#">Loan</a>	<input type="checkbox"/>	11/05/2009	02/16/2010	08/06/2009
			<a href="#">Loan</a>	<input type="checkbox"/>	11/05/2009	02/16/2010	08/06/2009
			<a href="#">Grant-PE</a>	<input type="checkbox"/>	11/05/2009	02/16/2010	08/06/2009
			<a href="#">Grant-PE</a>	<input type="checkbox"/>	11/05/2009	02/16/2010	08/06/2009
966-52-2998	ASHLEY WTOBBOFK	07/11/1988	<a href="#">Loan</a>	<input type="checkbox"/>	09/09/2009	02/26/2010	08/20/2009
			<a href="#">Loan</a>	<input type="checkbox"/>	09/09/2009	02/26/2010	08/20/2009
966-94-1730	KRISTEN LOPPAT	03/30/1989	<a href="#">Loan</a>	<input checked="" type="checkbox"/>	09/09/2009	02/17/2010	07/09/2009
			<a href="#">Grant-PE</a>	<input checked="" type="checkbox"/>	09/09/2009	02/17/2010	07/09/2009
966-55-0922	REBECCA NKYOF	08/31/1987	<a href="#">Loan</a>	<input checked="" type="checkbox"/>	08/20/2009	02/09/2010	07/27/2009
966-94-0107	WHITNEY PAA	10/07/1988	<a href="#">Grant-PE</a>	<input checked="" type="checkbox"/>	09/24/2009	02/04/2010	07/15/2009


[PRIVACY ACT OF 1974 \(AS AMENDED\)](#)

[FOIA](#) | 
 [Privacy](#) | 
 [Security](#) | 
 [Notices](#)

[WhiteHouse.gov](#) | 
 [USA.gov](#) | 
 [ED.gov](#)

Figure 2-16, Monitoring Alert Review Page

The Monitoring Alert Review page (Figure 2-16) lists all students on a school's Transfer Monitoring List for whom relevant changes in aid history have been reported.

NSLDS sets an Alert on any student listed on a school's Transfer Monitoring List whenever a relevant aid history change has been reported on a student's record. Any authorized NSLDS user for a school can view the school's current Monitoring Alert Review list online at any time. In addition, a school can request that any Alerts be sent in an Alert Batch File via its SAIG mailbox (or the school servicer's SAIG mailbox). The school's requested Alert Method is displayed on the School Transfer Profile (Figure 2-4).

Note: Go to the School Transfer Profile Update page (Figure 2-5) if you would like to change the method in which NSLDS sends your school an Alert. The next Alert notification will use the updates.

A student's record will be monitored for up to the number of monitoring days specified on the school's profile after the Enrollment Begin Date reported by the school. On the day after this monitoring time period ends, the record will drop off from both the Transfer Monitoring List and Monitoring Alert Review pages. Be aware of the timing of the Alert process when you attempt to review Alerts as records may have dropped from the Monitoring Alert Review page if the number of monitoring days for the records was exceeded (see Section 4.1 Transfer Monitoring Summary Report to help reconcile records NSLDS identified during the Alert process).

The Monitoring Alert Review page displays the following fields:

- **Monitoring Results as of**—Located directly below the title. This date indicates when the last Monitoring process occurred. It is automatically updated after NSLDS runs the weekly Monitoring process.
- **Sort By**—This field is located directly below the "Monitoring results as of" date. The default sort order for this list is alphabetical by Student Last Name. The default display sort order for the Transfer Monitoring List is broken into two sections: Reviewed and Not Reviewed. A record with no check mark in the Reviewed box will display at the top of the list alphabetically by last name. Records that have check marks in the Reviewed boxes will display next, also alphabetically by last name. You may change the sorting order by selecting any of the following options from the dropdown box-
  - Name
  - SSN
  - Alert Date
  - Enrollment Begin Date
  - Monitor Begin Date
  - Loan First
  - Grant First

- **Display Only**—You can filter the list by providing any of the Display Only fields and selecting the **Retrieve** button. You may specify a group of students on the list to be displayed by the following filtering fields:
  - SSN
  - Last Name
  - Date Alerted
  - Enrollment Begin Date
  - Loans Only
  - Grants Only

Sorting/filtering will take place when you click the **Retrieve** button. The list displays up to 75 records per scrollable page. **Next** and **Previous** navigation arrows are displayed at the bottom and top of page, respectively, if more than 75 records exist

Below the Sort By/Display Only box, the Student Record Information box displays. The following fields are included in this box:

- **SSN**—The student's Social Security number.
- **Name**—The student's first and last name.
- **DOB**—The student's date of birth.
- **Change/Reviewed**—This column lists links to the changes that prompted the Alert. A column of check boxes is also displayed. Once an Alert is reviewed, check the box to mark it as reviewed. Clicking the link to the Alert information does not check the Reviewed box automatically. If the school requested that its Alerts be sent via Alert Batch File, any change reported via batch is automatically checked online as Reviewed.
- **Date Alerted**—The date when NSLDS added the student's record to the Monitoring Alert Review list and/or sent an Alert Batch File on the student to the school, if applicable.
- **Enrollment Begin Date**—The date the student is scheduled to begin classes at the school.
- **Monitor Begin Date**—The date the school wants NSLDS to begin monitoring the student.

The **Submit** button at the bottom of the page applies the Reviewed checked boxes, saves updates to the database, and re-orders the list by checked Reviewed boxes.

## 2.5.1 Loan Alert Display

**National Student Loan Data System (NSLDS)**

START HERE  
GO FURTHER  
FEDERAL STUDENT AID

Menu | Aid | Enroll | Org | Report | Tran

Loan History | Overpayment List | Grants | Student Access Interface

Logged on as: SC01025 TRAINEE from UNIVERSITY OF NSLDS

Return To Monitoring Alert Review

ANGELA TAOLAT  
\*\*\*.\*\*\*.7522 + DOB: 12/03/1977

### Details for Loan 1

Loan Type:	SF - FFEL STAFFORD SUB	Academic Level:	1
Loan Period Start:	08/31/2009	Data Provider Loan ID:	966547522W68
Loan Period End:	08/20/2010	Separate Loan Ind:	A
Sched. Repayment Date:	02/22/2010	Interest Rate:	5.60% FIXED
Borrowed at OPEID:	00148400	Borrowed at Name:	FLORIDA STATE COLLEGE AT JACKSONVILLE

### Amounts for Loan 1

	Date	Amount
Loan:	07/30/2009	\$3,500
Outstanding Principal Balance:	07/30/2009	\$3,500
Outstanding Interest Balance:	07/30/2009	\$0
Other Fees:		\$0

### Activities for Loan 1

Action Date	Amount	Disbursements
N/A		N/A

### Status Changes for Loan 1

Date Changed	Status
08/26/2009	IG : IN GRACE PERIOD
07/30/2009	IA : LOAN ORIGINATED

### Claim Details for Loan 1

	Date	Cumulative Amount	Reason Code	Date Paid	Rate Code	Ind. of Rehab.
Insurance Claim Payment:	N/A	N/A	N/A			
Insurance Claim Refund:	N/A	N/A	N/A			
Reinsurance Claim Payment:	N/A	N/A	N/A	N/A	N/A	
Bankruptcy Claim Refund:	N/A	N/A				
Supplemental Reinsurance Payment Request:	N/A	N/A				
Repurchase:	N/A	N/A				N/A

### Collection Details for Loan 1

	Date	Cumulative Principal Amount	Cumulative Interest Amount
TOP:	N/A	N/A	N/A
Collection:	N/A	N/A	N/A

### Guaranty Agency / Lender / Servicer Agent History

Start	End	Code	Name
Guaranty Agency			
07/30/2009	CURRENT	748	TEXAS GUARANTEED STUDENT LOAN CORP.
Lender			
07/30/2009	CURRENT	802176	BANK OF AMERICA, NA
Servicer Agent			
07/30/2009	CURRENT	700057	GREAT LAKES EDUCATIONAL LOAN SERVICES, I

PRIVACY ACT OF 1974 (AS AMENDED)

FOIA | Privacy | Security | Notices

WhiteHouse.gov | USA.gov | ED.gov

Figure 2-17, Loan Alert Display Page

The Loan Alert Display page (Figure 2-17) is accessible from the Monitoring Alert Review page and allows users to review the most recent information reported that may affect a student's eligibility for Title IV loans at his or her school.

Changes that prompt an Alert for loans are:

- New loan reported [Federal Family Education Loan (FFEL), Direct Loan, or Perkins].
- New disbursement or reduction in disbursed amount on an existing loan (FFEL, Direct Loan, or Perkins).
- A change in the amount of Outstanding Principal Balance (OPB) on an existing loan (FFEL, Direct Loan, or Perkins).

Note: The OPB History page displays the changes made to the amounts. Select the history icon "H" from the Amounts for Loan table to get to the Outstanding Amount Balance History page.

- New, increased, or decreased cancellation amount reported on a loan.
- Change in amount of loan (FFEL, Direct Loan, or Perkins).

If the student had a relevant change reported on a loan, the **Loan** link displays on the Monitoring Alert Review page. Clicking the **Loan** link takes you to the student's Loan Alert Display (Details for Loan) page (Figure 2-17) for that specific loan to view the change reported.

If the student has changes to more than one loan, multiple **Loan** links display, each taking you to the Loan Detail page for the specific loan you have selected.

## 2.5.2 Grant Alert Display

**National Student Loan Data System (NSLDS)**

Menu | Aid | Enroll | Org | Report | Tran

Loan History | Overpayment List | **Grants** | Student Access Interface

SSN: [ ] First Name: [ ] DOB: [ ] (MMDDCCYY) Retrieve

Logged on as: SC0T025 TRAINEE from [UNIVERSITY OF NSLDS](#)

Return To Monitoring Alert Review

**JUANITA WOPPOYL**  
DOB: 01/10/1988

**Grants**

**Student is on your school's Transfer Monitoring List.**

Student Monitoring Detail

**Pell Grant History**

Lifetime Eligibility Used: 74.9%

Award Year	Scheduled Amount	Award Amount	Disbursed Amount	% Sched. Award Used by Award Yr	Latest Disb	Posted by COD
2009 - 2010	\$5,350	\$8,917	\$2,675	50.0000	11/04/2009	11/03/2009
	<a href="#">WARDS CORNER BEAUTY ACADEMY 02108800</a>			EFC: 0	Ver. Flag: N/A	Tran: 01
	1st Time: Yes	Additional Eligibility: Yes		Post 9/11 Deceased Veteran Dependant: No		
2008 - 2009	\$4,731	\$4,731	\$1,182	24.9841	04/13/2009	04/06/2009
	<a href="#">EVEREST COLLEGE 00926700</a>			EFC: 0	Ver. Flag: V	Tran: 01
	1st Time: Yes					

**PRIVACY ACT OF 1974 (AS AMENDED)**

FOIA | Privacy | Security | Notices

WhiteHouse.gov | USA.gov | ED.gov

Figure 2-18, Grant Alert Display Page

The Grant Alert Display page (Figure 2-18) is accessible from the Monitoring Alert Review page and allows users to review the most recent information reported that may affect a student's eligibility for Pell, Academic Competitiveness Grants (ACGs), National Science and Mathematics Access to Retain Talent (SMART), or Teacher Education Assistance for College and Higher Education (TEACH) Grants.

Changes that prompt an Alert for Grants are:

- New Pell, ACGs, National SMART or TEACH Grants reported.
- New disbursements or reduction in disbursed amount on existing Pell, ACGs, National SMART or TEACH Grants.
- Change in Award Amounts for Pell, ACGs, National SMART and TEACH Grants.
- Changes in Pell Grant eligibility percentages.



If the student had a relevant change reported on a Grant, the **Grant** link displays on the Monitoring Alert Review page. Clicking the **Grant** link takes you to the student's Grant Alert Display (Grant History) page (Figure 2-18) to view change(s) reported for Pell, ACGs, National SMART and TEACH Grants.

If a student has changes to more than one grant on the same alert day, multiple **Grant** links display, available for review.

**Note:** A blue ® icon will display to the left of the grant that is "Under Review" **only** when the student's Grant History is accessed from the Monitoring Alert Review page. The ® will not be visible if the student's Grant History is accessed from the **Menu** or **Aid** tabs.

## 2.6 Transfer Monitor Re-Populate

The screenshot shows the NSLDS interface for the 'Transfer Monitoring Re-Populate' function. At the top, there's a header with the NSLDS logo and the text 'START HERE GO FURTHER FEDERAL STUDENT AID'. To the right, it says 'National Student Loan Data System (NSLDS)'. Below this is a navigation bar with tabs: Menu, Aid, Enroll, Org, Report, and Tran. The 'Report' tab is currently selected. Below the navigation bar, there's a sub-header with links: Transfer Monitoring List, Monitoring Alert Review, Transfer Monitoring Re-Populate (highlighted), and School Transfer Profile. A status bar indicates the user is logged in as 'SC0T025 TRAINEE from UNIVERSITY OF NSLDS'. The main content area has a title 'Transfer Monitoring Re-Populate' and a search/retrieval form. The form includes a 'Sort By' dropdown set to 'SSN', a 'Display Only' section with various search criteria (Last Name Begin, End, SSN Begin, End, Previous Enrollment Begin Date, End, Previous Monitor Begin Date, End), and a 'Retrieve' button. The footer contains a 'PRIVACY ACT OF 1974 (AS AMENDED)' notice and links to FOIA, Privacy, Security, Notices, WhiteHouse.gov, USA.gov, and ED.gov.

Figure 2-19, Transfer Monitoring Re-Populate Page

The Transfer Monitoring Re-Populate page (Figure 2-19) allows school users to retrieve student records previously submitted, either from Inform Batch File submissions or

Student Monitoring Add Web entry, which are no longer active (have exceeded the number of days set as the user-specified Monitoring Duration period from their Enrollment Begin Date) or no longer display on the Transfer Monitoring List page for their school. This allows the school to add students back to the Transfer Monitoring List for additional monitoring from one Monitoring Duration period to another (see NSLDS Newsletter 23 at <http://ifap.ed.gov/nsldsmaterials/Newsletter23.html> for additional details).

The Transfer Monitoring Re-Populate page displays the following fields:

- **Sort By**—This field is located below the Search/Retrieval Options heading. The default sort order for this list is by SSN. You may change the sorting order by selecting any of the following options from the dropdown box:
  - SSN
  - Last Name
  - Enrollment Begin Date
  - Monitor Begin Date
- **Display Only**—You can filter the list by providing any of the Display Only fields and selecting the **Retrieve** button. You may specify a group of students on the list to be displayed by the following filtering fields:
  - Last Name Begin / End
  - SSN Begin / End
  - Previous Enrollment Begin Date Begin/ End
  - Previous Monitor Begin Date Begin/ End

**Note:** If a school selects the **Retrieve** button without entering any filtering criteria, Transfer Monitoring Re-Populate will retrieve all transfer monitoring records for the school. The Transfer Monitoring Re-Populate List page displays 20 student records at a time. If more than 20 records exist, the **Next** and **Previous** navigation arrows will display at the top and bottom of the page, respectively, to move from page to page. To change filtering options, a school must return to Transfer Monitoring Re-Populate page.

## 2.6.1 Re-Populate Transfer Monitoring List page

**START HERE GO FURTHER**  
FEDERAL STUDENT AID

**National Student Loan Data System (NSLDS)**

**Menu Aid Enroll Org Report Tran**

**Transfer Monitoring List | Monitoring Alert Review | Transfer Monitoring Re-Populate | School Transfer Profile**

Logged on as: SC0T025 TRAINEE from [UNIVERSITY OF NSLDS](#)

[Return to Transfer Monitoring Re-Populate](#)

**Name: UNIVERSITY OF NSLDS**  
**OPEID: 02098800**

**Re-Populate Transfer Monitoring List**

**Currently Retrieved/Sorted by: SSN**

<input checked="" type="checkbox"/>	Check All	Enrollment Begin Date: 01/18/2010 (MMDDCCYY)	Monitoring Begin Date: 11/15/2009 (MMDDCCYY)	Monitoring Duration: 90
<input checked="" type="checkbox"/>	1	SSN: 999-00-0001	NAME: MARIO MARTINA	DOB: 12/12/1989
		Enroll. Begin Date: 01/18/2010	Monitor Begin Date: 11/15/2009	Last Changed By: SC0T025 TRAINEE 02/26/2010
<input type="checkbox"/>	2	SSN: 999-00-0002	NAME: JOSE JARINI	DOB: 10/30/1986
		Enroll. Begin Date:	Monitor Begin Date:	Last Changed By: SC0T025 TRAINEE 02/26/2010
<input type="checkbox"/>	3	SSN: 999-00-0003	NAME: JIM JARINI	DOB: 11/11/1969
		Enroll. Begin Date:	Monitor Begin Date:	Last Changed By: SC0T025 TRAINEE 02/26/2010
<input checked="" type="checkbox"/>	4	SSN: 999-00-0004	NAME: RITA RIDWELL	DOB: 08/08/1988
		Enroll. Begin Date: 01/18/2010	Monitor Begin Date: 11/15/2009	Last Changed By: SC0T025 TRAINEE 02/26/2010
<input checked="" type="checkbox"/>	5	SSN: 999-00-0005	NAME: BLEIN BEYOUM	DOB: 04/04/1944
		Enroll. Begin Date: 01/18/2010	Monitor Begin Date: 11/15/2009	Last Changed By: SC0T025 TRAINEE 02/26/2010
<input checked="" type="checkbox"/>	6	SSN: 999-00-0006	NAME: JUDY JARTIN	DOB: 07/05/1970
		Enroll. Begin Date: 01/18/2010	Monitor Begin Date: 11/15/2009	Last Changed By: SC0T025 TRAINEE 02/26/2010

[Submit Checked Rows](#) [Reset Rows](#)

**PRIVACY ACT OF 1974 (AS AMENDED)**

FOIA | Privacy | Security | Notices

WhiteHouse.gov | USA.gov | ED.gov

Figure 2-20, Re-Populate Transfer Monitoring List Page

The Re-Populate Transfer Monitoring List page (Figure 2-20) allows school users to update Transfer Monitoring information for student records previously submitted, either from Inform Batch File submissions or Student Monitoring Add Web entry, which are no longer active or display on the Transfer Monitoring List page for their school. This allows

the school to add students back to the Transfer Monitoring List for additional monitoring.

Below the title, the Currently Retrieved/Sorted by box displays with the Retrieve/Sort By option selected by the user from the Transfer Monitoring Re-Populate page, followed by the entry box containing the Global Data Entry row (the row displaying your Monitoring Duration days) at the top and the Student Data Entry rows (the rows displaying the Enroll Begin Date and Monitor Begin Date entry fields). The following fields are included in this box, some of which may be updated:

#### Global Data Entry Row

- **Check All Button**—Selects all records on the page for updates.
- **Enrollment Begin Date**—The date the student is scheduled to begin classes at the school. This field pre-populates the Enroll. Begin Date for each individual checked record.
- **Monitor Begin Date**—The date the school wants NSLDS to begin monitoring the student. This field pre-populates the Monitor Begin Date for each individual checked record. You may request monitoring to begin on a future date. If the date is a future date, make sure the date is not after the date you have listed as the Enrollment Begin Date.
- **Monitoring Duration**—This field tracks the monitoring time period (in number of days) designated by a school for monitoring their student transfer records. It is a read-only field that can only be updated from the School Transfer Profile Update page (Figure 2-5).

#### Student Data Entry Rows:

- **Check Box**—Selects an individual monitoring record for updates.
- **SSN**—The student's Social Security number (read-only field).
- **Name**—The student's first and last name (read-only field).
- **DOB**—The student's date of birth (read-only field).
- **Enroll. Begin Date**—The date the student is scheduled to begin classes at the school.
- **Monitor Begin Date**—The date the school wants NSLDS to begin monitoring the student. You may request monitoring to begin on a future date. If the date is a future date, make sure the date is not after the date you have listed as the Enroll. Begin Date.
- **Last Changed By**—This field displays the name of the person who added or made the last update to this student's monitoring record, and the date that

change was made. If the student was added or last updated via the Inform batch process, "BATCH" and the process date display.

- **Submit Checked Rows Button**—Submits all record updates.
- **Reset Rows Button**—Resets all updates to the original values when the page was accessed.

The Re-Populate Transfer Monitoring List page displays up to 20 student records at a time. If more than 20 records exist, the **Next** and **Previous** navigation arrows will display at the top and bottom of the page, respectively, to move from page to page.

A school may update Transfer Student Monitoring information on the Re-Populate Monitoring List page. To update this information, a school may follow the following steps:

1. From the Global Data Entry Row, enter an enrollment date in the Enrollment Begin Date entry box. This date is used to pre-populate the Enroll. Begin Date entry box of each individual student record you select as part of step 3 below.
2. From the Global Data Entry Row, enter a monitor date in the Monitor Begin Date entry box, or accept the default date (the current date) displayed on the page. This date is used to pre-populate the Monitor Begin Date entry box of each individual student record you select as part of step 3 below.
3. Select the Transfer Student Monitoring records you want to re-populate. There are two ways to do this:
  - a. Select the records individually by clicking the check box to the left of the student's SSN.
  - b. Select all the records displayed on the page by clicking the Check All button from the Global Data Entry Row. (You may individually uncheck records if using the Check All option.)
4. Update, as necessary for each individual student, the information in the following boxes:
  - a. Enroll. Begin Date (Enrollment Begin Date)
  - b. Monitoring Begin Date
5. Click the **Submit Checked Rows** button.
6. If the information you submitted passes the edits applied by NSLDS, the data is saved to the database.

If more than 20 records exist, a school must submit the updates to the re-populate records before navigating to the next page by selecting them and clicking on the

**Submit Checked Rows** button. Clicking the **Previous** or **Next** navigation arrows before submitting your changes will cause any new entered data to be lost.

### 2.6.1.1 Errors

**START HERE GO FURTHER**  
FEDERAL STUDENT AID

**National Student Loan Data System (NSLDS)**

Menu | Aid | Enroll | Org | Report | Tran

Transfer Monitoring List | Monitoring Alert Review | Transfer Monitoring Re-Populate | School Transfer Profile

Logged on as: SC0T025 TRAINEE from UNIVERSITY OF NSLDS

Return to Transfer Monitoring Re-Populate

Name: UNIVERSITY OF NSLDS  
OPEID: 02098800

Re-Populate Transfer Monitoring List

Place cursor over the smaller error icon(s) to see the errors for the row.

Currently Retrieved/Sorted by: SSN

<input checked="" type="checkbox"/> Check All	Enrollment Begin Date: 01/18/2010 (MMDDCCYY)	Monitoring Begin Date: 11/15/2009 (MMDDCCYY)	Monitoring Duration: 90
<input type="checkbox"/> 1	SSN: 999-00-0001	NAME: MARIO MARTINA	DOB: 12/12/1989
	Enroll. Begin Date: 01/19/2010	Monitor Begin Date: 02/26/2010	Last Changed By: SC0T025 TRAINEE 02/26/2010
<input type="checkbox"/> 2	SSN: 999-00-0002	NAME: JOSE JARINI	DOB: 10/30/1986
	Enroll. Begin Date:	Monitor Begin Date: 11/15/2009	Last Changed By: SC0T025 TRAINEE 02/26/2010
<input type="checkbox"/> 3	SSN: 999-00-0003	NAME: JIM JARINI	DOB: 11/11/1969
	Enroll. Begin Date: 01/29/2010	Monitor Begin Date: 11/15/2009	Last Changed By: SC0T025 TRAINEE 02/26/2010
		NAME: RITA RIDWELL	DOB: 08/08/1988
	Enroll. Begin Date: 01/29/2010	Monitor Begin Date: 02/26/2010	Last Changed By: SC0T025 TRAINEE 02/26/2010
<input type="checkbox"/> 5	SSN: 999-00-0005	NAME: BLEIN BEYOUM	DOB: 04/04/1944
	Enroll. Begin Date: 01/29/2010	Monitor Begin Date: 02/26/2010	Last Changed By: SC0T025 TRAINEE 02/26/2010
<input type="checkbox"/> 6	SSN: 999-00-0006	NAME: JUDY JARTIN	DOB: 07/05/1970
	Enroll. Begin Date: 01/29/2010	Monitor Begin Date: 02/26/2010	Last Changed By: SC0T025 TRAINEE 02/26/2010

Submit Checked Rows | Reset Rows

PRIVACY ACT OF 1974 (AS AMENDED)

FOIA | Privacy | Security | Notices

WhiteHouse.gov | USA.gov | ED.gov

Figure 2-21, Re-Populate Transfer Monitoring List Page – with Error Message

If the information a school submitted on the Re-Populate Transfer Monitoring List page contains errors, the page will redisplay (Figure 2-21). A small error icon appears to the left of each record row that contains an error. To find the error message associated with the student record, place the cursor over the icon.

If update errors result from the submittal, there are two ways to resolve the issues:

1. Edit the data based on the error message(s) for each record displaying the error.

For example, in Figure 2-21, some records display an error icon with mouse over error message(s). Correct the error(s), check the record, and resubmit.

2. Uncheck the record to not update it when re-submitting.

Once the records are successfully submitted the Re-Populate Transfer Monitoring List page will display the message "Updates complete" (Figure 2-22). The updated records will now display on the Transfer Monitoring List page.

The screenshot displays the NSLDS interface. At the top, the header includes the Department of Education logo, the text "START HERE GO FURTHER FEDERAL STUDENT AID", and the "National Student Loan Data System (NSLDS)" title. Navigation tabs for Menu, Aid, Enroll, Org, Report, and Tran are visible. A breadcrumb trail shows the current path: Transfer Monitoring List | Monitoring Alert Review | Transfer Monitoring Re-Populate | School Transfer Profile. The user is logged in as "DUMMY SCHOOL ID FOR TRAINING" from the "UNIVERSITY OF NSLDS".

The main content area is titled "Re-Populate Transfer Monitoring List". It features a green box with the school's name "UNIVERSITY OF NSLDS" and OPEID "02098800". A blue information icon with the text "Updates complete." is prominently displayed. Below this, a box indicates "Currently Retrieved/Sorted by: SSN".

A search and filter section includes a "Check All" button (checked), an "Enrollment Begin Date" field, a "Monitoring Begin Date" field set to "03/31/2009", and a "Monitoring Duration" of "90". "Submit Checked Rows" and "Reset Rows" buttons are located below the filters.

The footer contains a link to the "PRIVACY ACT OF 1974 (AS AMENDED)", a list of links (FOIA, Privacy, Security, Notices), and government website links (WhiteHouse.gov, USA.gov, ED.gov).

Figure 2-22, Re-Populate Transfer Monitoring List Page – Updates Complete



## 3.0 Financial Aid History on the Web

### 3.1 Request for Financial Aid History Report

The Request for Financial Aid History Report can be requested on the NSLDS Professional Access Web site from the **Report** tab by selecting Report ID FAT001. This report provides school users with financial aid histories for selected students. The report includes the loan history that affects loan eligibility and Pell history for a specified year. Users can enter student identifiers (SSN, First Name, Last Name, and Date of Birth) and Pell Grant award years for up to 19 students, and choose whether to receive the information as a formatted report or an extract file.

You can generate the Request for Financial Aid History Report by filling in the following report parameters (Figure 3-1):

- **Type**—Select whether you want to receive the report in either Extract (file layout) or Report format.
- **SSN**—Social Security Number for the student.
- **Last Name**—Last Name for the student.
- **First Name**—First Name for the student.
- **Date of Birth**—Date of Birth for the student.
- **Grant Award**—Grant award year
- **Sort By**—The report will be sorted by SSN.
- **Output Medium: SAIG**—The report will be delivered to the SAIG mailbox associated with your NSLDS online user ID within 24–48 hours.

January 2015

## 4.0 Additional Information

### 4.1 Transfer Monitoring Summary Report

The Transfer Monitoring Summary Report can be requested on the NSLDS Professional Access Web site from the **Report** tab by selecting Report ID SCH07B. This report provides school users with a list of students (by SSN) who are/were part of the school's Transfer Student Monitoring process within a given time range. The processed report is available in either Extract (file layout) or Report format.

The Transfer Monitoring Summary Report has various functions. These include to:

- Assist Financial Aid Administrators (FAAs) with the Transfer Student Monitoring process.
- Verify if schools are actively using the Transfer Student Monitoring process.
- Verify whether Alerts are being generated for oversight and auditing purposes.
- Aid in reconciliation when a student's Transfer Student Monitoring record has been dropped from the Transfer Monitoring List and Monitoring Alert Review pages. This occurs on the 1st day after the completion of the monitoring time period from the Enrollment Begin Date.

You can generate the Transfer Monitoring Summary Report for your school by filling in the following report parameters (Figure 4-1):

- **Type**—Select whether you want to receive the report in either Extract (file layout) or Report format.
- **Range Type**—You can query the report by:
  1. **Enrollment Period Begin Date**—The date the student is scheduled to begin classes at the school.
  2. **Monitor Begin Date**—The date the school wants NSLDS to begin monitoring the student.
- **Beginning Date Range**—The earliest start date of the range you want to use to query the school's Transfer Student Monitoring lists.
- **Ending Date Range**—The end date of the range you want to use to query the school's Transfer Student Monitoring lists.
- **Sort By**—The report will be sorted by SSN.
- **Output Medium: SAIG**—The report will be delivered to the SAIG mailbox associated with your NSLDS online user ID within 24–48 hours.

The screenshot shows the NSLDS web interface. At the top, there's a header with the Department of Education logo, the slogan "START HERE GO FURTHER FEDERAL STUDENT AID", and the title "National Student Loan Data System (NSLDS)". Below this is a navigation bar with buttons for "Menu", "Aid", "Enroll", "Org", "Report", and "Tran". The "Report" button is highlighted. To the right of the navigation bar are icons for help, search, and exit. Below the navigation bar, a status bar indicates the user is logged on as "SC0T025 TRAINEE from UNIVERSITY OF NSLDS". The main content area is titled "Report Parameters" and contains a form with the following fields: "SCHOOL OPEID" (02098800), "RANGE TYPE" (a dropdown menu set to "-Select-"), "BEGINNING DATE RANGE" (a text box with a date format MM/DD/CCYY), "ENDING DATE RANGE" (a text box with a date format MM/DD/CCYY), "Sort By" (1 SSN), and "Output Medium" (SAIG). A "Submit" button is located below the form. To the left of the form is a "Return to Report List" link, and to the right is a "Go to Report Log" link. Below the form, a small box contains the text "PROVIDES SCHOOL USERS WITH STATISTICS REGARDING TRANSFER MONITORING PROCESSING.". At the bottom of the page, there's a footer with a home icon, the text "PRIVACY ACT OF 1974 (AS AMENDED)", and links for "FOIA", "Privacy", "Security", "Notices", "WhiteHouse.gov", "USA.gov", and "ED.gov".

START HERE  
GO FURTHER  
FEDERAL STUDENT AID

National Student Loan Data System (NSLDS)

Menu Aid Enroll Org Report Tran

Report List | Web Report List

Logged on as: SC0T025 TRAINEE from UNIVERSITY OF NSLDS

ID: SCH07B Type: -Select-

Name: TRANSFER MONITORING SUMMARY REPORT

Return to Report List Go to Report Log

Report Parameters

SCHOOL OPEID: 02098800

RANGE TYPE: -Select- X

BEGINNING DATE RANGE: MM/DD/CCYY

ENDING DATE RANGE: MM/DD/CCYY

Sort By: 1 SSN

Output Medium: SAIG

Submit

PROVIDES SCHOOL USERS WITH STATISTICS REGARDING TRANSFER MONITORING PROCESSING.

PRIVACY ACT OF 1974 (AS AMENDED)

FOIA | Privacy | Security | Notices WhiteHouse.gov | USA.gov | ED.gov

Figure 4-1, Transfer Monitoring Summary Report Parameters

Figure 4-2 shows a sample of the processed report that will be generated if you select "Report" as your output type.

1  
REPORT ID: SCH07B  
PAGE NO : 1

PRIVACY ACT OF 1974 (AS AMENDED)  
U.S. DEPARTMENT OF EDUCATION  
NATIONAL STUDENT LOAN DATA SYSTEM (NSLDS)

DATE: 04/03/2007  
TIME: 13:31:34

TRANSFER MONITORING SUMMARY REPORT

STATE SCHOOL UNIVERSITY

REPORT PARAMETERS: SCH/BR CODE: 001234 RANGE TYPE: ENROLLMENT PERIOD BEGIN DATE DATE RANGE: 12/15/2006 - 02/01/2007

SSN	FIRST NAME	LAST NAME	DOB	MONITOR BEGIN DATE	ENROLL PERIOD BEGIN DATE	ALERT LOAN	TYPE GRANT	ALERT DATE
888-64-7801	MARGARET	MCROTTTER	06/18/1985	12/01/2006	01/16/2007	N	N	
888-86-5801	CHI-WEN	SHIANGER	10/12/1985	12/15/2006	01/16/2007	N	N	
888-80-1701	ZHEN	STANGER	06/21/1981	01/02/2007	01/16/2007	N	Y	01/11/2007
888-80-1701	ZHEN	STANGER	06/21/1981	01/02/2007	01/16/2007	N	Y	01/11/2007
888-86-0101	JASON	ROSCETTIER	08/10/1985	11/25/2006	01/16/2007	N	N	
888-76-3401	JUDITH	POTHSTEINER	04/29/1984	01/02/2007	01/16/2007	N	N	
888-94-0001	JONATHAN	HANGER	07/18/1982	12/01/2006	01/16/2007	Y	N	01/11/2007
888-76-5501	MYRIAD	SLERMONTER	02/11/1985	01/02/2007	01/16/2007	N	N	
888-68-0301	MARVIN	MATSCOER	09/08/1984	12/04/2006	01/16/2007	N	N	
888-15-8101	PARKER	POTTER	05/30/1986	01/07/2007	01/16/2007	Y	N	01/11/2007
888-06-1801	MARGIE	MARTIN	03/20/1985	12/12/2006	01/16/2007	N	Y	12/21/2006
888-47-6601	KRISTEN	BUNTINGER	01/14/1982	11/19/2006	01/16/2007	N	N	
888-08-8601	SMITH	SMITHERS	12/12/1971	12/18/2006	01/16/2007	N	N	
888-77-8601	HENRY	HARDY	12/07/1983	11/25/2006	01/16/2007	N	N	
888-61-0701	YOLANDA	YODER	12/11/1975	12/04/2006	01/16/2007	N	N	
888-63-7201	ROG	ROGERS	11/06/1983	12/04/2006	01/16/2007	Y	N	03/22/2007

SAMPLE SCH07B

Figure 4-2, Transfer Monitoring Summary Report

## 4.2 Organization Contact

The Organization Contact List page (Figure 4-3) can be accessed on the NSLDS Professional Access Web site from the **Org** tab. It enables each school to designate a point of contact specifically for Transfer Monitoring questions. This contact does not have to be the same person as the one listed on the School Transfer Profile, although it is recommended. The contact information can be viewed by other schools, Guaranty Agencies, servicers, and other users of NSLDS.

NSLDS

Menu | Aid | Enroll | Org | Report | Tran

Org Contact List | Org Search | Data Provider Schedule | Repayment Information | Cohort Default Rate | School Profile

Type:  Code:  Name:  Retrieve

Logged on as: DUMMY SCHOOL ID FOR TRAINING from UNIVERSITY OF NSLDS

Name: UNIVERSITY OF NSLDS  
Code: 02098800 Type: School  
Status: OPEN  
Address: 123 MAIN STREET  
ANYTOWN, AZ 123450000

Organization Contact List

Add New Contact

	Function	First Name / Last Name	Phone / Ext.	Email
1	PRIMARY CONTACT	SONYA SMITH		
2	TRANSFER MONITOR	SELENA LATOPPYF	(703)555-1212	

PRIVACY ACT OF 1974 (AS AMENDED)

Figure 4-3, Organization Contact List Page

## **Appendix A – TSM / FAH Batch File Layouts**

# **National Student Loan Data System**

## **NSLDS Transfer Student Monitoring/ Financial Aid History Batch File Layouts**

January 2015



## Table of Contents

<b>What's New!</b> .....	<b>iii</b>
<b>1.0 Transfer Student Monitoring and Financial Aid History Batch Processes</b> .....	<b>1</b>
1.1 Batch File Process.....	1
1.2 Batch Files Used.....	2
1.3 Message Classes .....	4
1.4 Definitions of Columns.....	5
<b>2.0 Transfer Student Monitoring and Financial Aid History Batch Inform File Layouts</b> .....	<b>6</b>
2.1 Batch Inform File Layouts.....	6
2.1.1 Batch Inform Header Record Layout.....	6
2.1.2 Batch Inform Detail Record Layout .....	9
2.1.3 Batch Inform Trailer Record Layout.....	13
2.2 Batch Inform Error/Acknowledgment File Layout.....	14
2.2.1 Batch Inform Error/ Acknowledgment Header Record Layout .....	15
2.2.2 Batch Inform Error/ Acknowledgment Detail Record Layout .....	16
2.2.3 Batch Inform Error/ Acknowledgment Trailer Record Layout.....	17
2.2.4 Error and Warning Codes Legends.....	19
<b>3.0 Transfer Student Monitoring Alert/Financial Aid History Batch File Layout</b> .....	<b>21</b>
3.1 TSM/FAH Header Batch Record Layout.....	21
3.2 TSM/FAH Detail Batch Record Layout –Type 1: Aggregates, Perkins, and Flags Record.....	23
3.3 TSM/FAH Detail Batch Record Layout – Type 2: Name History Record.....	43
3.4 TSM/FAH Detail Batch Record Layout – Type 3: Overpayment Record .....	45
3.5 TSM/FAH Detail Batch Record Layout – Type 4: Grant Payment Record.....	48
3.6 TSM/FAH Detail Batch Record Layout – Type 5: Loan Detail Record.....	54
3.7 TSM/FAH Trailer Batch Record Layout .....	63

<b>4.0 Transfer Student Monitoring Alert and Financial Aid History Batch Report Layout .....</b>	<b>64</b>
--	-----------

## What's New!

The changes for this version of the document include the following:

Section	Section Name	Change
Section 3.2	Transfer Student Monitoring Alert/Financial Aid History Detail Batch Record Layout (Type 1-Aggregates, Perkins, and Flags Record)	<ul style="list-style-type: none"> <li>Updated the field name from <b>Subsidized Limit Eligibility Used</b> to <b>Subsidized Usage Period</b>. This field is located in position 467.</li> <li>Added new Loan Limit valid value of "R" (Exceeded Loan Limit and Reaffirmed Debt) to the following fields: <ul style="list-style-type: none"> <li><b>Undergraduate Subsidized Loan Limit Flag</b>, position 216</li> <li><b>Undergraduate Combined Loan Limit Flag</b>, position 217</li> <li><b>Graduate Subsidized Loan Limit Flag</b>, position 258</li> <li><b>Graduate Combined Loan Limit Flag</b>, position 259</li> </ul> </li> </ul>
Section 3.6	Transfer Student Monitoring Alert/Financial Aid History Detail Batch Record Layout (Type 5-Loan Detail Record)	<ul style="list-style-type: none"> <li>Updated the field name from <b>Last Confirmed SULA Status</b> field to <b>Confirmed Loan Subsidy Status</b>. This field is located in position 242.</li> <li>Added new fields: <ul style="list-style-type: none"> <li><b>Subsidy Status Date</b>, position 243.</li> <li><b>Academic Year Begin Date</b>, position 251</li> <li><b>Academic Year End Date</b>, position 259</li> </ul> </li> </ul>

Section	Section Name	Change
Section 4.0	Transfer Student Monitoring Alert/Financial Aid History Batch Report Layout	<ul style="list-style-type: none"><li>• Figure 1: Updated the field name from <b>Subsidized Limit Eligibility Used</b> to <b>Subsidized Usage Period</b>.</li><li>• Figure 2:<ul style="list-style-type: none"><li>○ Updated the field name from <b>Last Confirmed SULA Status</b> to <b>Confirmed Loan Subsidy Status</b>.</li><li>○ Added new fields:<ul style="list-style-type: none"><li>▪ Subsidy Status Date</li><li>▪ Academic Year Begin Date</li><li>▪ Academic Year End Date</li></ul></li></ul></li></ul>

## **1.0 Transfer Student Monitoring and Financial Aid History Batch Processes**

NSLDS combines the Transfer Student Monitoring (TSM) and Financial Aid History (FAH) batch processes into one input format file and one output format file. Below describes the file formatting for the combined file which may be used beginning January 2015 and will replace the earlier version of the Transfer Student Monitoring/Financial Aid History Processes and Batch File Layouts dated February 27, 2014.

As of January 2015, NSLDS will start using the updated layout described in this document. Requests will need to be in the correct file formats and submitted as an input file through the Student Aid Internet Gateway (SAIG) message class, TRNINFIN. After NSLDS verifies that the data requests are in the proper file formats, an output processed file will be sent back to the end user. Depending on the data type requested, the output file will be returned through the SAIG in the TRLTRPOP, TRALRTOP, FAHREPOP, or FAHEXTOP message classes.

Because of 2015-2016 processing changes, updates were made to the Transfer Student Monitoring/Financial Aid History batch file record layouts' field content. The file layout sections include an Add/Modify column annotating specific changes.

### **1.1 Batch File Process**

NSLDS combines the batch TSM and FAH processes. The result is one common input file and one common output file. Schools use one input file to tell NSLDS if it is requesting a student Financial Aid History, adding the student to the Transfer Student Monitoring list, or both (for example, if the school would like NSLDS to provide an FAH, and add the student to the Transfer Student Monitoring list for an Alert if relevant data changes, the current Transfer Student Monitoring rules still apply). Schools use FAH for reasons such as student eligibility, research, trend analysis, and default management.

In accordance with final regulations published on November 1, 2000, and on July 1, 2001, NSLDS implemented a new Transfer Student Monitoring Process for students who transfer from one school to another during the same award year. Under the Transfer Student Monitoring Process, a school 'Informs' NSLDS of its transfer students, NSLDS 'Monitors' changes in the financial aid history of those students, and 'Alerts' the school of any relevant changes.

After a school informs NSLDS of a transfer student, NSLDS monitors changes to the student's financial aid history information from the date that the latest Institutional Student Information Record (ISIR) for the student was generated and sent to the school. NSLDS checks to see if there have been any changes in the student's financial aid history that may be relevant to the student's eligibility for aid at the new school. Such changes

might include a new or cancelled loan or a new or revised disbursement of a loan or grant. NSLDS continues to monitor changes in the student's financial aid history after the last Alert it sent to the school.

If there is a relevant change to the student's financial aid history, NSLDS will 'Alert' the school. ***The school must then review the change to determine if it affects the student's eligibility for Title IV aid.*** NSLDS will not 'Alert' a school if there are no relevant changes to the student's financial aid history.

The Transfer Student Monitoring Process is run weekly. ***After a school informs NSLDS, it must wait 7 days before it can make a disbursement of Title IV aid to an otherwise eligible student.*** The school does not have to wait, however, if it receives an Alert from NSLDS during the 7-day period or if it obtains the student's financial aid history information directly by accessing the NSLDS Professional Access Web site at [https://www.nsldsfap.ed.gov/nslds\\_FAP/](https://www.nsldsfap.ed.gov/nslds_FAP/), or by receiving and reviewing the results from a batch Financial Aid History from NSLDS.

In cases where the school makes a disbursement to an eligible student but later receives an Alert from NSLDS, the school must access and review the student's financial aid history to determine whether an action needs to be taken regarding that disbursement or any subsequent disbursements.

Please note that information about defaulted loans and overpayments will continue to be provided to schools via the NSLDS Postscreening process.

Schools can inform NSLDS of students to be monitored using the Transfer Student Monitoring pages at [https://www.nsldsfap.ed.gov/nslds\\_FAP/](https://www.nsldsfap.ed.gov/nslds_FAP/) or by sending an 'Inform' batch file to NSLDS. The batch file layouts are provided in this document.

Schools may do the entire Transfer Student Monitoring process using the Web pages. Submitting students to be monitored for the TSM process using the Web pages may be particularly attractive for schools with a relatively small number of transfer students. The batch process enables schools to automate the process for data exchange electronically rather than using the Web pages. Schools may use both methods if they choose. For example, a school may choose to send an initial file using the batch process and then use the Web to add additional students or to change or delete students from its Transfer Student Monitoring List.

## **1.2 Batch Files Used**

Because of differences in schools' computer systems, NSLDS cannot provide software to create batch files. However, this document contains the details needed for a school to create an 'Inform' file and to receive Error/Acknowledgment, Financial Aid History, and Alert files.

The batch files consist of the following:

- **TSM/FAH Batch Inform File**—Schools use this file to submit a list of students for NSLDS to return an FAH or to monitor transfer students. If requested, NSLDS monitors the students submitted in this batch file and through the NSLDS Professional Access Web site, and Alerts the informing school of any changes affecting student eligibility **not** covered by the current postscreening process.
- **TSM/FAH Error/Acknowledgment File**—NSLDS returns this file to the schools as a receipt of the Batch Inform file. This file will list any errors or warnings that result from the submission of the Batch Inform file. If there are no errors and no warnings, the Error/Acknowledgment file contains only a Header and Trailer record. There may be more than one error for any given detail record, so the number of records in the Error/Acknowledgment file may be greater than the number of detail records sent in the Batch Inform file. Any error or warning in the Batch Inform file will be identified by the Field Number and an Error/Warning Code.
- **Financial Aid History File**—This file contains the student’s full NSLDS Financial Aid History. This file can be received in either extract or report format. The file contains separate records for Aggregates/Perkins/Flags Record; Name History Record(s); Overpayment Record(s); Grant Payment Record(s); and Loan Detail Record(s).
- **TSM Alert File**—This file is sent to schools only when a relevant financial aid change has been identified in the record of a student on the school’s Transfer Monitoring List. These changes include new or cancelled loans or grants, new or changed disbursements, and changes to balances of loans. The changes prompting an Alert file **do not** include newly reported defaulted loans or overpayments – that information will continue to be sent to schools on ISIRs using the existing Postscreening process. The TSM Alert file contains the student’s full NSLDS Financial Aid History with flags designating changes to the student’s grant, loan, or aggregate information. This file can be received in either extract or report format. The file contains separate records for Aggregates/Perkins/Flags Record; Name History Record(s); Overpayment Record(s); Grant Payment Record(s); and Loan Detail Record(s).

All batch files contain one header record, a set of detail records for each student, and one trailer record as indicated below:

Header Record

Detail Record(s) for Student 1

Detail Record(s) for Student 2



Detail Record(s) for Student N

Trailer Record

### 1.3 Message Classes

There will be multiple message classes for the TSM/FAH batch files: one each for the Inform, the Error/Acknowledgment, the report format TSM Alert, the extract format TSM Alert, the report format FAH, and the extract format FAH. The message class names used to send/receive these files are listed in the following chart:

Message Class	Process flow	SAIG Mailbox <sup>(2)</sup> (send/receive)	Description
TRNINFIN	From school/servicer to processor (NSLDS)	School/servicer sends to TG53163	School Batch Inform/FAH request file (used for both FAH requests and/or TSM batch informs—See record layout to indicate request type(s) and format).
TRNINFOP <sup>(1)(3)</sup>	From processor (NSLDS) to school/servicer	School/servicer receives from TG53162	Error/Acknowledgement file (used by both FAH requests and TSM batch informs.) Each properly formatted TRNINFIN file will generate an error/acknowledgement file).
FAHEXTOP <sup>(4)(6)</sup>	From processor (NSLDS) to school/servicer	School/servicer receives from TG50012	FAH processed output file in extract format.
FAHREPOP <sup>(5)</sup>	From processor (NSLDS) to school/servicer	School/servicer receives from TG50012	FAH processed output file in report format.
TRLTRPOP	From processor (NSLDS) to school/servicer	School/servicer receives from TG53162	Transfer Student Monitoring Alert output file in report format.
TRALRTOP <sup>(6)</sup>	From processor (NSLDS) to school/servicer	School/servicer receives from TG53162	Transfer Student Monitoring Alert output file in extract format.

<sup>(1)</sup> If an error/acknowledgement file is not sent to the schools, or the school servicer's, receiving SAIG mailbox within the next business day, contact NSLDS Customer Support (800-999-8219) for assistance.

<sup>(2)</sup> The Department of Education's (ED's) transmission software has the mailboxes predefined.

- (3) This message class and corresponding record layout is also generated when requesting the FAT001 Web report from the NSLDS Professional Access Web site [https://www.nslsdfap.ed.gov/nsls\\_FAP/](https://www.nslsdfap.ed.gov/nsls_FAP/).
- (4)(5) These message classes and corresponding extract record layouts and reports are also generated when requesting the FAT001 Web report from the NSLDS Professional Access Web site at [https://www.nslsdfap.ed.gov/nsls\\_FAP/](https://www.nslsdfap.ed.gov/nsls_FAP/).
- (6) The message class length remains 500 bytes long.

As in the past, before submitting any student records to NSLDS for the Transfer Student Monitoring process, schools **must** access and complete their School Alert Profile on the NSLDS Professional Access Web site at [https://www.nslsdfap.ed.gov/nsls\\_FAP/](https://www.nslsdfap.ed.gov/nsls_FAP/). Schools can designate a servicer to submit Inform and receive Alert information. This arrangement, however, must be reported on the School Alert Profile page by providing the servicer's TG number. Schools sign up for the TSM/FAH batch process on the FSA enrollment Web site, <http://www.fsawebenroll.ed.gov/>.

## 1.4 Definitions of Columns

The following column labels are used in all file layout tables presented in this document.

- **Field Number**—Number assigned to a specific block of information. This number will easily identify which field is in error on an Error/Acknowledgment file.
- **Position From**—Position in the file in which a specific block of information begins.
- **Position To**—Position in the file in which a specific block of information ends.
- **Added/Modified**—For information purposes only. It is to be used as a reference to determine quickly what has changed from previous publications.
- **Attribute**—Name of the specific field.
- **Description**—Description of the information held in a specific field.
- **Field Format**—Denotes what type of data can be reported in a specific field. For example, a Field Format that says Date will create an error if it contains letters. All dates are in CCYYMMDD format.
- **Field Length**—Number of bytes in the file occupied by a specific block of information.

## 2.0 Transfer Student Monitoring and Financial Aid History Batch Inform File Layouts

### 2.1 Batch Inform File Layouts

Schools create this file to submit a list of students to NSLDS to request FAHs, add students to the TSM list, or both. NSLDS will return FAHs, monitor the students provided on this file, or do both as requested.

The following record layouts describe the input Header, Detail, and Trailer records for the Batch Inform file created by schools or school servicers. Schools using the batch process are required to create their Batch Inform file following these standards. Records not meeting format requirements or which fail edits will be rejected. These records must be resubmitted or entered on the Web for the student to be monitored.

The TSM/FAH Batch Inform file may be submitted as often as needed by a school and can include TSM informs only or a combination of TSM informs and FAH requests. NSLDS expects to review files as received and return an Error/Acknowledgment file shortly thereafter. A school may submit multiple files in a day if it so chooses. An Error/Acknowledgment file will be sent in response to each Batch Inform file received and accepted by NSLDS. If an entire TSM/FAH Batch Inform file errors out, the school or servicer will not receive an Error/Acknowledgment file. In that case, the school or servicer should call the NSLDS Customer Support Center for assistance.

Remember, before submitting your first Batch Inform file for the Transfer Student Monitoring process, you must set up the school's preferences. ***If the School Transfer Profile page has not been completed on the NSLDS Professional Access Web site ([https://www.nslsdfap.ed.gov/nsls\\_fap/](https://www.nslsdfap.ed.gov/nsls_fap/)), the entire Batch Inform file will be rejected.***

To set or change the school's preferences, click the Tran tab and then select School Transfer Profile, or go to the Transfer Monitoring section of the Menu page and click the School Transfer Profile link. After your school's Transfer Profile has been completed, you may submit your batch file.

#### 2.1.1 Batch Inform Header Record Layout

The first record in the file must be a Header record. The Header record must be populated exactly as stated or the entire file may be rejected. The length of the Batch Inform Header record file is 150 bytes long. Any file that is rejected must be reprocessed in order to add the students to the Transfer Student Monitoring list.

- **Record Type Indicator**—If this field contains any character other than a 0 (zero), the entire Batch Inform file will be rejected.

- **Header Title**—If this field contains any information other than TSM/FAH INFORM HEADER (all in UPPER CASE), the entire Batch Inform file will be rejected.
- **School Code**—This is the school's Office of Postsecondary Education Identifier (OPEID\*) 8-digit number. If this OPEID number does not match the current listing of valid school codes, or if the SAIG mailbox from which the file is sent does not match the OPEID number in the Batch Inform file, the file will be rejected. Servicers must submit a header record for each school.

\*OPEID is the combination of the 6 digit school code and the 2 digit school location code. If a school has more than 99 locations, the first digit of the OPEID is then incremented to 1. If more than 199 locations, the first digit is then incremented to 2, and so forth. (Examples: location 00 = 06789900, location 101 = 16789901, location 202 = 26789902)

- **Servicer Code**—If the school chooses to have a servicer submit the Batch Inform file on its behalf, the Servicer must fill in the Servicer Code field. If the school is submitting the file on its own behalf, this field must contain zeros.
- **Submittal Date**—This date must be in CCYYMMDD format (2-digit Century, 2-digit Year, 2-digit Month, 2-digit Day).
- **Submittal Sequence Number**—When a school or servicer submits a Batch Inform file, the first file must contain 01 in this field. If the school or servicer submits more than one file per day, this number must increment for each subsequent file submitted. This allows the school to recognize the submission for which it is receiving an Error/ Acknowledgment file. This field must contain numbers only.
- **Report Type for FAH**—The FAH is available in a report or extract format. A school or servicer indicates preference in this field. Transfer Student Monitoring Alert preferences are determined by the information provided on the School Transfer Profile page on the NSLDS Professional Access Web site at <https://www.nslsdfap.ed.gov/nsls FAP/>.
- **Filler**—This is left as blank space. If NSLDS or ED later determines that more information is needed in the Header record, additional fields will be added here.

*TSM/FAH Batch Inform Header Record Layout**Length = 150*

<b>Field Number</b>	<b>Pos. From</b>	<b>Pos. To</b>	<b>Added/ Modified</b>	<b>Attribute</b>	<b>Description</b>	<b>Field Format</b>	<b>Field Length</b>
101	1	1		Record Type Indicator	Indicator used to identify the header record. Value must be 0 (zero).	Char.	1
102	2	47		Header Title	Title used to identify the header record. Value = TSM/FAH INFORM HEADER	Char.	46
103	48	55		School Code	An 8-digit OPEID code used to identify the school and branch. Last 2 digits equal 00 if no branch code. Mandatory for schools and servicers.	Char.	8
104	56	63		Servicer Code	The NSLDS-assigned code for the servicer submitting the file on behalf of one or more schools. School servicers indicate their code; schools fill with zeros.	Char.	8
105	64	71		Submittal Date	Date (year, month, and day) on which the Batch Inform file is submitted. Format is CCYYMMDD. This date will determine award year for Perkins loans.	Date	8
106	72	73		Submittal Sequence Number	Used to differentiate between multiple batches submitted the same date. Numeric values only. Start with 01 and increment for multiple submittals on the same day. This allows the school to recognize which submission they are receiving an Error/Acknowledgment file for.	Char.	2

Field Number	Pos. From	Pos. To	Added/Modified	Attribute	Description	Field Format	Field Length
107	74	74		Report Type for FAH	Type of file format requested for the FAH. The default type is an extract data file. Values are: R = a formatted report file is requested E = an extract data file is requested	Char.	1
N/A	75	150		Filler	Spaces.	Char.	76

### 2.1.2 Batch Inform Detail Record Layout

A separate record is created for each student submitted in the Batch Inform file. You may submit as many records in one submittal as you wish. A Batch Inform file can also be used to update or delete a student from the Monitoring List.

NSLDS will process all records received and accepted. If a new record is received, NSLDS will determine if the request is for a FAH, an addition to the Monitoring List or both. If you wish to change information previously submitted, resend the record with the new information. NSLDS will update the record with the new information. You may also delete a record by populating field 208 with Y. To delete a record, all the student identifiers and the Enrollment Begin Date must match the previously submitted values.

- **Record Type Indicator**—If this field contains any character other than a 1 (one), the entire Batch Inform file will be rejected.
- **Student's Social Security number (SSN)**—The SSN of the student being sent. After the initial creation of the list, this field can be used to update or delete a student from the Monitoring List.

If the SSN submitted does **not** match an SSN in NSLDS:

- For the Batch Inform file, the school will receive an Error/Acknowledgment file with warning code 701 "This student has been added to the Monitoring list, but cannot be found on the database." When a Data Provider submits information on this student that adds the student to the database, an Alert will be generated.
- For FAH requests, the school will receive an Error/Acknowledgement file with error code 101: "Student SSN not found."
- **First Name**—First name of the student being sent.

If the SSN reported matches with the NSLDS database, but the name reported in this field does not match:

- For the Batch Inform file, the school will receive an Error/Acknowledgment file with warning code 702: "This student has been added to the Monitoring list, but cannot be found on the database." When a Data Provider submits information on the SSN reported above, the school would receive an Alert, but that file will contain the name and date of birth (DOB) as reported in NSLDS.
- For FAH requests, the school will receive an Error/Acknowledgment file error code 100 "Match on SSN. No match on DOB, First Name, Last Name."
- **Last Name**—Last name of the student being sent.
- **Date of Birth**—DOB of the student being sent. It must be in CCYYMMDD format. It must also pass reasonability edits.

If the DOB reported makes the student younger than 12, or older than 100, the record will be rejected. This date cannot be in the future.

If the SSN reported matches with the NSLDS database, but the DOB reported in this field does not match:

- For the Batch Inform file, the school will receive an Error/Acknowledgment file with warning code 702: "This student has been added to the Monitoring list, but cannot be found on the database." When a Data Provider submits information on the SSN reported above, the school receives an Alert, but that file will contain the name and DOB as reported in NSLDS.
- For FAH requests, the school will receive an Error/Acknowledgment file error code 100 "Match on SSN. No match on DOB, First Name, Last Name."
- **Enrollment Begin Date**—Must be in CCYYMMDD format. It can be a future date, but not more than 18 months greater than the current date. It cannot be more than 90 days less than current date. For FAH requests only, fill the field with 00000000 (all zeros).
- **Monitor Begin Date**—Must be in CCYYMMDD format. It can be a future date, but not greater than the reported Enrollment Begin Date. If the Enrollment Begin Date has already passed, use the submittal date. For FAH requests only, fill the field with 00000000 (all zeros).
- **Delete from Monitoring and Alert List**—This is a 1-character field used to specify whether the student is to be deleted from the Monitoring List. The only time this should be populated with 'Y' is if the student previously reported for Monitoring is not going to attend that school. 'N' indicates that the student is

being added or updated. If a student's record is submitted in more than one Batch Inform file with no changes, any subsequent, identical Batch Informs will be ignored. For FAH requests only, must be space.

- **School Code**—This is the school's OPEID\* 8-digit number. If this OPEID number does not match the current listing of valid school codes or if the SAIG mailbox from which the file is sent does not match the OPEID number in the Batch Inform file, the file will be rejected. Servicers must submit a header record for each school.

\*OPEID is the combination of the 6 digit school code and the 2 digit school location code. If a school has more than 99 locations, the first digit of the OPEID is then incremented to 1. If more than 199 locations, the first digit is then incremented to 2, and so forth. (Examples: location 00 = 06789900, location 101 = 16789901, location 202 = 26789902)

- **Request Indicator**—A 1-character code indicating which request is being made. Values are:
  - T = add the student to the Monitoring list only
  - H = FAH only
  - B = both
- **Filler**—This is left as blank space. If NSLDS or ED later determines that more information is needed in the Detail record, additional fields will be added here.

TSM/FAH Batch Inform Detail Record Layout

Length = 150

Field Number	Pos. From	Pos. To	Added/Modified	Attribute	Description	Field Format	Field Length
201	1	1		Record Type Indicator	Indicator used to identify the detail record. Value must be 1 (one).	Char.	1
202	2	10		Student's SSN	SSN of the student.	Char.	9
203	11	22		First Name	First name of student. If student has no first name, use NFN. Field must be left justified.	Char.	12
204	23	57		Last Name	Last name of student. If student has no last name, use NLN. Field must be left justified.	Char.	35



Field Number	Pos. From	Pos. To	Added/Modified	Attribute	Description	Field Format	Field Length
205	58	65		Date of Birth	Date of Birth of the student. Format is CCYYMMDD.	Date	8
206	66	73		Enrollment Begin Date	Begin date of period student will be enrolled at institution. Format is CCYYMMDD format. It can be a future date. For FAH request, fill entire field with 00000000 (all zeros).	Date	8
207	74	81		Monitor Begin Date	Begin date of period student is to be Monitored by NSLDS. Format is CCYYMMDD format. Use submittal date as default. For FAH request, fill entire field with 00000000 (all zeros).	Date	8
208	82	82		Delete from Monitoring and Alert List	Indicates student is to be deleted from Monitoring and Alert lists. Values are: Y = indicates student is to be deleted. N = indicates student is to be added or changed. Must be space for FAH only request.	Char.	1
209	83	90		School Code	An 8-digit OPEID code used to identify the school and branch. Last 2 digits equal 00 if no branch code. Mandatory for schools and servicers.	Char.	8

Field Number	Pos. From	Pos. To	Added/Modified	Attribute	Description	Field Format	Field Length
210	91	91		Request Indicator	A 1-character code indicating which request is being made. Values are: H = FAH only T = Adds the student to the Monitoring list only B = Both	Char.	1
N/A	92	150		Filler	Spaces.	Char.	59

### 2.1.3 Batch Inform Trailer Record Layout

Add a Trailer Record exactly as stated below. Incorrect data may cause the entire file to be rejected.

- **Record Type Indicator**—If this field contains any character other than a 9 (nine), the entire Batch Inform file will be rejected.
- **Trailer Title**—If this field contains any information other than TSM/FAH INFORM TRAILER (all UPPER CASE), the entire Batch Inform file will be rejected.
- **Record Count**—This field can only be populated with numbers. The number in this field must match the number of Detail records in this file.
- **Filler**—This is left as blank space. If NSLDS or ED later determines that more information is needed in the Header record, additional fields will be added here.

*TSM/FAH Batch Inform Trailer Record Layout**Length = 150*

Field Number	Pos. From	Pos. To	Added/Modified	Attribute	Description	Field Format	Field Length
901	1	1		Record Type Indicator	Indicator used to identify the trailer record. Value must be 9	Char.	1
902	2	47		Trailer Title	Title used to identify the trailer record. Value = TSM/FAH INFORM TRAILER	Char.	46
903	48	56		Record Count	Total count of detail records on this file (excluding header and trailer). Valid content: 000000001 to 999999999	Num.	9
N/A	57	150		Filler	Spaces.	Char.	94

**2.2 Batch Inform Error/Acknowledgment File Layout**

The TSM/FAH Inform Error/Acknowledgment file is returned to the school by NSLDS on receipt and acceptance of the TSM/FAH Batch Inform file. This file will list any errors or warnings on records submitted in the Batch Inform file. If there are no errors and no warnings, the TSM/FAH Error/Acknowledgment file will contain only a Header and Trailer record. Because there may be more than one error on any given Detail record, the number of records in the Error/ Acknowledgment file may be greater than the number of Detail records sent in the Batch Inform file. Any error or warning in the Batch Inform file will be identified by a Field Number and an Error/Warning Code on the error detail record.

Batch Inform files will be processed as they are received. An Error/Acknowledgment file will be sent in response to each accepted Batch Inform file. Schools are responsible for correcting records that contain errors and students are not processed for FAHs or added to the Transfer Student Monitoring list. Corrections can be done by resending a batch record for the student in a future Batch Inform file, by adding the student to the Monitoring list using the NSLDS Professional Access Web site at <https://www.nslsdfap.ed.gov/nslsdfap/>, or by requesting an FAH via the Web site Report List by submitting the FAT001 report ID.

There are two types of messages: Errors and Warnings. An Error means the record was not processed for an FAH request or added to the Transfer Student Monitoring List. The

error must be corrected as noted above. A Warning indicates that the record was added to the Transfer Student Monitoring List, but the identifiers provided differ from those already on NSLDS. An FAH will not be produced in this case and there will be an error record on the file. The school should check its records to ensure the correct information was provided in the Batch Inform. If correct, no further action is needed. If the data is not correct, the school should reprocess the record with the correct information. Schools can assume that all records not in the Error/Acknowledgement file have been processed.

The following record layouts describe the Header, Detail, and Trailer records for the TSM/FAH Batch Error/Acknowledgment file returned to schools or school servicers by NSLDS.

### 2.2.1 Batch Inform Error/ Acknowledgment Header Record Layout

The first record in the file will be a Header record, which will be populated as described in the following table.

*TSM/FAH Batch Inform Error/Acknowledgement Header Record Layout* *Length = 120*

Pos. From	Pos To	Added/ Modified	Attribute	Description	Field Format	Field Length
1	1		Record Type Indicator	Indicator used to identify the header record. Value = 0 (zero).	Char.	1
2	47		Header Title	Title used to identify the header record. Value = TSM/FAH ERROR HEADER.	Char.	46
48	55		School Code	The 8-digit OPEID code used to identify the school and branch that submitted the Transfer Batch Inform file. Last 2 digits equal 00 if no branch code. From the Batch Inform file header record.	Char.	8
56	63		Servicer Code	The NSLDS-assigned code for the servicer submitting the Transfer Batch Inform file on behalf of one or more schools. From the Batch Inform file header record.	Char.	8
64	71		Submittal Date	Date (year, month, and day) on which the Batch Inform file was submitted. Format is CCYYMMDD. From the Batch Inform file header record.	Date	8

Pos. From	Pos To	Added/ Modified	Attribute	Description	Field Format	Field Length
72	73		Submittal Sequence Number	Used to differentiate between multiple batches submitted the same date. Starts with 01 and increments for multiple submittals in the same day. From the Batch Inform file header record.	Char.	2
74	120		Filler	Blank attribute to complete record length.	Char.	47

## 2.2.2 Batch Inform Error/ Acknowledgment Detail Record Layout

A separate detail record is created for each error or warning. Each student record includes the following fields and those listed in the table below. Fields for which no definition is provided were determined to be self-explanatory.

- **Field in Error**—This number refers to the Field Number in the Batch Inform file that contains an error or that prompted the warning.
- **Error Code**—This number refers to the specific error or warning in the field. See Error/Warning Codes Legend.
- **Value of Field in Error**—This field contains the information reported in the Batch Inform file that is in error or prompted the warning.

*TSM/FAH Batch Inform Error/Acknowledgment Detail Record Layout*

*Length = 120*

Pos. From	Pos. To	Added/ Modified	Attribute	Description	Field Format	Field Length
1	1		Record Type Indicator	Indicator used to identify the detail record. Value = 1	Char.	1
2	10		Student's SSN	SSN of the student on the submittal file. From the Batch Inform file detail record.	Char.	9
11	22		First Name	First name of student on the submittal file. From the Batch Inform file detail record.	Char.	12
23	57		Last Name	Last name of student on the submittal file. From the Batch Inform file detail record.	Char.	35

Pos. From	Pos. To	Added/ Modified	Attribute	Description	Field Format	Field Length
58	65		Date of Birth	Date of Birth of the student on the submittal file. Format is CCYYMMDD. From the Batch Inform file detail record.	Date	8
66	73		School Code	An 8-digit OPEID code used to identify the school and branch. Last 2 digits equal 00 if no branch code.	Char.	8
74	76		Field in Error	A 3-digit number indicating the field of the record that is in error or prompted the warning. See Error and Warning Code Legend.	Char.	3
77	79		Error Code	A 3-digit code indicating the error or warning found for the field noted above. See Error and Warning Code Legend.	Char.	3
80	114		Value of Field in Error	Value sent in field that prompted the error or warning code generation.	Char.	35
115	115		Request Indicator	Type of file being requested. Values are: H = FAH only T = Add to the Monitoring List only B = Both	Char.	1
116	120		Filler	Spaces.	Char.	5

### 2.2.3 Batch Inform Error/ Acknowledgment Trailer Record Layout

The last record in the file will be a Trailer record, which will be populated as described in the following table. Fields for which no definition is provided were determined to be self-explanatory.

- **Inform Record Count**—This number refers to the number of Detail records submitted on the Batch Inform file.
- **Error Count**—This number refers to the number of errors in the file. There may be more than one error per Detail record. Each error is counted separately to

obtain this count.

- **Record Count with Errors**—This is the number of Detail records submitted in the Batch Inform file that contained errors. This number will never be greater than the Batch Inform Record Count.
- **Warning Count**—This number refers to the number of warnings in the file. There may be more than one warning per Detail record. Each warning is counted separately to obtain this count.
- **Record Count with Warnings**—This is the number of Detail records submitted in the Batch Inform file that contained warnings. This number will never be greater than the Batch Inform Record Count.

*TSM/FAH Batch Inform Error/Acknowledgment Trailer Record Layout* *Length = 120*

Pos. From	Pos. To	Added/Modified	Attribute	Description	Field Format	Field Length
1	1		Record Type Indicator	Indicator used to identify the trailer record. Value = 9	Char.	1
2	47		Trailer Title	Title used to identify the trailer record. Value = TSM/FAH ERROR TRAILER.	Char.	46
48	56		Inform Record Count	Total count of detail records submitted on Batch Inform file (excluding header and trailer).	Num.	9
57	65		Error Count	Total count of detail errors on this file. There may be more than one error per Detail record—each error is counted separately to obtain this count (excluding header and trailer).	Num.	9
66	74		Record Count with Errors	Total count of records with errors on this file (excluding header and trailer).	Num.	9

Pos. From	Pos. To	Added/ Modified	Attribute	Description	Field Format	Field Length
75	83		Warning Count	Total count of detail warnings on this file. There may be more than one warning per Detail record. Each warning is counted separately to obtain this count (excluding header and trailer).	Num.	9
84	92		Record Count with Warnings	Total count of records with warnings on this file (excluding header and trailer).	Num.	9
93	120		Filler	Spaces.	Char.	28

## 2.2.4 Error and Warning Codes Legends

### *Error Codes Legend*

Field Number	Error Code	Meaning
000	001	No Alert Profile established.
101	002	No header record.
103	004	School/Branch does not exist in NSLDS.
104	005	Servicer not authorized.
104	033	TG Number not valid for school.
104	035	User not authorized.
105	006	Submittal Date is not a valid date.
106	007	Submittal Sequence Number is not numeric.
202	009	SSN is not numeric.
203	010	First name is all spaces.
204	011	Last name is all spaces.
205	012	Date of Birth is invalid date.
206	013	Enrollment Begin date is invalid date.
206	014	Enrollment Begin date is less than current date minus 90 days.
206	015	Enrollment Begin date is greater than current date plus 18 months (548 days).



Field Number	Error Code	Meaning
207	016	Monitor Begin date is invalid date.
207	023	Enrollment Begin date is current or a future date and Monitor Begin date is greater than Enrollment Begin Date.
207	024	Monitor Begin date is less than current date minus 18 months (548 days).
207	025	Monitor Begin date is greater than current date plus 18 months (548 days).
208	017	Delete From List Indicator is not Y or N.
209	018	School/Branch does not exist in NSLDS.
209	026	School/Branch on detail record does not match School/Branch on header record.
210	028	Request indicator is not H, T, or B.
211	032	Submittal Control / Submittal Control Detail not found.
211	034	Submittal Control / Submittal Control Detail not found.
202	100	Match on SSN. No match on DOB, First Name, Last Name.
202	101	Student SSN not found.
901	019	No trailer record.
301	031	Submittal file not found.
903	021	Trailer record count does not match number of detail records.
903	022	Trailer record count not numeric.

*Warning Codes Legend*

Field Number	Warning Code	Meaning
202	701	Student SSN not found. (Student added to Monitoring List, but is not on Database).
202	702	Match on SSN. No match on DOB, First Name, Last Name. (Student added to Monitoring List, but does not match information on Database).
208	703	Delete requested for Student not on Monitoring List.
207	704	Enrollment Begin Date is a past date; Monitor Begin date changed to current date.
202	705	Successful Match. Student has no selectable loans.
202	706	Successful Match. Student has no selectable loans and grants.

## 3.0 Transfer Student Monitoring Alert/Financial Aid History Batch File Layout

The FAH is sent to schools when requested by the TSM/FAH Batch Inform file. The Transfer Monitoring Alert file is sent to schools by NSLDS only when a relevant financial aid change has been identified in the record of one of the students on the school's Monitoring List. Each type of file will be identified by the Header Title and by the message class. Alert files are prompted by changes that include new or cancelled loans/grants, disbursements, and changes to loan balances. The changes prompting an Alert file do **not** include newly reported Defaulted loans or Overpayments. That information will continue to be sent to schools via current Postscreening ISIRs.

The FAH and Transfer Monitoring Alert files will contain the student's full NSLDS Financial Aid History even if there is a change in a single loan or grant. The grant, loan, or aggregate records that contain a change causing the Alert will be flagged to enable schools to identify the changed records quickly. A grant, loan, or aggregate record will be flagged as a change if the information is different from either the most recent ISIR record or the most recent Alert, whichever is more current.

This file can be received in either an Extract or Report format. The extract file will contain separate record types: Aggregates/Perkins/Flags Record; Name History Record(s); Overpayment Record(s); Grant Payment Record(s); and Loan Detail Record(s).

NSLDS will send an Alert file whenever there is information to report to a school. Since NSLDS gets new data daily, it is possible, but not likely, that a school could receive an Alert file daily. Whenever NSLDS sends an Alert file, an e-mail notice will be sent to the e-mail address as specified in the Transfer School Profile on the NSLDS Professional Access Web site at [https://www.nslsdfap.ed.gov/nsls\\_fap/](https://www.nslsdfap.ed.gov/nsls_fap/). The alert's corresponding e-mail notification generated for the school can be identified by the 8-digit OPEID code in the subject line of the e-mail.

### 3.1 TSM/FAH Header Batch Record Layout

The first record in the file will be a Header record, which will be populated as described in the following table.

- **Report Type**—Designates whether the file is in Report or Extract format. It is also identified by message class name.
- **Date**—Date the file was generated from NSLDS.
- **Sequence Number**—Populated with 01 in this field, if it is the first FAH or Alert sent to the school or servicer on a given day. If more FAHs or Alerts are generated for that school or servicer on the same day, this number will increment

for each subsequent file.

*TSM Alert/FAH Header Record Layout*

*Length = 500*

Pos. From	Pos. To	Added/ Modified	Attribute	Description	Field Format	Field Length
1	1		Record Type Indicator	Indicator used to identify the header record. Value = 0 (zero).	Char.	1
2	47		Header Title	Title used to identify the header record. Value = FAH HEADER or TSM ALERT HEADER.	Char.	46
48	55		School Code	The 8-digit OPEID code used to identify the school and branch receiving the record. Last 2 digits equal 00 if no branch code.	Char.	8
56	63		Servicer Code	For Alerts, fill with 00000000 (zeroes). For FAH, return values from original submittal file.	Char.	8
64	64		Report Type	Type of format in which the file is provided. Values are: R = formatted report file is generated E = an extract file is generated	Char.	1
65	72		Date	Date on which the Alert or FAH was generated by NSLDS. Format CCYYMMDD.	Date	8
73	74		Sequence Number	Used to differentiate between multiple FAH and Alert files generated on the same date. Starts with 01 and increments for subsequent files.	Char.	2
75	500		Filler	Spaces.	Char.	426

## 3.2 TSM/FAH Detail Batch Record Layout –Type 1: Aggregates, Perkins, and Flags Record

The Header record is followed by detail records for each student. Each student record includes the following fields and those listed in the table below. Fields for which no definition is provided were determined to be self-explanatory.

- **Current SSN**—Social Security number currently in NSLDS for this student.
- **Current First Name**—First Name currently in NSLDS for this student. May differ from name submitted in Batch Inform file by school or servicer.
- **Current Last Name**—Last Name currently in NSLDS for this student.
- **Current Date of Birth**—DOB currently in NSLDS for this student. May differ from DOB submitted in Batch Inform file by school or servicer.
- **Defaulted Loan Flag**—Field that identifies if the student has one or more defaulted loans. This will **not** generate the Alert file, but will be included on the student's Financial Aid History sent in the Alert.
- **Discharged Loan Code**—Field that identifies if the student has one or more discharged loans. This will **not** generate the Alert file, but will be included on the student's Financial Aid History and sent in the Alert file. If there are multiple loans with different statuses, the codes will be displayed in the following priority order: D, C, P, M, and N. Values for the code are:
  - D = Discharge due to death
  - C = Conditional discharge
  - P = Permanent discharge
  - M = Multiple; some are permanently discharged, some are conditionally discharged
  - N = None
- **Loan Satisfactory Repayment Arrangements Flag**—Field that identifies if the student has made satisfactory repayment arrangements on one or more defaulted loans. This will **not** generate the Alert file, but will be included on the student's Financial Aid History sent in the Alert.
- **Active Bankruptcy Flag**—Field that identifies if the student has one or more active bankruptcies. This will **not** generate the Alert file, but will be included on the student's Financial Aid History sent in the Alert.
- **Pell Change Flag**—Field that identifies that the student has had a change reported on one or more Pell grants that may affect eligibility. This **will** generate

the Alert file. This will be a space for FAH output.

- **Loan Change Flag**—Field that identifies that the student has had a change reported on one or more loans that may affect eligibility. This **will** generate the Alert file. This will be a space for FAH output.
- **Aggregate Change Flag**—Field that identifies that the student has had a change reported on his/her Aggregate balance that may affect eligibility. This **will** generate the Alert file. This will be a space for FAH output.
- **TEACH Grant Aggregates Change Flag**—Field that identifies that the student has had a change reported on his/her TEACH grant Aggregate balance that may affect eligibility. This **will** generate the Alert file. This will be a space for FAH output.
- **First Name**—First name of student as submitted on the Batch Inform file. Allows school or servicer to identify quickly and easily the student they reported with the student whose information has been returned. If the school did not receive a warning after submitting the Batch Inform file, this field should match the Current First Name.
- **Last Name**—Last name of student as submitted on the Batch Inform file. Allows school or servicer to identify quickly and easily the student they reported with the student whose information has been returned.
- **Date of Birth**—DOB of student as submitted on the Batch Inform file. Allows school or servicer to identify quickly and easily the student they reported with the student whose information has been returned. If the school did not receive a warning after submitting the Batch Inform file, this field should match the Current DOB.
- **Undergraduate Subsidized Loan Limit Flag**—Field that indicates the condition of the Aggregate Total for Subsidized loan limit at the undergraduate level. Values for the code are:
  - E = Exceeded loan limit
  - C = Close or equal to Loan limit
  - N = No problem
  - R = Exceeded Loan Limit and Reaffirmed Debt
- **Undergraduate Combined Loan Limit Flag**—Field that indicates the condition of the Aggregate Total for Combined loan limit at the undergraduate level. Values for the code are:
  - E = Exceeded loan limit

- C = Close or equal to Loan limit
- N = No problem
- R = Exceeded Loan Limit and Reaffirmed Debt
- **Aggregate Consolidation Loans, Unallocated Outstanding Principal Balance (Undergraduate and Graduate)**—Field that indicates the undergraduate and graduate aggregate loan Outstanding Principal Balance amount of a Consolidation loan that is unallocated.
- **Aggregate PLUS Loans Outstanding Principal Balance**—Field that indicates the aggregate loan Outstanding Principal Balance amount for PLUS loans. Will be available when the borrower is the PLUS loan holder.
- **Aggregate Consolidation Loans, Unallocated Total (Undergraduate and Graduate)**—Field that indicates the undergraduate and graduate aggregate loan Total amount of a Consolidation loan that is unallocated.
- **Aggregate PLUS Loans Total**—Field that indicates the aggregate loan Total amount for PLUS loans. Will be available when the borrower is the PLUS loan holder.
- **ACG Change Flag**—Field which identifies that the student has had a change reported on one or more ACG that may affect eligibility. This **will** generate the Alert file. This will be a space for FAH output.
- **SMART Change Flag**—Field which identifies that the student has had a change reported on one or more SMART grants that may affect eligibility. This **will** generate the Alert file. This will be a space for FAH output.
- **TEACH Grant Data Change Flag**—Field which identifies that the student has had a change reported on one or more TEACH grants that may affect eligibility. This **will** generate the Alert file. This will be a space for FAH output.
- **Direct Loan PLUS Graduate/Professional MPN Flag**—Field which identifies a student's PLUS Graduate/Professional MPN status reported by COD.
- **Fraud Flag**—Field identifying a student having a fraud loan status (FR or FD) on one or more loans or one or more fraud overpayment indicators. This will **not** generate the Alert file, but will be included on the student's Financial Aid History sent in the Alert and FAH output.
- **Aggregate PLUS Graduate/Professional Loans Outstanding Principal Balance**—Field which indicates the aggregate loan Outstanding Principal Balance amount for PLUS Graduate/Professional loans. Will be available when the student has PLUS Graduate/ Professional loans.

- **Aggregate PLUS Graduate/Professional Loans Total**—Field which indicates the aggregate loan Total amount for PLUS Graduate/Professional loans. Will be available when the student has PLUS Graduate/Professional loans.
- **Graduate Subsidized Loan Limit Flag**—Field that indicates the condition of the Aggregate Total for a borrower's subsidized loan limit level with cumulative balances for undergraduate and graduate loans. Values for the code are:
  - E = Exceeded loan limit
  - C = Close or equal to Loan limit
  - N = No problem
  - R = Exceeded Loan Limit and Reaffirmed Debt
- **Graduate Combined Loan Limit Flag**—Field that indicates the condition of the Aggregate Total for a borrower's combined loan limit level with cumulative balances for undergraduate and graduate loans. Values for the code are:
  - E = Exceeded loan limit
  - C = Close or equal to Loan limit
  - N = No problem
  - R = Exceeded Loan Limit and Reaffirmed Debt
- **Aggregate Subsidized Total (Undergraduate and Graduate)**—Total of Aggregate Subsidized Outstanding Principal Balance and Aggregate Subsidized Pending Disbursement. The amount in this field is used to trigger the Graduate Subsidized Loan Limit Flag.
- **Aggregate Combined Total (Undergraduate and Graduate)**—Total of Aggregate Combined Outstanding Principal Balance and Aggregate Combined Pending Disbursement. The amount in this field is used to trigger the Graduate Combined Loan Limit Flag.
- **Unusual Enrollment History Indicator**—A new field that indicates if the number of schools from which as student received a Pell disbursement during the past 3 years indicates a pattern of unusual Enrollment. Valid Values are:
  - 2 = Possible enrollment history problem
  - 3 = Questionable enrollment history
  - N = No problem
- **LEU Limit Indicator**—Field that identifies if the student has come close to or has exceeded the Pell Grant Lifetime Eligibility Limit of 600%. Values for the code are:

- E = Meets or exceeds Pell Grant LEU limit
- C = Close to Pell Grant LEU limit
- H = High % warning
- N = No problem
- **Subsidized Usage Limit Applies (SULA) Flag**—A field that indicates whether the borrower is subject to the 150% Direct Subsidized Loan Limit provision. The values are:
  - Y = The borrower is subject to the 150% Direct Subsidized Loan Limit provision.
  - N = The borrower is not subject to the 150% Direct Subsidized Loan Limit provision.
- **Subsidized Usage Period (formerly Subsidized Limit Eligibility Used)**—A field that indicates the total time during which the student has received Direct Subsidized Loans as reported to NSLDS by COD. This field contains numeric six-digit values, 000v000 to 999v999, where “v” is an implied decimal and is excluded from the output.

TSM Alert/FAH Detail Record Type 1—Aggregate, Perkins, Flags Record

Layout Length = 500

Pos. From	Pos. To	Added/Modified	Attribute	Description	Field Format	Field Length
1	1		Record Type Indicator	Indicator used to identify the record. Value = 1.	Char.	1
2	10		Current SSN	Current SSN from NSLDS of the student for whom the FAH or Alert is being generated.	Char.	9
11	22		Current First Name	Current first name from NSLDS of the student for whom the FAH or Alert is being generated. Value = NFN if student has no first name.	Char.	12
23	57		Current Last Name	Current last name from NSLDS of the student for whom the FAH or Alert is being generated. Value = NLN if student has no last name.	Char.	35



Pos. From	Pos. To	Added/Modified	Attribute	Description	Field Format	Field Length
58	65		Current Date of Birth	Date of Birth from NSLDS of the student for whom the FAH or Alert is being generated. Format is CCYYMMDD.	Date	8
66	73		School Code	The 8-digit OPEID code used to identify the school and branch. Last 2 digits equal 00 if no branch code.	Char.	8
74	74		Defaulted Loan Flag	Indicates one or more defaulted loans. Value = Y or N.	Char.	1
75	75		Discharged Loan Code	Indicates one or more discharged loans. Values are: D = Death C = Conditional P = Permanent M = Multiple N = None	Char.	1
76	76		Loan Satisfactory Repayment Arrangements Flag	Indicates one or more loans with satisfactory repayment arrangements. Value = Y or N.	Char.	1
77	77		Active Bankruptcy Flag	Indicates one or more active bankruptcy loans. Value = Y or N.	Char.	1
78	83		Aggregate Subsidized Outstanding Principal Balance (Undergraduate and Graduate)	Outstanding principal balance for subsidized loan types (D1, D6, and subsidized SF). Includes calculated share of a consolidation loan that is considered subsidized. Value is balance or N/A if no applicable loans.	Char.	6

Pos. From	Pos. To	Added/ Modified	Attribute	Description	Field Format	Field Length
84	89		Aggregate Unsubsidized Outstanding Principal Balance (Undergraduate and Graduate)	Outstanding principal balance for unsubsidized loan types (D2, D5, FI, RF, non-subsidized SF, SL, and SU) Includes calculated share of a consolidation loan that is considered unsubsidized. Value is balance or N/A if no applicable loans.	Char.	6
90	95		Aggregate Combined Outstanding Principal Balance (Undergraduate and Graduate)	Outstanding principal balance for subsidized and unsubsidized loan types (D1, D2, D5, D6, FI, RF, subsidized and non-subsidized SF, SL, and SU). Includes the total amount of a consolidation loan, excluding the calculated share that is considered to be a Perkins loan. Value is balance or N/A if no applicable loans.	Char.	6
96	101		Filler	Blank attribute to maintain record length.	Char.	6
102	107		Aggregate Subsidized Pending Disbursement (Undergraduate and Graduate)	Pending disbursements for subsidized loan types (D1 and subsidized SF). Value is amount or N/A if no applicable loans.	Char.	6
108	113		Aggregate Unsubsidized Pending Disbursement (Undergraduate and Graduate)	Pending disbursements for unsubsidized loan types (D2 and SU). Value is amount or N/A if no applicable loans.	Char.	6
114	119		Aggregate Combined Pending Disbursement (Undergraduate and Graduate)	Pending disbursements for subsidized and unsubsidized loan types (D1, D2, SF, and SU). Value is amount or N/A if no applicable loans.	Char.	6

Pos. From	Pos. To	Added/ Modified	Attribute	Description	Field Format	Field Length
120	125		Aggregate Subsidized Total (Undergraduate and Graduate)	Total of Aggregate Subsidized Outstanding Principal Balance and Aggregate Subsidized Pending Disbursement. Value is amount or N/A if no applicable loans.	Char.	6
126	131		Aggregate Unsubsidized Total (Undergraduate and Graduate)	Total of Aggregate Unsubsidized Outstanding Principal Balance and Aggregate Unsubsidized Pending Disbursement. Value is amount or N/A if no applicable loans.	Char.	6
132	137		Aggregate Combined Total (Undergraduate and Graduate)	Total of Aggregate Combined Outstanding Principal Balance and Aggregate Combined Pending Disbursement. Value is amount or N/A if no applicable loans.	Char.	6
138	143		Filler	Blank attribute to maintain record length.	Char.	6
144	149		Perkins Total Outstanding Principal Balance	Total Perkins loan (DU, EU, NU, PU, and IC) outstanding principal balances. Value is amount or N/A if no applicable loans.	Char.	6
150	155		Perkins Current Award Year Disbursement	Total Perkins loan (DU, EU, NU, PU, and IC) disbursements for award year (July-June). Value is amount or N/A if no applicable loans.	Char.	6
156	156		Direct Stafford MPN Flag	Direct Loan Stafford Master Promissory Note Flag. Values are: A = Active status I = Inactive status C = Closed status N = No loans with a Master Promissory Note	Char.	1

Pos. From	Pos. To	Added/Modified	Attribute	Description	Field Format	Field Length
157	157		Pell Change Flag	Indicates change to Pell grant information on one or more grants. Value = Y or N. Will be blank for FAH output.	Char.	1
158	158		Loan Change Flag	Indicates changed information on one or more loans. Value = Y or N. Will be blank for FAH output.	Char.	1
159	159		Aggregate Change Flag	Indicates changed Aggregate Amount information. Value = Y or N. Will be blank for FAH output.	Char.	1
160	171		First Name	First name of student submitted.	Char.	12
172	206		Last Name	Last name of student submitted.	Char.	35
207	214		Date of Birth	Date of Birth of student submitted. Format is CCYYMMDD.	Date	8
215	215		Direct Loan PLUS MPN Flag	Direct Loan PLUS Master Promissory Note Flag. Values are: A = Active status I = Inactive status E = Inactive, Endorsed C = Closed status N = No loans with a Master Promissory Note	Char.	1
216	216		Undergraduate Subsidized Loan Limit Flag	Flag indicating the condition of the Aggregate Total for subsidized loan limit (Loan types include: D1, D6, subsidized SF, and calculated share of consolidation loan considered to be subsidized.) at the undergraduate level. Values are E, C, N, or R.	Char.	1

Pos. From	Pos. To	Added/ Modified	Attribute	Description	Field Format	Field Length
217	217		Undergraduate Combined Loan Limit Flag	Flag indicating the condition of the Aggregate Total' combined loan limit at the undergraduate level. Values are E, C, N, or R.	Char.	1
218	223		Aggregate Consolidation Loans, Unallocated Outstanding Principal Balance (Undergraduate and Graduate)	Aggregate Outstanding principal balance for Consolidation Loans, Unallocated. Value is amount or N/A if no unallocated balance.	Char.	6
224	229		Aggregate PLUS Loans Outstanding Principal Balance	Outstanding principal balance for PLUS loan types (PL, D4, and D7). Will be populated when the borrower is the PLUS loan holder Value is amount or N/A if no applicable loans.	Char.	6
230	235		Aggregate Consolidation Loans, Unallocated Total (Undergraduate and Graduate)	Aggregate Total for Consolidation Loans, Unallocated. Value is amount or N/A if no unallocated balance.	Char.	6
236	241		Aggregate PLUS Loans Total	Total for PLUS loan types (PL, D4, and D7). Will be populated when the borrower is the PLUS loan holder. Value is amount or N/A if no applicable loans.	Char.	6
242	242		ACG Change Flag	Indicates change to ACG information on one or more grants. Value = Y or N. Will be blank for FAH output.	Char.	1
243	243		SMART Change Flag	Indicates change to SMART grant information on one or more grants. Value = Y or N. Will be blank for FAH output.	Char.	1

Pos. From	Pos. To	Added/Modified	Attribute	Description	Field Format	Field Length
244	244		Direct Loan PLUS Graduate/Professional MPN Flag	Direct Loan PLUS Graduate/Professional Master Promissory Note Flag. Values are: A = Active status I = Inactive status E = Inactive, Endorsed C = Closed status N = No loans with a Master Promissory Note	Char.	1
245	245		Fraud Flag	Indicates fraud on one or more loans or overpayments. Value = Y or N.	Char.	1
246	251		Aggregate PLUS Graduate/Professional Outstanding Principal Balance	Outstanding principal balance for PLUS Graduate/Prof. loan types (D3 and GB). Value is amount or "N/A" if no applicable loans.	Char.	6
252	257		Aggregate PLUS Graduate/Professional Total	Total for PLUS Graduate/Prof. loan types (D3 and GB). Value is amount or "N/A" if no applicable loans.	Char.	6
258	258		Graduate Subsidized Loan Limit Flag	Flag indicating the condition of the Aggregate Total for subsidized loan limit (Loan types include: D1, D6, subsidized SF, and calculated share of consolidation loan considered to be subsidized.) for a borrower with cumulative balances having undergraduate and graduate loans. Values are E, C, N, or R.	Char.	1

<b>Pos. From</b>	<b>Pos. To</b>	<b>Added/ Modified</b>	<b>Attribute</b>	<b>Description</b>	<b>Field Format</b>	<b>Field Length</b>
259	259		Graduate Combined Loan Limit Flag	Flag indicating the condition of the Aggregate Total combined loan limit for a borrower with cumulative balances having undergraduate and graduate loans. Values are E, C, N, or R.	Char.	1
260	260		Filler	Blank attribute to maintain record length.	Char.	1
261	261		TEACH Grant Converted to Loan Flag	Indicates a TEACH grant was converted to a TEACH loan on one or more grants. Value = Y or N.	Char.	1
262	267		TEACH Loan OPB	Outstanding principal balance for TEACH unsubsidized loan type (D8). Value is amount balance or N/A if no applicable loans.	Char.	6
268	273		TEACH Loan Total	Total of Aggregate TEACH Unsubsidized loan Outstanding Principal Balance. Value is amount or N/A if no applicable loans.	Char.	6

Pos. From	Pos. To	Added/ Modified	Attribute	Description	Field Format	Field Length
274	279		Aggregate Total TEACH Grant Undergraduate Disbursement Amount	Aggregate Undergraduate/Post Baccalaureate TEACH grant disbursed amounts for the following Academic Levels: 0 = 1st year undergraduate/never attended college, 1 = 1st year undergraduate/attended college before. 2 = 2nd year undergraduate/sophomore. 3 = 3rd year undergraduate/junior. 4 = 4th year undergraduate/senior. 5 = 5th year/other undergraduate. Value is amount or N/A if no applicable grants.	Char.	6
280	286		Undergraduate % Eligibility Used	TEACH grant's awarded percent used by Undergraduate/Post Baccalaureate Academic Levels. Format 999V9999 ("V" is implied decimal and will not be included on the output), for example, 1000000 represents 100%.	Num.	7
287	292		Undergraduate Remaining Amount	The remaining eligible amount by Undergraduate/Post Baccalaureate Academic Levels. Value is amount or N/A if no applicable grants.	Char.	6



Pos. From	Pos. To	Added/ Modified	Attribute	Description	Field Format	Field Length
293	298		Aggregate Total TEACH Grant Graduate Disbursement Amount	Aggregate Graduate TEACH grant disbursed amounts for the following Academic Levels: 6 = 1st year graduate/professional. 7 = continuing graduate/professional or beyond. Value is amount or N/A if no applicable grants	Char.	6
299	305		Graduate % Eligibility Used	TEACH grant's awarded percent used by Graduate Academic Levels. Format 999V9999 ('V' is implied decimal and will not be included on the output), for example, 1000000 represents 100%.	Num.	7
306	311		Graduate Remaining Amount	The remaining eligible amount by Graduate Academic Levels. Value is amount or N/A if no applicable grants.	Char.	6
312	312		TEACH Grant Data Change Flag	Indicates change to TEACH grant information on one or more grants. Value = Y or N. Will be blank for FAH output.	Char.	1
313	313		TEACH Grant Aggregates Change Flag	Indicates changed TEACH grant Aggregate Amount information. Value = Y or N. Will be blank for FAH output.	Char.	1
314	314		TEACH Loan Aggregate Change Flag	Indicates changed TEACH loan Aggregate Amount information. Value = Y or N. Will be blank for FAH output.	Char.	1

<b>Pos. From</b>	<b>Pos. To</b>	<b>Added/ Modified</b>	<b>Attribute</b>	<b>Description</b>	<b>Field Format</b>	<b>Field Length</b>
315	320		Undergraduate Aggregate Subsidized Outstanding Principal Balance	Outstanding principal balance for undergraduate subsidized loan types (D1, D6, and subsidized SF). Includes calculated share of an undergraduate consolidation loan that is considered subsidized.  Value is amount or N/A if no applicable loans.	Char.	6
321	326		Undergraduate Aggregate Unsubsidized Outstanding Principal Balance	Outstanding principal balance for undergraduate unsubsidized loan types (D2, D5, FI, RF, non-subsidized SF, SL, and SU). Includes calculated share of an undergraduate consolidation loan that is considered unsubsidized.  Value is amount or N/A if no applicable loans.	Char.	6
327	332		Undergraduate Aggregate Combined Outstanding Principal Balance	Outstanding principal balance for undergraduate subsidized and unsubsidized loan types (D1, D2, D5, D6, FI, RF, subsidized and non-subsidized SF, SL, and SU). Includes the total amount of an undergraduate consolidation loan, excluding the calculated share that is considered to be a Perkins loan.  Value is amount or N/A if no applicable loans.	Char.	6
333	338		Undergraduate Aggregate Consolidation Loans, Unallocated Outstanding Principal Balance	Outstanding principal balance for undergraduate consolidation loan amount determined to be unallocated.  Value is amount or N/A if no applicable loans.	Char.	6

Pos. From	Pos. To	Added/ Modified	Attribute	Description	Field Format	Field Length
339	344		Undergraduate Aggregate Subsidized Pending Disbursement	Pending disbursements for undergraduate subsidized loan types (D1 and subsidized SF). Value is amount or N/A if no applicable loans.	Char.	6
345	350		Undergraduate Aggregate Unsubsidized Pending Disbursement	Pending disbursements for undergraduate unsubsidized loan types (D2 and SU). Value is amount or N/A if no applicable loans.	Char.	6
351	356		Undergraduate Aggregate Combined Pending Disbursement	Pending disbursements for undergraduate subsidized and unsubsidized loan types (D1, D2, SF, and SU). Value is amount or N/A if no applicable loans.	Char.	6
357	362		Undergraduate Aggregate Subsidized Total	Total of Undergraduate Aggregate Subsidized Outstanding Principal Balance and Undergraduate Aggregate Subsidized Pending Disbursements. Value is amount or N/A if no applicable loans.	Char.	6
363	368		Undergraduate Aggregate Unsubsidized Total	Total of Undergraduate Aggregate Unsubsidized Outstanding Principal Balance and Undergraduate Aggregate Unsubsidized Pending Disbursements. Value is amount or N/A if no applicable loans.	Char.	6
369	374		Undergraduate Aggregate Combined Total	Total of Undergraduate Aggregate Combined Outstanding Principal Balance and Undergraduate Aggregate Combined Pending Disbursements. Value is amount or N/A if no applicable loans.	Char.	6

Pos. From	Pos. To	Added/ Modified	Attribute	Description	Field Format	Field Length
375	380		Undergraduate Aggregate Consolidation Loans, Unallocated Total	Undergraduate Aggregate Total for consolidation loan amount determined to be unallocated.  Value is amount or N/A if no unallocated balance.	Char.	6
381	384		Undergraduate Award Year	Award year used in the student's undergraduate loan limits determination.	Char.	4
385	385		Undergraduate Dependency Indicator	Indicator of the dependency used in the student's undergraduate loan limits determination.  Valid values: D = Dependent I = Independent Blank	Char.	1
386	391		Graduate Aggregate Subsidized Outstanding Principal Balance	Outstanding principal balance for graduate subsidized loan types (D1, D6, and subsidized SF). Includes calculated share of a graduate consolidation loan that is considered subsidized.  Value is amount or N/A if no applicable loans.	Char.	6
392	397		Graduate Aggregate Unsubsidized Outstanding Principal Balance	Outstanding principal balance for graduate unsubsidized loan types (D2, D5, FI, RF, non-subsidized SF, SL, and SU). Includes calculated share of a graduate consolidation loan that is considered unsubsidized.  Value is amount or N/A if no applicable loans.	Char.	6

Pos. From	Pos. To	Added/ Modified	Attribute	Description	Field Format	Field Length
398	403		Graduate Aggregate Combined Outstanding Principal Balance	Outstanding principal balance for graduate subsidized and unsubsidized loan types (D1, D2, D5, D6, FI, RF, subsidized and non-subsidized SF, SL, and SU). Includes the total amount of a graduate consolidation loan, excluding the calculated share that is considered to be a Perkins loan.  Value is amount or N/A if no applicable loans.	Char.	6
404	409		Graduate Aggregate Consolidation Loans, Unallocated Outstanding Principal Balance	Outstanding principal balance for graduate consolidation loan amount determined to be unallocated.  Value is amount or N/A if no applicable loans.	Char.	6
410	415		Graduate Aggregate Subsidized Pending Disbursement	Pending disbursements for graduate subsidized loan types (D1 and subsidized SF).  Value is amount or N/A if no applicable loans.	Char.	6
416	421		Graduate Aggregate Unsubsidized Pending Disbursement	Pending disbursements for graduate unsubsidized loan types (D2 and SU).  Value is amount or N/A if no applicable loans.	Char.	6
422	427		Graduate Aggregate Combined Pending Disbursement	Pending disbursements for graduate subsidized and unsubsidized loan types (D1, D2, SF, and SU).  Value is amount or N/A if no applicable loans.	Char.	6

Pos. From	Pos. To	Added/ Modified	Attribute	Description	Field Format	Field Length
428	433		Graduate Aggregate Subsidized Total	Total of Graduate Aggregate Subsidized Outstanding Principal Balance and Graduate Aggregate Subsidized Pending Disbursements.  Value is amount or N/A if no applicable loans.	Char.	6
434	439		Graduate Aggregate Unsubsidized Total	Total of Graduate Aggregate Unsubsidized Outstanding Principal Balance and Graduate Aggregate Unsubsidized Pending Disbursements.  Value is amount or N/A if no applicable loans.	Char.	6
440	445		Graduate Aggregate Combined Total	Total of Graduate Aggregate Combined Outstanding Principal Balance and Graduate Aggregate Combined Pending Disbursements.  Value is amount or N/A if no applicable loans.	Char.	6
446	451		Graduate Aggregate Consolidation Loans, Unallocated Total	Graduate Aggregate Total for consolidation loan amount determined to be unallocated.  Value is amount or N/A if no unallocated balance.	Char.	6
452	455		Graduate Award Year	Award year used in the student's graduate loan limits determination.	Char.	4
456	456		Graduate Dependency Indicator	Indicator of the dependency used in the student's graduate loan limits determination.  Valid values: D = Dependent I = Independent Blank	Char.	1

Pos. From	Pos. To	Added/ Modified	Attribute	Description	Field Format	Field Length
457	463		Lifetime Eligibility Used (LEU)	<p>The Lifetime Eligibility Used (LEU) for Pell grants expressed as a decimal</p> <p>Format is 99v99999 ('V' is implied decimal and will not be included on the output). Example: 12.34567 is 1234.567 %. 01.00000 is 0100.000%.</p> <p>For ACG, SMART and TEACH grants value is 0000000 (zeroes); not applicable.</p>	Num.	7
464	464		Unusual Enrollment History Indicator	<p>Indicates a student's Pell Grant awarding activity pattern that looks suspicious.</p> <p>Valid values:</p> <p>2 = Possible enrollment history problem</p> <p>3 = Questionable enrollment history</p> <p>N = No problem</p>	Char.	1
465	465		LEU Limit Indicator	<p>Indicates the limit reached for the Pell Grant Lifetime Eligibility Used.</p> <p>Valid values:</p> <p>E = Limit met or exceeded</p> <p>C = Close to limit</p> <p>H = High % warning</p> <p>N = No problem</p>	Char.	1
466	466		SULA Flag	<p>Subsidized Usage Limit Applies (SULA) indicator on loan.</p> <p>Y = The borrower is subject to the 150% Direct Subsidized Loan Limit provision.</p> <p>N = The borrower is not subject to the 150% Direct Subsidized Loan Limit provision.</p>	Char.	1

Pos. From	Pos. To	Added/ Modified	Attribute	Description	Field Format	Field Length
467	472		Subsidized Usage Period	Indicates the total time during which the student has received Direct Subsidized Loans as reported to NSLDS by COD. This field contains numeric six-digit values, 000v000 to 999v999, where "v" is an implied decimal and is excluded from the output.	Num.	6
473	500		Filler	Spaces.	Char.	28

### 3.3 TSM/FAH Detail Batch Record Layout – Type 2: Name History Record

Name History Records will be included only if the student has a different name(s) in history than is currently shown on NSLDS. If there is more than one name in history, there will be separate records for each. Each student record includes the following fields and those listed in the table below. Fields for which no definition is provided were determined to be self-explanatory.

- **First Name History**—Other first name in NSLDS database previously associated with the Current SSN.
- **Middle Initial History**—Other middle initial in NSLDS database previously associated with the Current SSN.
- **Last Name History**—Other last name in NSLDS database previously associated with the Current SSN.

*TSM Alert/ FAH Detail Record Type 2—Name History Record Layout* *Length = 500*

Pos. From	Pos. To	Added/ Modified	Attribute	Description	Field Format	Field Length
1	1		Record Type Indicator	Indicator used to identify the Name History record. Value = 2.	Char.	1
2	10		Current SSN	Current SSN from NSLDS of the student for whom the FAH or Alert is being generated.	Char.	9



Pos. From	Pos. To	Added/ Modified	Attribute	Description	Field Format	Field Length
11	22		Current First Name	Current first name from NSLDS of the student for whom the FAH or Alert is being generated. Value = NFN if student has no first name.	Char.	12
23	57		Current Last Name	Current last name from NSLDS of the student for whom the FAH or Alert is being generated. Value = NLN if student has no last name.	Char.	35
58	65		Current Date of Birth	Date of Birth from NSLDS of the student for whom the FAH or Alert is being generated. Format is CCYYMMDD.	Date	8
66	73		School Code	An 8-digit OPEID code used to identify the school and branch. Last 2 digits equal 00 if no branch code.	Char.	8
74	85		First Name History	Other first name used by the student for whom the FAH or Alert is provided. Value = NFN if student has no first name.	Char.	12
86	86		Middle Initial History	Other middle initial used by the student for whom the FAH or Alert is provided, if available.	Char.	1
87	121		Last Name History	Other last name used by the student for whom the FAH or Alert is provided. Value = NLN if student has no last name.	Char.	35
122	500		Filler	Spaces.	Char.	379

### 3.4 TSM/FAH Detail Batch Record Layout – Type 3: Overpayment Record

Overpayment Record(s) will only be included if the student has an active overpayment. If there is more than one overpayment, a record will be provided for each. Overpayments that have been repaid are not included. Each student record includes the following fields and those listed in the table below. Fields for which no definition is provided were determined to be self-explanatory.

- **Overpayment Type**— A 2-character code that identifies the type of overpayment(s) reported for the student.
  - PE = Pell grant
  - SE = Federal Supplemental Educational Opportunity Grant
  - PK = Perkins loan (loan types DU, EU, NU, or PU)
  - AG = Academic Competitive Grant (ACG)
  - SG = National Science and Mathematics Access to Retain Talent (SMART) grant
  - TG = Teacher Education Assistance for College and Higher Education (TEACH) grant
  - IA = Iraq/Afghanistan Service Grant
- **Overpayment Indicator**— A 1-character code that identifies the status of the overpayment. None of these prompts an Alert to be generated.
  - F = An active fraud overpayment exists for the student.
  - Y = Yes, an active overpayment exists.
  - S = Yes, the student has an overpayment, but has made satisfactory arrangements for repayment.
- **Award Year**—The award year for which the overpayment was disbursed.
- **Contact**—The contact for grant overpayments. This code will either be the code for the contact, if only one exists, or Y if there is more than one overpayment listed when multiple overpayments exist for the same overpayment type for the same award year.

*TSM Alert/FAH Detail Record Type 3—Overpayment Record Layout**Length = 500*

<b>Pos. From</b>	<b>Pos. To</b>	<b>Added/ Modified</b>	<b>Attribute</b>	<b>Description</b>	<b>Field Format</b>	<b>Field Length</b>
1	1		Record Type Indicator	Indicator used to identify the Overpayment Record. Value = 3.	Char.	1
2	10		Current SSN	Current SSN from NSLDS of the student for whom the FAH or Alert is being generated.	Char.	9
11	22		Current First Name	Current first name from NSLDS of the student for whom the FAH or Alert is being generated. Value = NFN if student has no first name.	Char.	12
23	57		Current Last Name	Current last name from NSLDS of the student for whom the FAH or Alert is being generated. Value = NLN if student has no last name.	Char.	35
58	65		Current Date of Birth	Date of Birth from NSLDS of the student for whom the FAH or Alert is being generated. Format is CCYYMMDD.	Date	8
66	73		School Code	The 8-digit ED OPE Code used to identify the school and branch. Last 2 digits equal 00 if no branch code.	Char.	8

Pos. From	Pos. To	Added/ Modified	Attribute	Description	Field Format	Field Length
74	75		Overpayment Type	A 2-character code that identifies the type of overpayment(s) reported for the student. PE = Pell grant SE = Federal Supplemental Educational Opportunity Grant PK = Perkins loan (loan types DU, EU, NU, or PU). AG = Academic Competitive Grant (ACG) SG = National Science and Mathematics Access to Retain Talent (SMART) grant TG = Teacher Education Assistance for College and Higher Education (TEACH) grants IA = Iraq/Afghanistan Service Grant	Char.	2
76	76		Overpayment Indicator	One-character code that identifies the status of the overpayment. F = Indicates fraud designated through an overpayment. Y = Yes, an active overpayment exists S = Yes, the student has an overpayment, but has made satisfactory arrangements for repayment.	Char.	1
77	80		Award Year	Award Year on which the overpayment was disbursed.	Char.	4
81	88		Contact	Contact for grant overpayment. Value is contact code when one overpayment, or Y when more than one overpayment.	Char.	8
89	500		Filler	Spaces.	Char.	412

### 3.5 TSM/FAH Detail Batch Record Layout – Type 4: Grant Payment Record

Grant Record(s) will only be included if the student has a Pell, Academic Competitive Grant (ACG) and National Science, Mathematics Access to Retain Talent (SMART) or Teacher Education Assistance for College and Higher Education (TEACH) grant. If there is more than one grant, a record will be provided for each. Fields are applicable to all grant types unless stated otherwise in the attribute description. Each student record includes the following fields and those listed in the table below. Fields for which no definition is provided were determined to be self-explanatory.

- **Scheduled Amount**—The amount of the Pell, ACG and SMART grant scheduled award amount to be disbursed. A change in this amount **will** cause an Alert to be generated. For TEACH grant the amount is \$4,000 and will not cause an Alert to be generated.
- **Disbursed Amount**—The grant amount already disbursed to the student. A change in this amount **will** cause an Alert to be generated.
- **Percent of Eligibility Used**—Percentage of a Pell, ACG and SMART award already disbursed to the student.
- **Grant Change Flag**—Indicates something was reported on this detail record that might affect eligibility. This **will** cause an Alert to be generated. There will be spaces on FAH records.
- **Grant Type**—A 2-character code that identifies the type of grant reported for the student.
  - PE = Pell grant
  - AG = Academic Competitive Grant (ACG)
  - SG = National Science and Mathematics Access to Retain Talent (SMART) grant
  - TG = Teacher Education Assistance for College and Higher Education (TEACH) grants
- **Award ID**—Common Origination and Disbursement (COD) provided Award ID which identifies an ACG, SMART or TEACH grant. It consists of:
  - SSN (9 Characters)
  - Award Type (1 Character: A= ACG, T= SMART, H= TEACH)
  - Award Year (2 Characters)
  - Pell School ID (6 Characters)

- Award Sequence Number (3 Characters)
- **Total Percent Eligibility Used by Academic Year Level**—Total percentage of the student's eligibility used for ACG and SMART grants at each applicable academic level across all award years and schools.
- **TEACH grant converted to loan flag**—Indicates the TEACH grant has been converted to a Direct Unsubsidized (TEACH) Loan (D8- Loan Type Code).
- **TEACH grant conversion date**—The date the TEACH grant was converted to Direct Unsubsidized Loan (D8).
- **Additional Eligibility Indicator (AEI)**—Indicates the student's eligibility for two Pell grants in an award year.
- **Post 911 Deceased Veteran Dependent Indicator**—Indicates the student was a dependent of a post 9/11 deceased veteran.
- **First Time Pell Indicator**—Indicates that Pell award is the student's first actual Pell disbursement.

*TSM Alert/FAH Detail Record Type 4—Grant Payment Record Layout**Length = 500*

Pos. From	Pos. To	Added/Modified	Attribute	Description	Field Format	Field Length
1	1		Record Type Indicator	Indicator used to identify the Grant Payment Record. Value = 4.	Char.	1
2	10		Current SSN	Current SSN from NSLDS of the student for whom the FAH or Alert is being generated.	Char.	9
11	22		Current First Name	Current first name from NSLDS of the student for whom the FAH or Alert is being generated. Value = NFN if student has no first name.	Char.	12
23	57		Current Last Name	Current last name from NSLDS of the student for whom the FAH or Alert is being generated. Value = NLN if student has no last name.	Char.	35

Pos. From	Pos. To	Added/ Modified	Attribute	Description	Field Format	Field Length
58	65		Current Date of Birth	Date of Birth from NSLDS of the student for whom the FAH or Alert is being generated. Format is CCYYMMDD.	Date	8
66	73		School Code	The 8-digit OPEID code used to identify the school and branch. Last 2 digits equal 00 if no branch code.	Char.	8
74	79		Scheduled Amount	Scheduled amount of the Federal Pell grant. TEACH grant scheduled award is \$4,000.	Num.	6
80	85		Disbursed Amount	The amount of the Federal grant the school has disbursed to the student.	Num.	6
86	91		Filler	Spaces.	Char.	6
92	95		Award Year	The Award Year for the grant program, beginning July 1 and ending June 30 of following year.	Char.	4
96	100		Filler	Spaces.	Char.	5
101	102		Transaction Number	Transaction number on the SAR or ISIR for the payment accepted by the school.	Char.	2
103	110		Latest Disbursement Date	Date school made the latest disbursement. Format is CCYYMMDD. Value is date or N/A.	Char.	8
111	113		Accepted Verification Status	Accepted verification status. Value is status or 'N/A'. For ACG, SMART and TEACH grants, value is "N/A"; not applicable.	Char.	3

Pos. From	Pos. To	Added/ Modified	Attribute	Description	Field Format	Field Length
114	119		Expected Family Contribution	Index produced by the Congressional Methodology (CM) needs analysis assessment. For ACG, SMART and TEACH grants value is 000000 (zeroes); not applicable.	Num.	6
120	125		Award Amount	Accepted origination amount.	Num.	6
126	133		School Code	An 8-digit OPEID code used to identify the school attended by the student with the grant. Last 2 digits equal 00 if no branch code.	Char.	8
134	134		Grant Change Flag	Indicates change to this grant record. Value = Y or N. Will be blank for FAH.	Char.	1
135	142		Posted by COD	Date disbursement was posted to the COD system. Format is CCYYMMDD. Value is date or "N/A"	Char.	8
143	149		Percent of Eligibility Used	Pell's percent of scheduled award used by award year. ACG and SMART's percent eligibility used by scheduled award. Format 999V9999 ('V' is implied decimal and will not be included on the output), for example, 1000000 represents 100%. For TEACH grants value is 0000000 (zeroes); not applicable.	Num.	7



Pos. From	Pos. To	Added/ Modified	Attribute	Description	Field Format	Field Length
150	151		Grant Type	Indicates a 2-character code that identifies the grant type reported for the student.  Values include: PE = Pell grant AG = ACG SG = SMART grant TG = TEACH grant	Char.	2
152	153		Eligibility Payment Code	Indicates the eligibility payment code for ACG.  For Pell, SMART and TEACH grants, value is "NA"; not applicable.	Char.	2
154	159		High School Program Code	Indicates the high school program code for ACG.  For Pell, SMART and TEACH grants, value is "N/A"; not applicable.	Char.	6
160	160		Academic Year Level	Indicates the student's grade level for ACG, SMART and TEACH grants.  For Pell grants the value is "N"; not applicable.	Char.	1
161	181		Award ID	Indicates the Award ID, provided by COD, which identifies an ACG, SMART or TEACH grant.  Consists of:  SSN (9 char.), Award Type (1 char.: ACG = A, National SMART = T, TEACH = H), Award Year (2 char.), Pell School ID (6 char.) Award Sequence Number (3 char.).  For Pell grants the value is "N/A"; not applicable.	Char.	21

Pos. From	Pos. To	Added/ Modified	Attribute	Description	Field Format	Field Length
182	188		CIP Code	Indicates a student's major course of study; the Classification of Instructional Programs (CIP) designated code for SMART grants. For Pell, ACG and TEACH grants the value is "N/A"; not applicable.	Char.	7
189	192		Filler	Spaces.	Char.	4
193	195		Grant Sequence Number	The grant identifying sequence number.	Char.	3
196	202		Total Percent Eligibility Used by Academic Year Level	The total percent of eligibility used for ACG and SMART grants. Format 999V9999 ('V' is implied decimal and will not be included on the output), for example, 1000000 represents 100%. For Pell and TEACH grants value is 0000000 (zeroes); not applicable.	Num.	7
203	203		Filler	Space.	Char.	1
204	204		TEACH grant converted to loan flag	Indicates TEACH grant was converted to a loan. Value = Y or N.	Char.	1
205	212		TEACH grant conversion date	Date the TEACH grant was converted to a loan. Format is CCYYMMDD. Value is date or "N/A"	Char.	8
213	213		Additional Eligibility Indicator (AEI)	Indicator of the student's eligibility for two Pell grants in an award year. Value = Y, N or blank. N for grants other than Pell.	Char.	1

Pos. From	Pos. To	Added/Modified	Attribute	Description	Field Format	Field Length
214	214		Post 911 Deceased Veteran Dependent Indicator	Indicator for a Post 9/11 Deceased Veteran Dependent. Value = Y or N. The value will be available only on extract requests. Note: The value will be available only on extract requests.	Char.	1
215	215		First Time Pell Indicator	Indicator that Pell award is the student's first actual Pell disbursement. Value = Y or N. N for grants other than Pell. The value will be available only on extract requests. Note: The value will be available only on extract requests.	Char.	1
216	500		Filler	Spaces.	Char.	285

### 3.6 TSM/FAH Detail Batch Record Layout – Type 5: Loan Detail Record

Loan Record(s) will only be included if the student has one or more loans. If there is more than one loan, a record will be provided for each. Each student record includes the following fields and those listed in the table below. Fields for which no definition is provided were determined to be self-explanatory.

- **Loan Type Code**—A 2-character code that identifies the type of loan awarded.
- **Current Loan Status Code**—A 2-character code used to identify the current status of the loan.
- **Current Loan Status Date**—Date the loan first went into the current status with no interruptions, **not** the date the loan status was reported to NSLDS.
- **Outstanding Principal Balance (OPB)**—Amount currently owed on the loan. This may include capitalized interest. Changes in this field **will** cause an Alert to be generated.
- **Outstanding Principal Balance Date**—Date the OPB was last updated with NSLDS.
- **Net Loan Amount**—Changes in this field **will** cause an Alert to be generated.

- **Additional Unsubsidized Loan Flag**—Indicates that an Additional Unsubsidized Loan has been awarded. The code indicates the reason for the Additional award.
- **Capitalized Interest Flag**—Indicates that there is Capitalized Interest on this record.
- **Loan Change Flag**—Indicates that loan information has changed. Changes causing the flag to be set will **not** include a loan going into or out of default. Such changes will be covered by the postscreening process. Changes in this field **will** cause an Alert to be generated. This field will be blank for FAH records.
- **Calculated Subsidized Aggregate Outstanding Principal Balance**—Amount included in Subsidized Aggregate calculation.
- **Calculated Unsubsidized Aggregate Outstanding Principal Balance**—Amount included in Unsubsidized Aggregate calculation.
- **Calculated Combined Aggregate Outstanding Principal Balance**—Amount included in Combined Aggregate calculation.
- **Consolidation Unallocated Aggregate Outstanding Principal Balance**—Amount that could not be determined to be a subsidized, unsubsidized, Perkins or PLUS loan.
- **Data Provider Loan ID/Award ID**—For FFEL and Perkins loans, Data Provider Loan ID used by data provider (Guaranty Agency or Debt Management Collection Service for FFEL or Perkins held loans) for internal loan identification. For Direct Loans and FFEL loans purchased by ED, Award ID used by Federal Loan Servicers (including the Direct Loan Servicing System) data providers for loan identification. For TEACH loans, Award ID originated by COD for the TEACH grant, which is retained when converted to a TEACH loan.
- **Confirmed Loan Subsidy Status (formerly Last Confirmed SULA Status)**—A field that indicates the current status of a SULA eligible loan's subsidy as reported by the servicer.
  - L = Lost Subsidy
  - R = Reinstated Subsidy
  - N = Not Applicable

The following new updates, available beginning January 2015, provide information on expanded fields:

- **Subsidy Status Date**—Date the subsidy status went into effect as reported to NSLDS. Format is CCYYMMDD. Value is date or N/A if date is not available.

- **Academic Year Begin Date**—The date when the student's academic year begins (or has begun) for the period covered by the loan. Format is CCYYMMDD. Value is date or N/A if date is not available.
- **Academic Year End Date**—The date when the student's academic year ended (or will end) for the period covered by the loan. Format is CCYYMMDD or N/A if date is not available.

*TSM Alert/FAH Detail Record Type 5—Loan Detail Record Layout**Length = 500*

Pos. From	Pos. To	Added/Modified	Attribute	Description	Field Format	Field Length
1	1		Record Type Indicator	Indicator used to identify the Detail Record. Value = 5.	Char.	1
2	10		Current SSN	Current SSN from NSLDS of the student for whom the FAH or Alert is being generated.	Char.	9
11	22		Current First Name	Current first name from NSLDS of the student for whom the FAH or Alert is being generated. Value = NFN if student has no first name.	Char.	12
23	57		Current Last Name	Current last name from NSLDS of the student for whom the FAH or Alert is being generated. Value = NLN if student has no last name.	Char.	35
58	65		Current Date of Birth	Date of Birth from NSLDS of the student for whom the FAH or Alert is being generated. Format is CCYYMMDD.	Date	8
66	73		School Code	An 8-digit OPEID code used to identify the school. Last two digits equal 00 if no branch code.	Char.	8
74	75		Loan Type Code	Code indicating the type of loan.	Char.	2

Pos. From	Pos. To	Added/ Modified	Attribute	Description	Field Format	Field Length
76	77		Current Loan Status Code	Code used to identify the current status of a student's loan.	Char.	2
78	85		Current Loan Status Date	Date the current loan status code became effective. Format is CCYYMMDD.	Date	8
86	91		Outstanding Principal Balance	Amount of outstanding principal balance. Value is balance or N/A.	Char.	6
92	99		Outstanding Principal Balance Date	Date the outstanding principal balance was last updated. Format is CCYYMMDD. Value is date or N/A if date is not available.	Char.	8
100	107		Loan Period Begin Date	Date the enrollment period begins for this loan. Format is CCYYMMDD. Value is date or N/A if date is not available.	Char.	8
108	115		Loan Period End Date	Date the enrollment period ends for this loan. Format is CCYYMMDD. Value is date or N/A if date is not available.	Char.	8
116	118		Current GA Code	Current Guaranty Agency code or N/A if not applicable.	Char.	3
119	119		Academic Level	Student's academic level at the school when the loan was disbursed. Values are: 1 = Freshman/First Year (including proprietary institution programs that are less than 1 year in duration) 2 = Sophomore/Second Year 3 = Junior/Third Year 4 = Senior/Fourth Year	Char.	1

Pos. From	Pos. To	Added/ Modified	Attribute	Description	Field Format	Field Length
				5 = Fifth/Other Undergraduate (may include sixth year undergraduate and continuing education students) A = First Year Graduate/Professional B = Second Year Graduate/Professional C = Third Year Graduate/Professional D = Beyond Third Year Graduate/Professional G = Graduate/Professional, year of study unknown N = Not available (to be used only if the date of the first disbursement is prior to July 23, 1992, and data provider does not have required attribute)		
120	122		Contact Type	Contact Type code. Values are: EDR = ED Region LEN = Lender SCH = School GA = Guaranty Agency DLS = Direct Loan Servicer LNS = Lender Servicer DDP = Disability Data Provider RDS = U.S. Department of Education N/A = Not Applicable	Char.	3
123	128		Net Loan Amount	Amount of loan/guaranty minus total amount of cancellations and refunds.	Num.	6

Pos. From	Pos. To	Added/Modified	Attribute	Description	Field Format	Field Length
129	136		Contact	Code indicating the agency to be contacted for this loan. Value is N/A if contact is not available.	Char.	8
137	144		School Code	An 8-digit OPEID code used to identify the school attended by the student when the loan was originated. Last 2 digits equal 00 if no branch code.	Char.	8
145	145		Additional Unsubsidized Loan Flag	Additional Unsubsidized Loan flag. Values are: P = PLUS Denial H = Health Loan Program B = Both N= Neither	Char.	1
146	146		Capitalized Interest Flag	Capitalized Interest flag. Value = Y or N.	Char.	1
147	154		Last Disbursement Date	Date latest loan disbursement was made. Format CCYYMMDD. Value = date or N/A.	Char.	8
155	160		Total Disbursement Amount	Cumulative amount disbursed. Value = amount or N/A.	Char.	6
161	166		Lender Code	Current Lender code or N/A if not applicable.	Char.	6
167	172		Lender Servicer Code	Current Lender Servicer code or N/A if not applicable.	Char.	6
173	173		Loan Change Flag	Indicates change to this loan record. There will be a space for FAH records. Value = Y or N.	Char.	1
174	179		Calculated Subsidized Aggregate OPB	Amount included in Subsidized Aggregate calculation. Value = amount or 000000.	Char.	6



<b>Pos. From</b>	<b>Pos. To</b>	<b>Added/ Modified</b>	<b>Attribute</b>	<b>Description</b>	<b>Field Format</b>	<b>Field Length</b>
180	185		Calculated Unsubsidized Aggregate OPB	Amount included in Unsubsidized Aggregate calculation. Value = amount or 000000.	Char.	6
186	191		Calculated Combined Aggregate OPB	Amount included in Combined Aggregate calculation. Value = amount or 000000.	Char.	6
192	197		Consolidation Unallocated Aggregate OPB	Amount that could not be determined to be subsidized, unsubsidized or Perkins. Value = amount or 000000.	Char.	6
198	203		Last Disbursement Amount	Amount of last disbursement Value = amount or N/A	Char.	6

Pos. From	Pos. To	Added/Modified	Attribute	Description	Field Format	Field Length
204	206		Perkins Cancellation Type Code	Loan cancellation reasons. Values are: DT = Defense Teacher FF = Firefighter LB = Librarian PB = Perkins Bankruptcy PD = Perkins Death PE = Perkins Early Intervention PI = Perkins Disability PL = Perkins Law Enforcement PM = Perkins Military Service PN = Perkins Nurse/Medical Technician PS = Perkins Subject Matter Area PT = Perkins Teacher Service PV = Perkins Volunteer Service SP = Speech Language Pathologist TB = Tribal College or University N/A = Not Applicable	Char.	3
207	212		Loan Amount	Guaranteed/approved loan amount. Value is amount or N/A.	Char.	6
213	220		Loan Date	Date of loan guarantee/approval. Format CCYYMMDD. Value = date or N/A.	Char.	8

Pos. From	Pos. To	Added/ Modified	Attribute	Description	Field Format	Field Length
221	241		Data Provider Loan ID/Award ID	For FFEL and Perkins loans, Data Provider Loan ID used by data provider (Guaranty Agency or Debt Management Collection Service for FFEL or Perkins held loans) for internal loan identification. For Direct Loans and FFEL loans purchased by ED, Award ID used by Federal Loan Servicers (including the Direct Loan Servicing System) data providers for loan identification. For TEACH loans, Award ID originated by COD for the TEACH grant, which is retained when converted to a TEACH loan.	Char.	21
242	242		Confirmed Loan Subsidy Status	Indicates the current status of a SULA eligible loan's subsidy as reported by the servicer.  L = Lost Subsidy R = Reinstated Subsidy N = Not Applicable	Char.	1
243	250	<i>New field for 2015-2016</i>	Subsidy Status Date	Date the subsidy status went into effect as reported to NSLDS. Format is CCYMMDD. Value is date or N/A if date is not available.	Char.	8
251	258	<i>New field for 2015-2016</i>	Academic Year Begin Date	The date when the student's academic year begins (or has begun) for the period covered by the loan. Format is CCYMMDD. Value is date or N/A if date is not available.	Char.	8

Pos. From	Pos. To	Added/Modified	Attribute	Description	Field Format	Field Length
259	266	<i>New field for 2015-2016</i>	Academic Year End Date	The date when the student's academic year ended (or will end) for the period covered by the loan. Format is CCYYMMDD. Value is date or N/A if date is not available.	Char.	8
267	500	<i>Modified field for 2015-2016</i>	Filler	Spaces.	Char.	234

### 3.7 TSM/FAH Trailer Batch Record Layout

The last record in the file will be a Trailer record, which will be populated as described in the following table. Fields for which no definition is provided were determined to be self-explanatory.

*TSM Alert/FAH Trailer Record Layout*

Length = 500

Pos. From	Pos. To	Added/Modified	Attribute	Description	Field Format	Field Length
1	1		Record Type Indicator	Indicator used to identify the trailer record. Value = 9.	Char.	1
2	47		Trailer Title	Title used to identify the trailer record. Value = TSM ALERT TRAILER or FAH TRAILER.	Char.	46
48	56		Record Count	Total count of detail records on this file (excluding header and trailer).	Num.	9
57	500		Filler	Spaces.	Char.	444

## **4.0 Transfer Student Monitoring Alert and Financial Aid History Batch Report Layout**

The following figures display the batch results in the report format. Schools may have to adjust their print settings to print the report.

## NSLDS TSM &amp; FAH Batch File Layouts

PRIVACY ACT OF 1974 (AS AMENDED)																
Report ID: PSE001 Page No. : ZZ,ZZ9										U.S. DEPARTMENT OF EDUCATION NATIONAL STUDENT LOAN DATA SYSTEM (NSLDS) Transfer Student Monitoring/Financial Aid History Report					DATE: MM-DD-CCYY TIME: HH:MM:SS	
Report Parameters: Requesting Sch/Br Code: XXXXXXXX Sort Sequence: School/Branch Code, SSN																
Name: XX																
City: XXXXXXXXXXXXXXXXXXXX State: XX																
LAST: XXXXXXXXXXXXXXXXXXXXXXXXXXXXXXXX FIRST: XXXXXXXXXXXXXXXX DOB: MM-DD-CCYY SSN: XXXXXXXXXX																
Enrollment Begin Date: MM-DD-YYYY																
----- Name History -----																
LAST FIRST M																
-----																
XXX XXXXXXXXXXXXXXX X																
XXX XXXXXXXXXXXXXXX X																
XXX XXXXXXXXXXXXXXX X																
XXX XXXXXXXXXXXXXXX X																
XXX XXXXXXXXXXXXXXX X																
Overpayment: Award Yr: Contact: Fraud: X Discharged: X Defaulted Loans: X Loan Sat. Repayment: X Active Bankruptcy: X																
Pell: X XXXX XXXXXXXX																
FSEOG: X XXXX XXXXXXXX Aggregate Change: X Loan Change: X Pell Change: X ACG Change: X SMART Change: X																
Perkins: X XXXX XXXXXXXX DL Stafford MPN: X DL Plus MPN: X DL Grad PLUS MPN: X																
ACG: X XXXX XXXXXXXX Undergrad Sub. Limit: X Undergrad Comb. Limit: X Grad Sub. Limit: X Grad Comb. Limit: X																
SMART: X XXXX XXXXXXXX TEACH Grt Change: X TEACH Grt Aggr. Change: X TEACH Grant to Loan Flag: X																
TEACH: X XXXX XXXXXXXX TEACH Loan Aggregate Change: X SULA Flag: X Sub. Usage Period: 999.999																
Iraq/Afgh: X XXXX XXXXXXXX																
Aggregate Amount for FFELP/Direct Loans																
Grouped by Academic Levels:																
Aggregate Balance:																
Pending Disbursements:																
Total:																
Undergraduate																
Subsidized Loans: \$ZZZ,ZZ9 Award Year: CCYY Dep Ind: X																
Unsubsidized Loans: \$ZZZ,ZZ9 \$ZZZ,ZZ9 \$ZZZ,ZZ9																
Combined Loans: \$ZZZ,ZZ9 \$ZZZ,ZZ9 \$ZZZ,ZZ9																
Consolidation Loans, Unallocated: \$ZZZ,ZZ9 \$ZZZ,ZZ9 \$ZZZ,ZZ9																
Graduate																
Subsidized Loans: \$ZZZ,ZZ9 Award Year: CCYY Dep Ind: X																
Unsubsidized Loans: \$ZZZ,ZZ9 \$ZZZ,ZZ9 \$ZZZ,ZZ9																
Combined Loans: \$ZZZ,ZZ9 \$ZZZ,ZZ9 \$ZZZ,ZZ9																
Consolidation Loans, Unallocated: \$ZZZ,ZZ9 \$ZZZ,ZZ9 \$ZZZ,ZZ9																
Totals																
Subsidized Loans: \$ZZZ,ZZ9 \$ZZZ,ZZ9 \$ZZZ,ZZ9																
Unsubsidized Loans: \$ZZZ,ZZ9 \$ZZZ,ZZ9 \$ZZZ,ZZ9																
Combined Loans: \$ZZZ,ZZ9 \$ZZZ,ZZ9 \$ZZZ,ZZ9																
Consolidation Loans, Unallocated: \$ZZZ,ZZ9 \$ZZZ,ZZ9 \$ZZZ,ZZ9																
Other																
Graduate PLUS Loans: \$ZZZ,ZZ9 \$ZZZ,ZZ9																
PLUS Loans: \$ZZZ,ZZ9 \$ZZZ,ZZ9																
Direct Unsubsidized Loans (TEACH): \$ZZZ,ZZ9 \$ZZZ,ZZ9																
Perkins Loans:																
Outstanding Principal Bal: \$ZZZ,ZZ9 Current Year Loan Amount: \$ZZZ,ZZ9																
Pell Grant																
Lifetime Eligibility Used %: ZZZ9.999 LEU Limit Ind: X Unusual Enrollment History Ind: X																
Aggregate Amounts for																
TEACH Grant:																
Total Disbursed: \$ZZZ,ZZ9 % Eligibility Used: ZZZ9.9999 Elig. Amount Remaining: \$ZZZ,ZZ9																
Undergraduate/Post Baccalaureate: \$ZZZ,ZZ9 ZZZ9.9999 \$ZZZ,ZZ9																
Graduate: \$ZZZ,ZZ9 ZZZ9.9999 \$ZZZ,ZZ9																
ACG																
Awrd Attend Tr Sched Award Disb Latest % Elig Total % Posted by Award ID Acad Sch HS Pgm																
Data Year Sch Code # Amt \$ Amt \$ Amt \$ Used Elig Used COD Lvl Rsn																
XXXX XXXXXXXX XX ZZZ,ZZ9 ZZZ,ZZ9 ZZZ,ZZ9 MM-DD-CCYY ZZZ9.9999 ZZZ9.9999 MM-DD-CCYY XXXXXXXXXXXXXXXXXXXXXXXX X XX XXXXXX																
# XXXX XXXXXXXX XX ZZZ,ZZ9 ZZZ,ZZ9 ZZZ,ZZ9 MM-DD-CCYY ZZZ9.9999 ZZZ9.9999 MM-DD-CCYY XXXXXXXXXXXXXXXXXXXXXXXX X XX XXXXXX																
XXXX XXXXXXXX XX ZZZ,ZZ9 ZZZ,ZZ9 ZZZ,ZZ9 MM-DD-CCYY ZZZ9.9999 ZZZ9.9999 MM-DD-CCYY XXXXXXXXXXXXXXXXXXXXXXXX X XX XXXXXX																
Pell																
Awrd Attend Tr Seq Sched Award Disb Latest % Elig Total % Posted by EFC Ver																
Data Year Sch Code # Num Amt \$ Amt \$ Amt \$ Used Elig Used COD Lvl Flg																
XXXX XXXXXXXX XX 999 ZZZ,ZZ9 ZZZ,ZZ9 ZZZ,ZZ9 MM-DD-CCYY ZZZ9.9999 MM-DD-CCYY 999999 XXX X																
# XXXX XXXXXXXX XX 999 ZZZ,ZZ9 ZZZ,ZZ9 ZZZ,ZZ9 MM-DD-CCYY ZZZ9.9999 MM-DD-CCYY 999999 XXX X																
XXXX XXXXXXXX XX 999 ZZZ,ZZ9 ZZZ,ZZ9 ZZZ,ZZ9 MM-DD-CCYY ZZZ9.9999 MM-DD-CCYY 999999 XXX X																
SMART																
Awrd Attend Tr Sched Award Disb Latest % Elig Total % Posted by Award ID Acad Major																
Data Year Sch Code # Amt \$ Amt \$ Amt \$ Used Elig Used COD Lvl																
XXXX XXXXXXXX XX ZZZ,ZZ9 ZZZ,ZZ9 ZZZ,ZZ9 MM-DD-CCYY ZZZ9.9999 ZZZ9.9999 MM-DD-CCYY XXXXXXXXXXXXXXXXXXXXXXXX X XXXXXXXX																
XXXX XXXXXXXX XX ZZZ,ZZ9 ZZZ,ZZ9 ZZZ,ZZ9 MM-DD-CCYY ZZZ9.9999 ZZZ9.9999 MM-DD-CCYY XXXXXXXXXXXXXXXXXXXXXXXX X XXXXXXXX																
# XXXX XXXXXXXX XX ZZZ,ZZ9 ZZZ,ZZ9 ZZZ,ZZ9 MM-DD-CCYY ZZZ9.9999 ZZZ9.9999 MM-DD-CCYY XXXXXXXXXXXXXXXXXXXXXXXX X XXXXXXXX																
TEACH																
Awrd Attend Tr Sched Award Disb Latest Posted by Award ID Acad Convert Conversion																
Data Year Sch Code # Amt \$ Amt \$ Amt \$ Disb COD Lvl to Loan Date																
XXXX XXXXXXXX XX ZZZ,ZZ9 ZZZ,ZZ9 ZZZ,ZZ9 MM-DD-CCYY MM-DD-CCYY XXXXXXXXXXXXXXXXXXXXXXXX X X MM-DD-CCYY																
XXXX XXXXXXXX XX ZZZ,ZZ9 ZZZ,ZZ9 ZZZ,ZZ9 MM-DD-CCYY MM-DD-CCYY XXXXXXXXXXXXXXXXXXXXXXXX X X MM-DD-CCYY																
# XXXX XXXXXXXX XX ZZZ,ZZ9 ZZZ,ZZ9 ZZZ,ZZ9 MM-DD-CCYY MM-DD-CCYY XXXXXXXXXXXXXXXXXXXXXXXX X X MM-DD-CCYY																

PRIVACY ACT OF 1974 (AS AMENDED)

Figure 8-1, Transfer Student Monitoring/Financial Aid History Report, Part 1

**Notes:**

- a. The PLUS Loans ***Outstanding Principal Balance*** and ***Total*** display **only** when the student/borrower is the loan holder.
- b. The Graduate PLUS Loans ***Outstanding Principal Balance*** and ***Total*** display **only** when the student/borrower has GB or D3 loans.
- c. Sections relating to TEACH data dynamically display when TEACH data exists.
- d. The section relating to aggregate amounts for Subsidized, Unsubsidized, Combined and unallocated portions of Consolidated Loans are separated out into corresponding Undergraduate and Graduate categories (including the Award Year and Dependency Status used in the student's undergraduate and graduate loan limits determination). The undergraduate and graduate aggregate data displays dynamically if the information exists.
- e. The Academic Year Begin Date and Academic Year End Date display only when the dates are available.

A pound sign symbol (#) will print next to the element that generates a TSM Alert.

# NSLDS TSM & FAH Batch File Layouts

Report ID: PSE001 CCYY	PRIVACY ACT OF 1974 (AS AMENDED) U.S. DEPARTMENT OF EDUCATION	DATE: MM-DD-																																																															
Page No. : ZZ,ZZ9 HH:MM:SS	NATIONAL STUDENT LOAN DATA SYSTEM (NSLDS)	TIME:																																																															
Transfer Student Monitoring/Financial Aid History Report																																																																	
Report Parameters: Requesting Sch/Br Code: XXXXXXXX		Sort Sequence: School/Location Code, SSN																																																															
Name: XX		Inform Submittal Date: MM-DD-CCYY																																																															
City: XXXXXXXXXXXXXXXXXXXXXXXX State: XX																																																																	
LAST: XXXXXXXXXXXXXXXXXXXXXXXXXXXXXXXX	FIRST: XXXXXXXXXXXXXXXX	DOB: MM-DD-CCYY SSN: XXX-XX-XXXX																																																															
<table border="1"> <thead> <tr> <th>Loan Detail:</th> <th>Net Loan Amount</th> <th>Loan Begin Date</th> <th>Loan End Date</th> <th>GA Code</th> <th>School Code</th> <th>Academic Level</th> <th>Contact</th> <th>Contact Type</th> </tr> </thead> <tbody> <tr> <td># XXXXXXXXXXXXXXXXXXXXXXXXXXXXXXXX Loan Amt: \$ZZZ,ZZ9 Loan Dt: MM-DD-CCYY Status Code XX as of MM-DD-CCYY Perkins Cancel Code XXX Outstanding Bal. \$ZZZ,ZZ9 as of MM-DD-CCYY Addl Unsub: X Cap Int: X Confirmed Loan Subsidy Status: X Subsidy Status Date: MM-DD-CCYY Acad Yr Begin Dt: MM-DD-CCYY Acad Yr End Dt: MM-DD-CCYY Last Disb Date: MM-DD-CCYY Last Disb Amt: \$ZZZ,ZZ9 Total Disb. Amt: \$ZZZ,ZZ9 Lender: XXXXXX Lender Servicer: XXXXXX Data Provider Loan ID/Award ID: XXXXXXXXXXXXXXXXXXXXXXXX Calculated Subsidized Agg. OPB: \$ZZZ,ZZ9 Calculated Unsubsidized Agg. OPB: \$ZZZ,ZZ9 Calculated Combined Agg. OPB: \$ZZZ,ZZ9 Consolidation, Unallocated Agg. OPB: \$ZZZ,ZZ9</td> <td>\$ZZZ,ZZ9</td> <td>MM-DD-CCYY</td> <td>MM-DD-CCYY</td> <td>XXX</td> <td>XXXXXXXX</td> <td>XXX</td> <td>XXXXXXXX</td> <td>XXX</td> </tr> <tr> <td>XXXXXXXXXXXXXXXXXXXXXXXXXXXXXXXXXXXX Loan Amt: \$ZZZ,ZZ9 Loan Dt: MM-DD-CCYY Status Code XX as of MM-DD-CCYY Perkins Cancel Code XXX Outstanding Bal. \$ZZZ,ZZ9 as of MM-DD-CCYY Addl Unsub: X Cap Int: X Confirmed Loan Subsidy Status: X Subsidy Status Date: MM-DD-CCYY X Last Disb Date: MM-DD-CCYY Last Disb Amt: \$ZZZ,ZZ9 Total Disb. Amt: \$ZZZ,ZZ9 Lender: XXXXXX Lender Servicer: XXXXXX Data Provider Loan ID/Award ID: XXXXXXXXXXXXXXXXXXXXXXXX Calculated Subsidized Agg. OPB: \$ZZZ,ZZ9 Calculated Unsubsidized Agg. OPB: \$ZZZ,ZZ9 Calculated Combined Agg. OPB: \$ZZZ,ZZ9 Consolidation, Unallocated Agg. OPB: \$ZZZ,ZZ9</td> <td>\$ZZZ,ZZ9</td> <td>MM-DD-CCYY</td> <td>MM-DD-CCYY</td> <td>XXX</td> <td>XXXXXXXX</td> <td>XXX</td> <td>XXXXXXXX</td> <td>XXX</td> </tr> <tr> <td>XXXXXXXXXXXXXXXXXXXXXXXXXXXXXXXXXXXX Loan Amt: \$ZZZ,ZZ9 Loan Dt: MM-DD-CCYY Status Code XX as of MM-DD-CCYY Perkins Cancel Code XXX Outstanding Bal. \$ZZZ,ZZ9 as of MM-DD-CCYY Addl Unsub: X Cap Int: X Confirmed Loan Subsidy Status: X Subsidy Status Date: MM-DD-CCYY Last Disb Date: MM-DD-CCYY Last Disb Amt: \$ZZZ,ZZ9 Total Disb. Amt: \$ZZZ,ZZ9 Lender: XXXXXX Lender Servicer: XXXXXX Data Provider Loan ID/Award ID: XXXXXXXXXXXXXXXXXXXXXXXX Calculated Subsidized Agg. OPB: \$ZZZ,ZZ9 Calculated Unsubsidized Agg. OPB: \$ZZZ,ZZ9 Calculated Combined Agg. OPB: \$ZZZ,ZZ9 Consolidation, Unallocated Agg. OPB: \$ZZZ,ZZ9</td> <td>\$ZZZ,ZZ9</td> <td>MM-DD-CCYY</td> <td>MM-DD-CCYY</td> <td>XXX</td> <td>XXXXXXXX</td> <td>XXX</td> <td>XXXXXXXX</td> <td>XXX</td> </tr> <tr> <td># XXXXXXXXXXXXXXXXXXXXXXXXXXXXXXXX Loan Amt: \$ZZZ,ZZ9 Loan Dt: MM-DD-CCYY Status Code XX as of MM-DD-CCYY Perkins Cancel Code XXX Outstanding Bal. \$ZZZ,ZZ9 as of MM-DD-CCYY Addl Unsub: X Cap Int: X Confirmed Loan Subsidy Status: X Subsidy Status Date: MM-DD-CCYY Last Disb Date: MM-DD-CCYY Last Disb Amt: \$ZZZ,ZZ9 Total Disb. Amt: \$ZZZ,ZZ9 Lender: XXXXXX Lender Servicer: XXXXXX Data Provider Loan ID/Award ID: XXXXXXXXXXXXXXXXXXXXXXXX Calculated Subsidized Agg. OPB: \$ZZZ,ZZ9 Calculated Unsubsidized Agg. OPB: \$ZZZ,ZZ9 Calculated Combined Agg. OPB: \$ZZZ,ZZ9 Consolidation, Unallocated Agg. OPB: \$ZZZ,ZZ9</td> <td>\$ZZZ,ZZ9</td> <td>MM-DD-CCYY</td> <td>MM-DD-CCYY</td> <td>XXX</td> <td>XXXXXXXX</td> <td>XXX</td> <td>XXXXXXXX</td> <td>XXX</td> </tr> <tr> <td>XXXXXXXXXXXXXXXXXXXXXXXXXXXXXXXXXXXX Loan Amt: \$ZZZ,ZZ9 Loan Dt: MM-DD-CCYY Status Code XX as of MM-DD-CCYY Perkins Cancel Code XXX Outstanding Bal. \$ZZZ,ZZ9 as of MM-DD-CCYY Addl Unsub: X Cap Int: X Confirmed Loan Subsidy Status: X Subsidy Status Date: MM-DD-CCYY Last Disb Date: MM-DD-CCYY Last Disb Amt: \$ZZZ,ZZ9 Total Disb. Amt: \$ZZZ,ZZ9 Lender: XXXXXX Lender Servicer: XXXXXX Data Provider Loan ID/Award ID: XXXXXXXXXXXXXXXXXXXXXXXX Calculated Subsidized Agg. OPB: \$ZZZ,ZZ9 Calculated Unsubsidized Agg. OPB: \$ZZZ,ZZ9 Calculated Combined Agg. OPB: \$ZZZ,ZZ9 Consolidation, Unallocated Agg. OPB: \$ZZZ,ZZ9</td> <td>\$ZZZ,ZZ9</td> <td>MM-DD-CCYY</td> <td>MM-DD-CCYY</td> <td>XXX</td> <td>XXXXXXXX</td> <td>XXX</td> <td>XXXXXXXX</td> <td>XXX</td> </tr> <tr> <td># XXXXXXXXXXXXXXXXXXXXXXXXXXXXXXXX Loan Amt: \$ZZZ,ZZ9 Loan Dt: MM-DD-CCYY Status Code XX as of MM-DD-CCYY Perkins Cancel Code XXX Outstanding Bal. \$ZZZ,ZZ9 as of MM-DD-CCYY Addl Unsub: X Cap Int: X Confirmed Loan Subsidy Status: X Subsidy Status Date: MM-DD-CCYY Last Disb Date: MM-DD-CCYY Last Disb Amt: \$ZZZ,ZZ9 Total Disb. Amt: \$ZZZ,ZZ9 Lender: XXXXXX Lender Servicer: XXXXXX Data Provider Loan ID/Award ID: XXXXXXXXXXXXXXXXXXXXXXXX Calculated Subsidized Agg. OPB: \$ZZZ,ZZ9 Calculated Unsubsidized Agg. OPB: \$ZZZ,ZZ9 Calculated Combined Agg. OPB: \$ZZZ,ZZ9 Consolidation, Unallocated Agg. OPB: \$ZZZ,ZZ9</td> <td>\$ZZZ,ZZ9</td> <td>MM-DD-CCYY</td> <td>MM-DD-CCYY</td> <td>XXX</td> <td>XXXXXXXX</td> <td>XXX</td> <td>XXXXXXXX</td> <td>XXX</td> </tr> </tbody> </table>			Loan Detail:	Net Loan Amount	Loan Begin Date	Loan End Date	GA Code	School Code	Academic Level	Contact	Contact Type	# XXXXXXXXXXXXXXXXXXXXXXXXXXXXXXXX Loan Amt: \$ZZZ,ZZ9 Loan Dt: MM-DD-CCYY Status Code XX as of MM-DD-CCYY Perkins Cancel Code XXX Outstanding Bal. \$ZZZ,ZZ9 as of MM-DD-CCYY Addl Unsub: X Cap Int: X Confirmed Loan Subsidy Status: X Subsidy Status Date: MM-DD-CCYY Acad Yr Begin Dt: MM-DD-CCYY Acad Yr End Dt: MM-DD-CCYY Last Disb Date: MM-DD-CCYY Last Disb Amt: \$ZZZ,ZZ9 Total Disb. Amt: \$ZZZ,ZZ9 Lender: XXXXXX Lender Servicer: XXXXXX Data Provider Loan ID/Award ID: XXXXXXXXXXXXXXXXXXXXXXXX Calculated Subsidized Agg. OPB: \$ZZZ,ZZ9 Calculated Unsubsidized Agg. OPB: \$ZZZ,ZZ9 Calculated Combined Agg. OPB: \$ZZZ,ZZ9 Consolidation, Unallocated Agg. OPB: \$ZZZ,ZZ9	\$ZZZ,ZZ9	MM-DD-CCYY	MM-DD-CCYY	XXX	XXXXXXXX	XXX	XXXXXXXX	XXX	XXXXXXXXXXXXXXXXXXXXXXXXXXXXXXXXXXXX Loan Amt: \$ZZZ,ZZ9 Loan Dt: MM-DD-CCYY Status Code XX as of MM-DD-CCYY Perkins Cancel Code XXX Outstanding Bal. \$ZZZ,ZZ9 as of MM-DD-CCYY Addl Unsub: X Cap Int: X Confirmed Loan Subsidy Status: X Subsidy Status Date: MM-DD-CCYY X Last Disb Date: MM-DD-CCYY Last Disb Amt: \$ZZZ,ZZ9 Total Disb. Amt: \$ZZZ,ZZ9 Lender: XXXXXX Lender Servicer: XXXXXX Data Provider Loan ID/Award ID: XXXXXXXXXXXXXXXXXXXXXXXX Calculated Subsidized Agg. OPB: \$ZZZ,ZZ9 Calculated Unsubsidized Agg. OPB: \$ZZZ,ZZ9 Calculated Combined Agg. OPB: \$ZZZ,ZZ9 Consolidation, Unallocated Agg. OPB: \$ZZZ,ZZ9	\$ZZZ,ZZ9	MM-DD-CCYY	MM-DD-CCYY	XXX	XXXXXXXX	XXX	XXXXXXXX	XXX	XXXXXXXXXXXXXXXXXXXXXXXXXXXXXXXXXXXX Loan Amt: \$ZZZ,ZZ9 Loan Dt: MM-DD-CCYY Status Code XX as of MM-DD-CCYY Perkins Cancel Code XXX Outstanding Bal. \$ZZZ,ZZ9 as of MM-DD-CCYY Addl Unsub: X Cap Int: X Confirmed Loan Subsidy Status: X Subsidy Status Date: MM-DD-CCYY Last Disb Date: MM-DD-CCYY Last Disb Amt: \$ZZZ,ZZ9 Total Disb. Amt: \$ZZZ,ZZ9 Lender: XXXXXX Lender Servicer: XXXXXX Data Provider Loan ID/Award ID: XXXXXXXXXXXXXXXXXXXXXXXX Calculated Subsidized Agg. OPB: \$ZZZ,ZZ9 Calculated Unsubsidized Agg. OPB: \$ZZZ,ZZ9 Calculated Combined Agg. OPB: \$ZZZ,ZZ9 Consolidation, Unallocated Agg. OPB: \$ZZZ,ZZ9	\$ZZZ,ZZ9	MM-DD-CCYY	MM-DD-CCYY	XXX	XXXXXXXX	XXX	XXXXXXXX	XXX	# XXXXXXXXXXXXXXXXXXXXXXXXXXXXXXXX Loan Amt: \$ZZZ,ZZ9 Loan Dt: MM-DD-CCYY Status Code XX as of MM-DD-CCYY Perkins Cancel Code XXX Outstanding Bal. \$ZZZ,ZZ9 as of MM-DD-CCYY Addl Unsub: X Cap Int: X Confirmed Loan Subsidy Status: X Subsidy Status Date: MM-DD-CCYY Last Disb Date: MM-DD-CCYY Last Disb Amt: \$ZZZ,ZZ9 Total Disb. Amt: \$ZZZ,ZZ9 Lender: XXXXXX Lender Servicer: XXXXXX Data Provider Loan ID/Award ID: XXXXXXXXXXXXXXXXXXXXXXXX Calculated Subsidized Agg. OPB: \$ZZZ,ZZ9 Calculated Unsubsidized Agg. OPB: \$ZZZ,ZZ9 Calculated Combined Agg. OPB: \$ZZZ,ZZ9 Consolidation, Unallocated Agg. OPB: \$ZZZ,ZZ9	\$ZZZ,ZZ9	MM-DD-CCYY	MM-DD-CCYY	XXX	XXXXXXXX	XXX	XXXXXXXX	XXX	XXXXXXXXXXXXXXXXXXXXXXXXXXXXXXXXXXXX Loan Amt: \$ZZZ,ZZ9 Loan Dt: MM-DD-CCYY Status Code XX as of MM-DD-CCYY Perkins Cancel Code XXX Outstanding Bal. \$ZZZ,ZZ9 as of MM-DD-CCYY Addl Unsub: X Cap Int: X Confirmed Loan Subsidy Status: X Subsidy Status Date: MM-DD-CCYY Last Disb Date: MM-DD-CCYY Last Disb Amt: \$ZZZ,ZZ9 Total Disb. Amt: \$ZZZ,ZZ9 Lender: XXXXXX Lender Servicer: XXXXXX Data Provider Loan ID/Award ID: XXXXXXXXXXXXXXXXXXXXXXXX Calculated Subsidized Agg. OPB: \$ZZZ,ZZ9 Calculated Unsubsidized Agg. OPB: \$ZZZ,ZZ9 Calculated Combined Agg. OPB: \$ZZZ,ZZ9 Consolidation, Unallocated Agg. OPB: \$ZZZ,ZZ9	\$ZZZ,ZZ9	MM-DD-CCYY	MM-DD-CCYY	XXX	XXXXXXXX	XXX	XXXXXXXX	XXX	# XXXXXXXXXXXXXXXXXXXXXXXXXXXXXXXX Loan Amt: \$ZZZ,ZZ9 Loan Dt: MM-DD-CCYY Status Code XX as of MM-DD-CCYY Perkins Cancel Code XXX Outstanding Bal. \$ZZZ,ZZ9 as of MM-DD-CCYY Addl Unsub: X Cap Int: X Confirmed Loan Subsidy Status: X Subsidy Status Date: MM-DD-CCYY Last Disb Date: MM-DD-CCYY Last Disb Amt: \$ZZZ,ZZ9 Total Disb. Amt: \$ZZZ,ZZ9 Lender: XXXXXX Lender Servicer: XXXXXX Data Provider Loan ID/Award ID: XXXXXXXXXXXXXXXXXXXXXXXX Calculated Subsidized Agg. OPB: \$ZZZ,ZZ9 Calculated Unsubsidized Agg. OPB: \$ZZZ,ZZ9 Calculated Combined Agg. OPB: \$ZZZ,ZZ9 Consolidation, Unallocated Agg. OPB: \$ZZZ,ZZ9	\$ZZZ,ZZ9	MM-DD-CCYY	MM-DD-CCYY	XXX	XXXXXXXX	XXX	XXXXXXXX	XXX
Loan Detail:	Net Loan Amount	Loan Begin Date	Loan End Date	GA Code	School Code	Academic Level	Contact	Contact Type																																																									
# XXXXXXXXXXXXXXXXXXXXXXXXXXXXXXXX Loan Amt: \$ZZZ,ZZ9 Loan Dt: MM-DD-CCYY Status Code XX as of MM-DD-CCYY Perkins Cancel Code XXX Outstanding Bal. \$ZZZ,ZZ9 as of MM-DD-CCYY Addl Unsub: X Cap Int: X Confirmed Loan Subsidy Status: X Subsidy Status Date: MM-DD-CCYY Acad Yr Begin Dt: MM-DD-CCYY Acad Yr End Dt: MM-DD-CCYY Last Disb Date: MM-DD-CCYY Last Disb Amt: \$ZZZ,ZZ9 Total Disb. Amt: \$ZZZ,ZZ9 Lender: XXXXXX Lender Servicer: XXXXXX Data Provider Loan ID/Award ID: XXXXXXXXXXXXXXXXXXXXXXXX Calculated Subsidized Agg. OPB: \$ZZZ,ZZ9 Calculated Unsubsidized Agg. OPB: \$ZZZ,ZZ9 Calculated Combined Agg. OPB: \$ZZZ,ZZ9 Consolidation, Unallocated Agg. OPB: \$ZZZ,ZZ9	\$ZZZ,ZZ9	MM-DD-CCYY	MM-DD-CCYY	XXX	XXXXXXXX	XXX	XXXXXXXX	XXX																																																									
XXXXXXXXXXXXXXXXXXXXXXXXXXXXXXXXXXXX Loan Amt: \$ZZZ,ZZ9 Loan Dt: MM-DD-CCYY Status Code XX as of MM-DD-CCYY Perkins Cancel Code XXX Outstanding Bal. \$ZZZ,ZZ9 as of MM-DD-CCYY Addl Unsub: X Cap Int: X Confirmed Loan Subsidy Status: X Subsidy Status Date: MM-DD-CCYY X Last Disb Date: MM-DD-CCYY Last Disb Amt: \$ZZZ,ZZ9 Total Disb. Amt: \$ZZZ,ZZ9 Lender: XXXXXX Lender Servicer: XXXXXX Data Provider Loan ID/Award ID: XXXXXXXXXXXXXXXXXXXXXXXX Calculated Subsidized Agg. OPB: \$ZZZ,ZZ9 Calculated Unsubsidized Agg. OPB: \$ZZZ,ZZ9 Calculated Combined Agg. OPB: \$ZZZ,ZZ9 Consolidation, Unallocated Agg. OPB: \$ZZZ,ZZ9	\$ZZZ,ZZ9	MM-DD-CCYY	MM-DD-CCYY	XXX	XXXXXXXX	XXX	XXXXXXXX	XXX																																																									
XXXXXXXXXXXXXXXXXXXXXXXXXXXXXXXXXXXX Loan Amt: \$ZZZ,ZZ9 Loan Dt: MM-DD-CCYY Status Code XX as of MM-DD-CCYY Perkins Cancel Code XXX Outstanding Bal. \$ZZZ,ZZ9 as of MM-DD-CCYY Addl Unsub: X Cap Int: X Confirmed Loan Subsidy Status: X Subsidy Status Date: MM-DD-CCYY Last Disb Date: MM-DD-CCYY Last Disb Amt: \$ZZZ,ZZ9 Total Disb. Amt: \$ZZZ,ZZ9 Lender: XXXXXX Lender Servicer: XXXXXX Data Provider Loan ID/Award ID: XXXXXXXXXXXXXXXXXXXXXXXX Calculated Subsidized Agg. OPB: \$ZZZ,ZZ9 Calculated Unsubsidized Agg. OPB: \$ZZZ,ZZ9 Calculated Combined Agg. OPB: \$ZZZ,ZZ9 Consolidation, Unallocated Agg. OPB: \$ZZZ,ZZ9	\$ZZZ,ZZ9	MM-DD-CCYY	MM-DD-CCYY	XXX	XXXXXXXX	XXX	XXXXXXXX	XXX																																																									
# XXXXXXXXXXXXXXXXXXXXXXXXXXXXXXXX Loan Amt: \$ZZZ,ZZ9 Loan Dt: MM-DD-CCYY Status Code XX as of MM-DD-CCYY Perkins Cancel Code XXX Outstanding Bal. \$ZZZ,ZZ9 as of MM-DD-CCYY Addl Unsub: X Cap Int: X Confirmed Loan Subsidy Status: X Subsidy Status Date: MM-DD-CCYY Last Disb Date: MM-DD-CCYY Last Disb Amt: \$ZZZ,ZZ9 Total Disb. Amt: \$ZZZ,ZZ9 Lender: XXXXXX Lender Servicer: XXXXXX Data Provider Loan ID/Award ID: XXXXXXXXXXXXXXXXXXXXXXXX Calculated Subsidized Agg. OPB: \$ZZZ,ZZ9 Calculated Unsubsidized Agg. OPB: \$ZZZ,ZZ9 Calculated Combined Agg. OPB: \$ZZZ,ZZ9 Consolidation, Unallocated Agg. OPB: \$ZZZ,ZZ9	\$ZZZ,ZZ9	MM-DD-CCYY	MM-DD-CCYY	XXX	XXXXXXXX	XXX	XXXXXXXX	XXX																																																									
XXXXXXXXXXXXXXXXXXXXXXXXXXXXXXXXXXXX Loan Amt: \$ZZZ,ZZ9 Loan Dt: MM-DD-CCYY Status Code XX as of MM-DD-CCYY Perkins Cancel Code XXX Outstanding Bal. \$ZZZ,ZZ9 as of MM-DD-CCYY Addl Unsub: X Cap Int: X Confirmed Loan Subsidy Status: X Subsidy Status Date: MM-DD-CCYY Last Disb Date: MM-DD-CCYY Last Disb Amt: \$ZZZ,ZZ9 Total Disb. Amt: \$ZZZ,ZZ9 Lender: XXXXXX Lender Servicer: XXXXXX Data Provider Loan ID/Award ID: XXXXXXXXXXXXXXXXXXXXXXXX Calculated Subsidized Agg. OPB: \$ZZZ,ZZ9 Calculated Unsubsidized Agg. OPB: \$ZZZ,ZZ9 Calculated Combined Agg. OPB: \$ZZZ,ZZ9 Consolidation, Unallocated Agg. OPB: \$ZZZ,ZZ9	\$ZZZ,ZZ9	MM-DD-CCYY	MM-DD-CCYY	XXX	XXXXXXXX	XXX	XXXXXXXX	XXX																																																									
# XXXXXXXXXXXXXXXXXXXXXXXXXXXXXXXX Loan Amt: \$ZZZ,ZZ9 Loan Dt: MM-DD-CCYY Status Code XX as of MM-DD-CCYY Perkins Cancel Code XXX Outstanding Bal. \$ZZZ,ZZ9 as of MM-DD-CCYY Addl Unsub: X Cap Int: X Confirmed Loan Subsidy Status: X Subsidy Status Date: MM-DD-CCYY Last Disb Date: MM-DD-CCYY Last Disb Amt: \$ZZZ,ZZ9 Total Disb. Amt: \$ZZZ,ZZ9 Lender: XXXXXX Lender Servicer: XXXXXX Data Provider Loan ID/Award ID: XXXXXXXXXXXXXXXXXXXXXXXX Calculated Subsidized Agg. OPB: \$ZZZ,ZZ9 Calculated Unsubsidized Agg. OPB: \$ZZZ,ZZ9 Calculated Combined Agg. OPB: \$ZZZ,ZZ9 Consolidation, Unallocated Agg. OPB: \$ZZZ,ZZ9	\$ZZZ,ZZ9	MM-DD-CCYY	MM-DD-CCYY	XXX	XXXXXXXX	XXX	XXXXXXXX	XXX																																																									
PRIVACY ACT OF 1974 (AS AMENDED)																																																																	

Figure 8-2, Transfer Student Monitoring/Financial Aid History Report, Part 2



Note: A pound sign symbol (#) will print next to the element that generates a TSM Alert.