

FAFSA on the Web for 2007-2008

Effective

January 1, 2007

The following presentation will preview some of the many screens contained within the updated FAFSA on the Web (www.fafsa.ed.gov) for the 2007-2008 cycle.

There are limited changes to the site for 07-08.

The screens and associated text are not likely to change, however the site is still being tested and slight changes may occur before January 1, 2007.

The 2007-2008 application and
correction forms will be available on
the FAFSA on the Web site
January 1, 2007.

The “Before Beginning a FAFSA” Section

Before Beginning a FAFSA Overview



START HERE
GO FURTHER
FEDERAL STUDENT AID

FAFSA Home Student Aid on the Web Application Deadlines FAFSA Site Help Contact Us FAFSA Site Map About Us

FAFSA
Free Application for Federal Student Aid

Before Beginning a FAFSA

Overview

General Student Aid Info

Documents Needed

FAFSA on the Web Worksheet

Drug Conviction Worksheet

Webb Sheets/Hojas de Trabajo

Signatures Required

PIR Information

Time to Complete

Application Deadline

Find My School Codes

Reviewer Requirements

Clearing Your Browser's Cache

Before beginning a FAFSA FAQs

Filling Out a FAFSA

FAFSA Follow Up

Before Beginning a FAFSA

Before Beginning a FAFSA Overview

What's New/Actualizaciones

Gather the documents you need

Start with your Social Security Number, driver's license, income tax return, bank statements and investment records.

Print a FAFSA on the Web Worksheet

Write in your answers and gather your parents' information then transfer the data to FAFSA on the Web.

Plan how to sign your FAFSA

Sign electronically with a Federal Student Aid Personal Identification Number (PIN) or by making a signature page.

Apply for a PIN now!

Speed up the process by signing your FAFSA electronically with your PIN. Your parent can sign electronically too.

Check your eligibility for federal student aid.

Note important deadlines.

To meet the Federal Student Financial Aid deadline:

- Apply as early as possible beginning January 1st of each year.
- Schools and states have their own deadlines. Contact them for exact deadline dates.


NEED HELP?

Site Last Updated: Wednesday, October 4, 2006

FOIA | Privacy | Security | Notices

WhiteHouse.gov | FirstGov.gov | ED.gov

One of the Many Options Within the “Before Beginning a FAFSA” Section



START HERE
GO FURTHER
FEDERAL STUDENT AID

FAFSA Home Student Aid on the Web Application Deadlines PIN Site Help Contact Us FAQs Site Map About Us

Free Application for Federal Student Aid

Before Beginning a FAFSA

Overview

General Student Aid Info

Documents Needed

FAFSA on the Web Worksheet

Drug Conviction Worksheet

Worksheets/Hojas de Trabajo

Signatures Required

PIN Information

Time to Complete

Application Deadline

Find My School Codes

Browser Requirements

Clearing Your Browser's Cache

Before Beginning a FAFSA FAQs

Filling Out a FAFSA

FAFSA Follow-Up

Before Beginning a FAFSA

FAFSA on the Web Worksheet

The FAFSA on the Web Worksheet allows you to read and complete the questions before entering your information online. The questions are listed in the same order as they appear on the Web site. The worksheet is available in color or in black and white.

Select this link to download or display a 2006-2007 FAFSA on the Web Worksheet (color) in PDF format.

Select this link to download or display a 2006-2007 FAFSA on the Web Worksheet (black & white) in PDF format.

Elija este vínculo para descargar o mostrar en la pantalla una Planilla de información para la solicitud para el año 2006-2007 (color) en formato PDF.

Elija este vínculo para descargar o mostrar en la pantalla una Planilla de información para la solicitud para el año 2006-2007 (blanco y negro) en formato PDF.

Select this link to download or display a 2006-2007 FAFSA on the Web Worksheet (color) in PDF format.

Select this link to download or display a 2006-2007 FAFSA on the Web Worksheet (black and white) in PDF format.

Elija este vínculo para descargar o mostrar en la pantalla una Planilla de información para la solicitud para el año 2006-2007 (color) en formato PDF.

Elija este vínculo para descargar o mostrar en la pantalla una Planilla de información para la solicitud para el año 2006-2007 (blanco y negro) en formato PDF.

Need Help?

Site Last Updated: Wednesday, September 27, 2006


FOIA | Privacy | Security | Notices

WhiteHouse.gov | FirstGov.gov | ED.gov

FAFSA on the Web Worksheet

- The order of the questions within FAFSA on the Web is different than the order of the questions on the paper FAFSA
- The FAFSA on the Web Worksheet presents the questions in the same order as they are presented within FAFSA on the Web
- Students wanting to fill out a paper form in preparation for submitting their FAFSA using FAFSA on the Web should complete the FAFSA on the Worksheet rather than the paper FAFSA
- Worksheets A, B, and C are part of the FAFSA on the Web Worksheet

FAFSA on the Web Worksheet



2007 - 2008
FAFSA ON THE WEB WORKSHEET
Source: fafsa.ed.gov

DO NOT MAIL THIS WORKSHEET

You must complete and submit a Free Application for Federal Student Aid (FAFSA) to apply for federal student aid and to apply for most state and college aid. Applying online with FAFSA on the Web is the fastest way to get your FAFSA processed.

For state or college aid, the deadline may be as early as January 2007. See the table to the right for state deadlines. Check with your high school counselor or your college's financial aid administrator about other deadlines.

• Complete this Worksheet only if you plan to use FAFSA on the Web to apply for federal student aid.

• Sections to give us for parent information:

• In parentheses after each question is the number that is used on FAFSA on the Web and the paper FAFSA application.

• Submit your FAFSA early, but not before January 1, 2007.

Apply Earlier—Sign your FAFSA with a federal Student Aid PIN. If you do not have a PIN, you can apply for one at www.fafsa.gov before beginning FAFSA on the Web. You will receive your PIN within a few days, and then you can electronically sign your FAFSA when you are ready to submit it. If you are providing parent information, one parent must sign your FAFSA. To sign electronically, your parent should also apply for a PIN at www.pin.ed.gov.

You will need the following information to complete this Worksheet:

- 1) Your Social Security Number and your parents' Social Security Numbers (if you are providing parent information);
- 2) Your driver's license number if you have one;
- 3) Your Alien Registration Number if you are not a U.S. citizen;
- 4) 2006 federal tax information or tax return (including IRS 1043 information for yourself, and spouse if you are married and for your parents if you are providing parent information. If you have not yet filed a 2006 income tax return, you can still submit your FAFSA for you must provide income and tax information;
- 5) Records of untaxed income, such as Social Security benefits, welfare benefits (e.g., TANF), and veterans' benefits, for yourself, and your parents if you are providing parent information; and
- 6) Information on savings, investments, and business and farm assets for yourself, and your parents if you are providing parent information.

WARNING:

Be wary of organizations that charge a fee to submit your application or to find you money for school. In general, no fee you pay for can be considered for use from your school or from the U.S. Department of Education.

NOTE:

If you or your family has unusual circumstances that affect your financial situation, complete FAFSA on the Web in the section you can then submit the application and consult the financial aid office at the college you plan to attend.

| STATE AND DEADLINE | Check with the school's Registrar and school administrator for these state and federal due dates. All dates are in U.S. time. |
|--------------------|-------------------------------------------------------------------------------------------------------------------------------|
| AL | March 1, 2007 (state deadline) |
| AK | March 1, 2007 (state deadline) |
| AR | March 1, 2007 (state deadline) |
| AZ | March 1, 2007 (state deadline) |
| CA | March 1, 2007 (state deadline) |
| CO | March 1, 2007 (state deadline) |
| CT | March 1, 2007 (state deadline) |
| DE | March 1, 2007 (state deadline) |
| FL | March 1, 2007 (state deadline) |
| GA | March 1, 2007 (state deadline) |
| HI | March 1, 2007 (state deadline) |
| ID | March 1, 2007 (state deadline) |
| IL | March 1, 2007 (state deadline) |
| IN | March 1, 2007 (state deadline) |
| IA | March 1, 2007 (state deadline) |
| KS | March 1, 2007 (state deadline) |
| KY | March 1, 2007 (state deadline) |
| LA | March 1, 2007 (state deadline) |
| MA | March 1, 2007 (state deadline) |
| MD | March 1, 2007 (state deadline) |
| ME | March 1, 2007 (state deadline) |
| MI | March 1, 2007 (state deadline) |
| MN | March 1, 2007 (state deadline) |
| MO | March 1, 2007 (state deadline) |
| MS | March 1, 2007 (state deadline) |
| MT | March 1, 2007 (state deadline) |
| NE | March 1, 2007 (state deadline) |
| NH | March 1, 2007 (state deadline) |
| NJ | March 1, 2007 (state deadline) |
| NM | March 1, 2007 (state deadline) |
| NY | March 1, 2007 (state deadline) |
| NC | March 1, 2007 (state deadline) |
| ND | March 1, 2007 (state deadline) |
| OH | March 1, 2007 (state deadline) |
| OK | March 1, 2007 (state deadline) |
| OR | March 1, 2007 (state deadline) |
| PA | March 1, 2007 (state deadline) |
| RI | March 1, 2007 (state deadline) |
| SC | March 1, 2007 (state deadline) |
| SD | March 1, 2007 (state deadline) |
| TN | March 1, 2007 (state deadline) |
| TX | March 1, 2007 (state deadline) |
| UT | March 1, 2007 (state deadline) |
| VA | March 1, 2007 (state deadline) |
| VT | March 1, 2007 (state deadline) |
| WA | March 1, 2007 (state deadline) |
| WI | March 1, 2007 (state deadline) |
| WY | March 1, 2007 (state deadline) |

Spanish Worksheets



START HERE
GO FURTHER
FEDERAL STUDENT AID

FAFSA Home Student Aid on the Web Application Deadlines FAFSAs Help Contact Us FAFS Search Alerts Us

FAFSA
Free Application for Federal Student Aid

Before Beginning a FAFSA

- Overview
- General Student Aid Info
- Documents Needed
- FAFSA on the Web Worksheet
- Drug Conviction Worksheet
- Worksheets/Hojas de Trabajo
- Signatures Required
- PIR Information
- Time to Complete
- Application Deadline
- Find My School Codes
- Browser Requirements
- Cleaning Your Browser's Cache
- Before Beginning a FAFSA FAFS

Filing Out a FAFSA

FAFSA Follow-Up

Before Beginning FAFSA

Worksheets/Hojas de Trabajo

The Department of Education provides worksheets to help you fill out your application. Please choose a link below to select the worksheet you need. If you want to view the Worksheets on a separate page, select this link. (El prefere ver las Hojas de Trabajo en separado, clic este vinculo).

Select this link if you do not have Adobe Acrobat Reader, and would like to find out how to obtain it.

The 2007-2008 School Year (July 1st, 2007 - June 30, 2008)

- FAFSA on the Web Worksheet
- Printable Worksheets A, B, and C
- Student Worksheet A
- Student Worksheet B
- Student Worksheet C
- Parent Worksheet A
- Parent Worksheet B
- Parent Worksheet C
- Student's Income Estimator Worksheet
- Parent's Income Estimator Worksheet
- Form Completion Worksheet

The 2006-2007 School Year (July 1st, 2006 - June 30th, 2007)

- FAFSA on the Web Worksheet
- Printable Worksheets A, B, and C
- Student Worksheet A
- Student Worksheet B
- Student Worksheet C
- Parent Worksheet A
- Parent Worksheet B
- Parent Worksheet C
- Student's Income Estimator Worksheet
- Parent's Income Estimator Worksheet
- Form Completion Worksheet

NEED HELP?

Site Last Updated: Wednesday, October 11, 2006

FOIA | Privacy | Security | Notices

WhiteHouse.gov | FirstGov.gov | ED.gov

The Stand-alone Drug Worksheet

(Question 31)



START HERE
GO FURTHER
FEDERAL STUDENT AID™

FAFSA
Free Application for Federal Student Aid

[Help](#) [Contact Us](#) [FAQs](#)

Worksheets

Question 31 Worksheet

Has the student been convicted for possessing or selling illegal drugs for an offense that occurred while the student was receiving federal student aid (grants, loans, and/or work-study)?

Count only federal or state convictions for the possession or sale of illegal drugs if the offense occurred during a period of enrollment for which the student was receiving federal student aid (grants, loans, and/or work-study). Do not count convictions that have been removed from the student's record. Do not count convictions that occurred before the student turned 18, unless he/she was tried as an adult.

If the answer to this question is "Yes" the Question 31 Worksheet will help you determine if the conviction affects the student's eligibility for federal student aid.



PREVIOUS

NEXT

NEED HELP?

EXIT

Site Last Updated: Wednesday, October 11, 2000

[Privacy](#)

The 2007-2008 FAFSA on the Web Application

The First Page

| Info About the Student | |
|-----------------------------|--|
| Student Status | |
| Parents' Info | |
| Student's Bio | |
| Student's Education | |
| Student's Financial Records | |
| Student's FAFSA Info | |
| Signature | |
| Submit Student's FAFSA | |
| Print | |

FAFSA QUESTIONS 2007-2008

The following questions are not asked in the same order as they are on the paper FAFSA. For your convenience, we have included the paper FAFSA question numbers in parenthesis for each question.

| | |
|--------------------------------------------------------------|----------------------------------------------------------------------------------------------------------------------------------------------------------------------------------------------------------------------------------------------------------------------------------------------------------------------------------------------------------------------------------------------------|
| Last Name (question 1) | <input type="text"/> |
| First Name (question 2) | <input type="text"/> |
| Middle Initial (question 3) | <input type="text"/> |
| Permanent Street Address (include Apt. Number) (question 4) | <div>Only use letters (A-Z), numbers (0-9), periods (.), commas (,), apostrophes ('). Do not use: number symbols (#), at symbols (@), percent symbols (%), ampersands (&), dashes (-), or blank spaces. No other characters are allowed. Use street address abbreviations such as APT (apartment) or AVE (avenue) if the address extends beyond the space provided.</div> <input type="text"/> |
| City (and County if not U.S.) (question 5) | <input type="text"/> |
| State (question 6) | <input type="text"/> |
| Zip Code (question 7) | <input type="text"/> |
| What is the student's state of legal residence (question 8)? | <input type="text"/> |
| Student's Social Security Number (question 9) | <div>(Data can not be entered in this field.) 473-55-5535</div> |
| Student's date of birth (question 10) | <div>Please enter this date in "mm/dd/yyyy" format. For example: 08/17/1975 for August 17, 1975. 08/13/306</div> |
| Student's permanent telephone number (question 11) | <div>Please give the student's telephone area code first. Enter the numbers without parentheses and dashes. For example, 2025551212.</div> <input type="text"/> |
| Driver's license number (if any) (question 12) | <input type="text"/> |
| Driver's license date (question 13) | <input type="text"/> |

Internal PIN application (Student)



START HERE
GO FURTHER
FEDERAL STUDENT AID™

FAFSA

Free Application for Federal Student Aid

[Help](#) [Contact Us](#) [FAQs](#) [Live Help](#)

1 Info About the Student

2 Student Status

3 Parents' Info

4 Student's Finances

5 Schools to Receive Results

6 Review FAFSA Info

7 Signatures

8 Submit Student's FAFSA

9 Finish

Filling Out a FAFSA — 2007-2008

Is the student a U.S. Citizen (question 14)?

If you do not currently have a PIN, would you like to apply for one at this time?

By telling us your Social Security Number, your last and first name, your date of birth, and your address, you are certifying that you are the person identified by these items. If you are not that person, you are not authorized to apply for this PIN, and you should not select this checkbox. If you purposely certify to false or misleading information, you may be fined \$20,000, sent to prison, or both.

☐ [Select](#)

☐ [Apply For My PIN](#)

[PREVIOUS](#)

[NEXT](#)

[NEED HELP?](#)

[SAVE](#)

[VIEW FAFSA SUMMARY](#)

[EXIT](#)

Site Last Updated: Wednesday, October 11, 2006

[Privacy](#)

Internal PIN Application (Student)



START HERE
GO FURTHER
FEDERAL STUDENT AID™

Help Contact Us FAQs Live Help

FAFSA
Free Application for Federal Student Aid

1 Info About the Student

2 Student Status

3 Parent's Info

4 Student's Finances

5 Schools to Receive Results

6 Review FAFSA Info

7 Signatures

8 Submit Student's FAFSA

9 Finish

Creating Your FAFSA — 2007-2008

Before we can complete your PIN application we need you to answer the following questions. You will be able to use the answer you provide to the challenge question below if you forget your PIN and want to update your PIN information or request a duplicate copy of your PIN be sent to an address other than the address we have on file.

Select a challenge question: [What is your favorite pastime? ▼]

Enter your answer to the challenge question (differentiate between capital and lower case letters): [*****]

Re-enter your answer to the challenge question: [*****]

By submitting this application, you agree not to disclose or share your PIN with anyone. Your PIN serves as your electronic signature and provides access to your personal records and is used to make binding legal obligations. You also agree to keep your PIN in a safe location and notify Federal Student Aid immediately if your PIN is lost or stolen. You may notify us by contacting Customer Service at 1-800-4-FED-AID (1-800-433-3243). You may also change your PIN or disable your PIN from the PIN Web site.

If you agree to these terms, select ☒ I agree not to share my PIN.

☐ I agree not to share my PIN.
☐ I Disagree

PREVIOUS

NEXT

NEED HELP?

SAVE

VIEW FAFSA SUMMARY

EXIT

Site Last Updated: Wednesday, October 11, 2006

Privacy

The Dependency Questions



START HERE
GO FURTHER
FEDERAL STUDENT AID

FAFSA
Free Application for Federal Student Aid

Help Contact Us FAQs Live Help

Info About the Student

Student Status

- Parents' Info
- Student's Finances
- Student's Education
- Reason FAFSA Info
- Signatures
- Submit Student's FAFSA
- Finish

THE DEPENDENCY QUESTIONS

For Step 2, please answer the following questions relating to the student's dependency status:

| | |
|----------------------------------------------------------------------------------------------------------------------------------------------------------------------------------------------------------------------------|-------------------------------------|
| Was the student born before January 1, 1984 (question 48)? | <input type="text" value="1984"/> |
| At the beginning of the school year 2007-2008, will the student be working on a master's or doctorate program (such as an M.A., M.B.A., M.D., Ph.D., graduate certificate, or doctorate of Education, etc.) (question 49)? | <input type="text" value="Select"/> |
| As of today, is the student married? (Answer "Yes" if he/she is separated, but not divorced.) (question 50) | <input type="text" value="No"/> |
| Does the student have children who receive more than half of his/her support from the student (question 51)? | <input type="text" value="Select"/> |
| Does the student have dependents (other than children or spouse) who live with the student and who receive more than half of their support from the student, now and through June 30, 2008 (question 52)? | <input type="text" value="Select"/> |
| Are (a) both of the student's parents deceased, or (b) is he/she (or was he/she until age 18) a ward/dependent of the court (question 53)? | <input type="text" value="Select"/> |
| Is the student currently serving on active duty in the U.S. Armed Forces for purposes other than training (question 54)? | <input type="text" value="Select"/> |
| Is the student a veteran of the U.S. Armed Forces (question 55)? | <input type="text" value="Select"/> |

U.S. Last Updated: Wednesday, October 14, 2009

Privacy

Application Saved Text

Filling Out a FAFSA — 2007-2008

Application was successfully saved.

For Step 2, please answer the following questions relating to the student's dependency status:

| | |
|---------------------------------------------------------------------------------------------|---------------------------------------------------------------------|
| Was the student born before January 1, 1984 (question 48) ? | <input type="checkbox"/> No <input checked="" type="checkbox"/> Yes |
| At the beginning of the school year 2007-2008, will the student be working on a master's or | <input type="text"/> |



START HERE
GO FURTHER
FEDERAL STUDENT AID™

Skip Parental Questions

FAFSA
Free Application for Federal Student Aid

Help Contact Us FAQs Live Help

1 Info About the Student

2 Student Status

3 Parents' Info

4 Student's Finances

5 Schools to Receive Results

6 Review FAFSA Info

7 Signatures

8 Submit Student's FAFSA

9 Finish

Filling Out a FAFSA — 2007-2008

Based on answers to specific questions, we have determined that you are an **"Independent"** student. Independent students are not required to answer questions about their parents.

You may want to answer the parental questions if:

- You are a health profession student (such as a medical or nursing student), or
- The school requires parental information from all students

Do you want to answer questions about the student's parents?

Select ▾

PREVIOUS

NEXT

NEED HELP?

SAVE

VIEW FAFSA SUMMARY

EXIT

Site Last Updated: Wednesday, October 11, 2006

Privacy

Entering Parental Data



START HERE
GO FURTHER
FEDERAL STUDENT AID

FAFSA
Free Application for Federal Student Aid

Help Contact Us FAQs Live Help

1 Info About the Student

2 Student Status

3 Parents' Info

4 Student's Finances

5 Schools to Receive Funds

6 Review FAFSA Info

7 Signatures

8 Submit Student's FAFSA

9 Finish

Entering FAFSA - 2007-2008

If the parent has an e-mail address and would like to be notified when the student's FAFSA has been processed, enter the e-mail address now. If the parent does not want us to communicate with them electronically, please leave the e-mail address blank.

The U.S. Department of Education will not use or distribute your e-mail address for any purpose other than federal student financial aid. See the Privacy Act for more information on the way we use all the data provided in the FAFSA.

To ensure that your e-mail provider recognizes and accepts messages from the U.S. Department of Education, enter our originating e-mail address, FederalStudentAid@FAFSA.ed.gov, into your e-mail address book.

Parents' E-mail Address (if any):

Please re-enter to confirm the Parents' E-mail Address:

Type your parents' e-mail address using upper or lower case letters exactly as it is recognized by their e-mail provider.

The student's father's/stepfather's and mother's/stepmother's Social Security Numbers, last names, first initials and dates of birth must match the information currently on file with the Social Security Administration.

| | |
|-----------------------------------------------------------------------------------|--------------------------------------------------------------------------------------------------------------------------------------------------------------------|
| What is the student's father's/stepfather's Social Security Number (question 8a)? | Please enter the number without the dashes. For example, 123-456789. If the father/stepfather does not have a Social Security Number, please fill in 000-000-0000. |
| What is the student's father's/stepfather's last name (question 8b)? | |
| What is the student's father's/stepfather's first initial (question 8c)? | |
| What is the student's father's/stepfather's date of birth (question 8d)? | Please enter the date in "mm/dd/yyyy" format. For example, 08/17/1975 for August 17, 1975. |

Internal PIN Application (Parent)



You indicated that you are a parent who would like to apply for a PIN. We need to collect some additional address information from you in order to complete the application. You will be able to use the answer you provide to the challenge question below if you forget your PIN and want to update your PIN; information or request a duplicate copy of your PIN be sent to an address other than the address we have on file.

By telling us your Social Security Number, your last name and first name, your date of birth, and your mailing address, you certify that you are the person identified by those items. If you are not that person, you are not authorized to apply for this PIN or to update the PIN e-mail address or mailing address. You should select Previous and unselect the Apply for PIN checkboxes, if you purposely certify to false or misleading information, you may be fined \$30,000, sent to prison, or both.

| | |
|----------------------------------------------------------------------------------------------------|-------------------------------------|
| What is the student's father's/stepfather's First Name? | <input type="text"/> |
| What is the student's father's/stepfather's Middle Initial? | <input type="text"/> |
| What is the student's father's/stepfather's Street Address? | <input type="text"/> |
| What is the student's father's/stepfather's City? | <input type="text"/> |
| What is the student's father's/stepfather's State? | <input type="text" value="Select"/> |
| What is the student's father's/stepfather's Zip Code? | <input type="text" value="Select"/> |
| Select a challenge question: | <input type="text" value="Select"/> |
| Enter your answer to the challenge question (differentiate between capital and lower case letters) | <input type="text"/> |
| Re-enter your answer to the challenge question: | <input type="text"/> |

By submitting this application, you agree not to disclose or share your PIN with anyone. Your PIN serves as your electronic signature and provides access to your personal records and is used to make binding legal obligations. You also agree to keep your PIN in a safe location and notify Federal Student Aid immediately if your PIN is lost or stolen. You may notify us by contacting Customer Service at 1-800-4-FED-AID (1-800-432-3243). You may also change your PIN or disable your PIN from the PIN Web site.

| | |
|------------------------------------------------------------------|---------------------------------------------------|
| If you agree to these terms, select I agree not to share my PIN. | <input type="radio"/> I agree not to share my PIN |
| | <input type="radio"/> Deny/yes |

| | |
|-------------------------------------------------------------|----------------------|
| What is the student's mother's/stepmother's First Name? | <input type="text"/> |
| What is the student's mother's/stepmother's Middle Initial? | <input type="text"/> |
| What is the student's mother's/stepmother's Street Address? | <input type="text"/> |

Skip Income Tax and Asset Questions



START HERE
GO FURTHER
FEDERAL STUDENT AID™

FAFSA
Free Application for Federal Student Aid

Help Contact Us FAQs Live Help

Info About the Student

Student Status

Parents' Info

Student's Finances

Schools to Receive Results

Review FAFSA Info

Signatures

Submit Student's FAFSA

Finish

Filling Out a FAFSA — 2007-2008

Your answers to previous questions confirm that you are eligible to skip certain income and asset questions on the FAFSA.

For example, you can skip questions about:

- The student and their parents' income taxes and exemptions.
- The student and their parents' Worksheets A, B, and C.
- The student and their parents' assets.

Some schools may require answers to these questions to determine your eligibility for school aid. However, answering these questions will not affect your eligibility for federal student aid, such as a Federal Pell Grant.

You may choose one of the following options:

- Skip remaining income and asset questions. If your financial aid administrator requests this information, you can use Corrections on the Web to answer the additional questions. Select the Continue link below.

Or,

- Do NOT skip remaining income and asset questions. Return to the full form by selecting the Return to Full FAFSA link below.

Select Continue to skip remaining income and asset questions. Select Return to Full FAFSA to complete all FAFSA questions, including the remaining income and asset questions.

CONTINUE RETURN TO FULL FAFSA

NEED HELP?

SAVE VIEW FAFSA SUMMARY EXIT

Site Last Updated: Wednesday, October 11, 2006

Privacy

A Household Size Worksheet



START HERE
GO FURTHER
FEDERAL STUDENT AID

Help Contact Us FAQs Live Help

FAFSA
Free Application for Federal Student Aid

Info About the Student

Student Status

Parents' Info

Student's Finances

Schools to Receive Results

Review FAFSA Info

Saved Pages

Submit Student's FAFSA

Finish

Calculating FAFSA — 2007-2008

Parents' Household Worksheet

The calculated total will be entered on your FAFSA for Question 66.


| | |
|--------------------------------------------------------------------------------------------------------------------------------------------------------------------------------------------------------------------------------------------------------------------------|-------------------------------------------------------------------------------------|
| The student's parent(s), or the student's parent and stepparent, based on their marital status: | 2 |
| The student (even if he or she doesn't live with them): | 1 |
| The student's parent's other children at: | |
| a) The student's parents will provide more than half of their support from July 1, 2007, through June 30, 2008 or | |
| b) These children could answer "No" to every question in Step 3 (Dependency Status): | |
| Other people if they now live with the student's parents, if the student's parents will continue to provide more than half of their support, and the student's parents will continue to provide more than half of their support from July 1, 2007, through June 30, 2008 | |
| Student's parents' number of family members in 2007-2008 (question 66): | This is a display field only. It holds a running calculation of the entered values. |

PREVIOUS NEXT

NEED HELP? SAVE VIEW FAFSA SUMMARY EXIT

Site Last Updated: Wednesday, October 31, 2006

Privacy



START HERE
GO FURTHER
FEDERAL STUDENT AID™

Skip Asset Questions

FAFSA
Free Application for Federal Student Aid

Help Contact Us FAQs Live Help

1 Info About the Student

2 Student Status

3 Parents' Info

4 Student's Finances

5 Schools to Receive Results

6 Review FAFSA Info

7 Signatures

8 Submit Student's FAFSA

9 Finish

Filling Out a FAFSA — 2007-2008

Based on your answers to questions on the FAFSA, you can skip questions about the student's parents' assets, including:

- Current investments.
- Current business and/or investment firms.
- Current balance of cash, savings, and checking account.

Do you want to skip questions about the student's parents' assets?

Note: Some schools may require answers to these questions to determine your eligibility for school aid. However, answering these questions will not affect your eligibility for federal student aid, such as a Federal Pell Grant.

Select

PREVIOUS

NEXT

NEED HELP?

SAVE

VIEW FAFSA SUMMARY

EXIT

Site Last Updated: Wednesday, October 11, 2006

Privacy

Entering Student Income Information



START HERE
GO FURTHER
FEDERAL STUDENT AID™

FAFSA
Free Application for Federal Student Aid

Help Contact Us FAQs Live Help

1 Info About the Student

2 Student Status

3 Parents' Info

4 Student's Finances

5 Schools to Receive Results

6 Review FAFSA Info

7 Signatures

8 Submit Student's FAFSA

9 Finish

Filling Out a FAFSA — 2007-2008

What is the student's (and his/her spouse's) adjusted gross income for 2006 (question 35)?

This information may be on the following forms:

- IRS Form 1040 - line 37;
- 1040A - line 21, or
- 1040EZ - line 4.

If the student has not yet completed his/her 2006 taxes, select the Income Estimator button and answer the questions on the worksheet that is displayed.

How much did the student earn from working (wages, salaries, tips, combat pay, etc.) in 2006 (question 38)?

Answer this question whether or not the student filed a tax return.

This information may be on the following forms:

- 2006 W-2 Forms - box numbers 1 + 6, or
- IRS Form 1040 - lines 7 + 12 + 18 + Box 14 of
- IRS Schedule K-1 (Form 1065);
- 1040A - line 7, or
- 1040EZ - line 1.

Enter whole dollar amounts in this box, and do not use commas.

\$

INCOME ESTIMATOR

Enter whole dollar amounts in this box, and do not use commas.

\$

PREVIOUS

NEXT

NEED HELP?

SAVE

VIEW FAFSA SUMMARY

EXIT

Site Last Updated: Wednesday, October 11, 2006

Privacy



START HERE
GO FURTHER
FEDERAL STUDENT AID™

FAFSA
Free Application for Federal Student Aid

Help Contact Us FAQs Use Help

Info About the Student

Student Status

Parents' Info

Student's Finances

Schools to Receive Results

Review FAFSA Info

Signatures

Submit Student's FAFSA

Finish

filling Out FAFSA - 2007-2008

Worksheet A Report Annual Amounts

If a question does not apply to the student (or his/her spouse), leave it blank or enter zero.

Did the student (and the student's spouse) receive any of the following items in 2006?

Items WVA1 - WVA4 are collectively called Worksheet A. The calculated total will be entered automatically on the FAFSA for Question 40.

| | |
|------------------------------------------------------------------------------------------------------------------------------------------------------------------------------------------------------------|------------------------------------------------------------------------------------------------------------------------------------------|
| WVA1. Earned income credit from the IRS form <input type="checkbox"/> 1040 line 48a <input type="checkbox"/> 1040A line 40a <input type="checkbox"/> 1040EZ line 3a | Enter whole dollar amounts in this box, and do not use commas. \$ <input type="text"/> <input type="text"/> 00 |
| WVA2. Additional child tax credit from IRS Form 1040 line 68 or 1040A line 41. | Enter whole dollar amounts in this box, and do not use commas. \$ <input type="text"/> <input type="text"/> 00 |
| WVA3. Welfare benefits, including Temporary Assistance for Needy Families (TANF). Don't include food stamps or subsidized housing. | Enter whole dollar amounts in this box, and do not use commas. \$ <input type="text"/> <input type="text"/> 00 |
| WVA4. Social Security benefits received for all household members as reported in question 80 that were not taxed (such as SSI). Report benefits paid directly to parents on the Parent Worksheet A. | Enter whole dollar amounts in this box, and do not use commas. \$ <input type="text"/> <input type="text"/> 00 |
| Total of Student's Worksheet A (question 40): Total of questions WVA1 - WVA4 above | This is a display field only. It will be a running calculation of the entered values. \$ <input type="text"/> <input type="text"/> 00 |

PREVIOUS NEXT

FILED RESULTS SAVE VIEW FAFSA HISTORY EXIT

Site Last Updated: Wednesday, October 11, 2006

Privacy

Worksheet A

Searching for College Codes



SEARCH HERE
GO FURTHER
FEDERAL STUDENT AID

Help Contact Us FAQs Use Help

- Info About the Student
- Student Status
- Parents' Info
- Student's Finances
- Schools To Receive Results
- Review FAFSA Info
- Signatures
- Submit Student's FAFSA
- Print

FAFSA
Free Application for Federal Student Aid

Filtering Out FAFSA - 2007-2008

We will search for the Federal School Code using the state where the school is located. Optionally, you may narrow the search by entering a keyword of the city and/or school name. After specifying the search criteria, select **Next** and wait for the search to complete.

| | |
|------------------------------|----------------------------------------------------------------------------------------------------------------------------------------------------------------------------------------------------------------------------------------------------------------------------------------------------------------------------------------------------------------------------------------------------------------------------------------------------------------------------------------------------------------------------------------------------------------|
| State | Select the state where the school is located from the dropdown box. If you are searching for a school outside of the U.S., the U.S. territories, Canada, and Mexico, select Foreign Country from the dropdown box. NOTE: The foreign schools may or may not be able to receive your Student Aid Report (SAR) electronically. Check with the school selected on the FAFSA to see if they will need a paper copy of the SAR. |
| City | If you want to narrow your search, enter the city where the school is located. If you have selected "Foreign Country" as the state, leave this field blank. |
| School Name (keyword) | If you want to narrow your search further, enter a keyword of the school name. The keyword must contain only letters (a-z), numbers (0-9), period (.), ampersand (&), parentheses (), or apostrophe ('). Note: Saint University Mount and a few others are often abbreviated in our database, i.e., "St. Univ." and "mt". Because of these abbreviations, you should use as little as is possible in your search. Keywords must be entered exactly as they are found in our database (or Federal School Code file) in order to find your school. |
| Sort by: | If you leave City and/or School Name blank, or search on words such as "univ" or "university," it is likely to result in a long list of schools. To help you locate the school on the list, select a sorting criterion from the dropdown box. Name |

PREVIOUS NEXT
VIEW FAFSA HISTORY EDIT

Site Last Updated: Wednesday, December 15, 2008

Privacy



START HERE
GO FURTHER
FEDERAL STUDENT AID™

ACG Data Screens

FAFSA

Free Application for Federal Student Aid

[Help](#) [Contact Us](#) [FAQs](#) [Live Help](#)

Filling Out a FAFSA — 2007–2008

Academic Competitiveness Grant

Recent changes in Federal law have created a new student aid grant program called the Academic Competitiveness Grant (ACG). To be eligible for this grant a student must:

- Be a U.S. citizen
- Be eligible for a Federal Pell Grant
- Be a first or second year undergraduate student
- Have completed a rigorous high school program of study after January 1, 2005
- Be enrolled full-time in a two or four year degree program.

[PREVIOUS](#)


[NEXT](#)

[NEED HELP?](#)

[EXIT](#)

Site Last Updated: Wednesday, October 11, 2006

[Privacy](#)



START HERE
GO FURTHER
FEDERAL STUDENT AID™

[Help](#) [Contact Us](#) [FAQs](#) [Live Help](#)

FAFSA

Free Application for Federal Student Aid

Filling out a FAFSA — 2007-2008

ACG Eligibility Data

Based on the information reported on the student's 2007-2008 Free Application for Federal Student Aid (FAFSA), the student may be eligible for an ACG depending upon the type of courses that he or she completed in high school. We will need to ask the student some additional questions.

Did or will the student complete his or her high school program of study after January 1, 2005?

| | |
|--------|---|
| Select | ▼ |
| Select | |
| Yes | |
| No | |

[NEED HELP?](#)

[PREVIOUS](#)

[NEXT](#)

[EXIT](#)

Site Last Updated: Wednesday, October 11, 2006

[Privacy](#)

ACG Data Screens

ACG Data Screens



START HERE
GO FURTHER
FEDERAL STUDENT AID™

FAFSA
Free Application for Federal Student Aid

[Help](#) [Contact Us](#) [FAQs](#) [Live Help](#)

Filling Out a FAFSA — 2007-2008

ACG Eligibility Data

In what state did the student complete his or her high school program of study?

Select Foreign Country (FC) if the student completed high school abroad.

| | |
|----------------------|---|
| Select | ▼ |
| Select | ▲ |
| Alabama | |
| Alaska | |
| American Samoa | |
| Arizona | |
| Arkansas | |
| California | |
| Colorado | |
| Connecticut | |
| Delaware | |
| District of Columbia | ▼ |

PREVIOUS

NBAI

NEED HELP?

EXIT

Site Last Updated: Wednesday, October 11, 2006

[Privacy](#)



START HERE
GO FURTHER
FEDERAL STUDENT AID™

Help Contact Us FAQs Live Help

ACG Data Screens

FAFSA
Free Application for Federal Student Aid

Filling Out a FAFSA — 2007-2008

ACG Eligibility Data

Select the rigorous high school program of study that the student completed.

For more information about each state's rigorous high school programs, select [State Programs](#).

Check one or both (if they apply to the student):

☐ Student's Eligible AP/IB Exam Score.

The student completed two or more Advanced Placement (AP) courses and scored 3 or better on at least two AP exams for the courses completed or:

The student completed two or more International Baccalaureate (IB) courses and scored 4 or better on at least two IB exams for the courses completed.

☐ Student's Eligible High School Coursework.

(Set of courses similar to State Scholars Initiative)

The student completed and passed all of the following high school courses:

- Four years of English
- Three years of math (including Algebra) and a higher level math class such as Algebra II, Geometry, or Data Analysis and Statistics
- Three years of social studies
- Three years of science (including at least one year each of two of the following: Biology, Chemistry, or Physics)
- One year of a language other than English

Be sure to submit this information. We will send this information to the colleges currently listed on the student's FAFSA. The student will also receive a Student Aid Report (SAR).

The financial aid administrator at the student's college will determine if he or she is eligible for an ACG. All follow-up information will come from the financial aid office at the student's college.

NEED HELP?

PREVIOUS


NEXT

EXIT

Site Last Updated: Wednesday, October 11, 2006

Privacy

Copy of the Application Information

**START HERE
GO FURTHER**
FEDERAL STUDENT AID

FAFSA
Free Application for Federal Student Aid

Help | Contact Us | FAQs | Live Help

FAFSA ONLINE 2007-2008

It is important for you to print and retain a final copy of your information for your records. If you printed a FAFSA Summary before passing the final check, some of your information may have changed.
YOU'RE NOT DONE YET! YOU STILL NEED TO SUBMIT YOUR APPLICATION. AFTER YOU PRINT THIS PAGE, SELECT NEXT TO CONTINUE.

[PREVIOUS](#) [PRINT THIS PAGE](#) [VIEW PRINTABLE PAGE](#) [EXIT](#)

COPY OF YOUR 2007-2008 APPLICATION INFORMATION (DO NOT RENE THIS DOCUMENT OR A COPY OF THIS DOCUMENT TO THE U.S. DEPARTMENT OF EDUCATION)

Assumed fields, based on the data you entered, are marked with an "*" (asterisk) sign.

Student ID: 471555555 RA

| | |
|---------------------------------------------------------|---------------------------------|
| City (F001 - 031) | |
| Student's Last Name | RANDOM |
| Student's First Name, Student's Middle Initial | FELIX M |
| Student's Permanent Street Address | HOME |
| Student's Permanent City | IC |
| Student's Permanent State, Student's Permanent Zip Code | IA 50520 |
| Student's Social Security Number | 471-55-5555 |
| Student's Date of Birth | 10/19/1979 |
| Student's Permanent Home Phone Number | |
| Student's Driver's License Number | |
| Student's Driver's License State | |
| Student's E-Mail Address | |
| Student's Citizenship Status | U.S. CITIZEN (OR U.S. NATIONAL) |
| Student's Alien Registration Number | |
| Student's Marital Status | SINGLE, DIVORCED, OR WIDOWED |
| Student's Marital Status Date | |
| Student's State of Legal Residence | IA |
| Was Student a Legal Resident Before January 1, 2002? | |
| Student's Legal Residence Date | |
| Is the Student Male? | NO |

Copy of the Application Information

| | |
|-------------------------------------------------|--|
| Preparer's Social Security Number | |
| Preparer's Employer Identification Number (EIN) | |
| Parents' E-Mail Address | |

| | |
|-----------------------------------------------------------------|---------------------------------------------------------------|
| AEG Eligibility Information | |
| Student Did or Will Complete High School After January 1, 2005? | YES |
| Student's State of High School Program Completion | IA |
| Student's Rigorous HS/State Scholars Program | DEPARTMENT OF DEFENSE EDUCATION ACTIVITY (DODEA) REQUIREMENTS |
| Student's Eligible AP/IB Exam Score | YES |
| Student's Eligible High School Coursework | |

| | |
|-------------------------------|--------------------------|
| Intermediate Worksheet Values | |
| Worksheet A | Student(s) / Parent(s) / |
| Earned Income Credit | / |

Signature Process



START HERE
GO FURTHER
FEDERAL STUDENT AID™

FAFSA
Free Application for Federal Student Aid

Help Contact Us FAQs Live Help

1 Info About the Student

2 Student Status

3 Parents' Info

4 Student's Finances

5 Schools to Receive Results

6 Review FAFSA Info

7 Signatures

8 Submit Student's FAFSA

9 Finish

Filling Out FAFSA — 2007-2008

Step 7 of 9: Keep going until you receive your confirmation page!

You need to sign your application in order for us to process your application. There are three ways you can sign your application.

- **Electronically Sign (recommended)** - Use your Federal Student Aid PIN to electronically sign your FAFSA.
- **Print Signature Page** - Print a signature page, sign, and mail it to us immediately. We cannot process your FAFSA until we receive the signature page. If we do not receive the signature page within 14 days, we will send you a paper SAR to sign and return.
- **Process Now without Signatures** - If you select this option, your application will process and reject due to missing a student signature. You will still need to provide your signature to continue processing your application. You can provide your signature by signing and returning the Student Aid Report (SAR) that you will receive in the mail or the fastest way is, after you receive your Federal Student Aid PIN, return to the FAFSA on the Web home page and select **Sign Electronically with your PIN**. Note: Selecting this option will create a delay in processing your application.

How do you want to provide your signature?

Select

Select

Electronically Sign

Print Signature Page

Process Now without Signature

NEED HELP?


VIEW FAFSA SUMMARY

EXIT

Site Last Updated: Wednesday, October 31, 2006

Privacy

Providing Electronic Signatures



START HERE
GO FURTHER
FEDERAL STUDENT AID

Help | Contact Us | FAQs | Live Help

FAFSA
Free Application for Federal Student Aid

Application PIN: 2007-2008

Step 7 of 8: Keep going until you receive your confirmation page!
The student can sign electronically now or later.

- **Provide Signature Now** - Sign electronically using your Federal Student Aid PIN.
- **Provide Signature Later** - Submit the application now without signatures. After you receive your Federal Student Aid PIN, return to the FAFSA on the Web home page and select **Sign Electronically with your PIN**.

If this student has a Federal Student Aid PIN, please enter the student's PIN that is associated with the following student information. If the student does not have a PIN, leave the PIN blank. Select **Next** to continue.

| | |
|---------------------------------------|----------------------|
| The student's Social Security Number: | 471-56-5555 |
| The student's last name: | RABDOM |
| The student's Date of Birth: | 06/04/97s |
| What is the student's PIN? | <input type="text"/> |

NEED HELP?

PREVIOUS

NEXT

VIEW FAFSA SUMMARY

EXIT

1 Info About the Student

2 Student Status

3 Parents' Info

4 Student's Finances

5 Schools to Receive Results

6 Review FAFSA Info

7 Signatures


8 Submit Student's FAFSA

9 Finish

Site Last Updated: Wednesday, October 11, 2006

Privacy

Final Step Before Submitting the Application

| | |
|----------------------------------------------------------------------------------------------------------------------------------------|-----------------------------------------------------------------------------------------------------------------------------------------------------------------------------------------------|
|  START HERE GO FURTHER FEDERAL STUDENT AID | FAFSA Free Application for Federal Student Aid |
| Reg. Contact Us FAQs Live Help | |
| Info About the Student | FILING INFO FAFSA - 2007-2008 |
| Student Status | Step 8 of 8: Keep going until you receive your confirmation page! |
| Parents' Info | PLEASE READ BEFORE PROCEEDING |
| Student's Finances | If you are the student, by signing this application electronically using your Personal Identification Number (PIN) or by signing a signature page and mailing it to us, you certify that you: |
| Schools to Receive Results | 1. will use federal and/or state student financial aid only to pay the cost of attending an institution of higher education, |
| Renew FAFSA Info | 2. are not in default on a federal student loan or have made satisfactory arrangements to repay it, |
| Signatures | 3. do not owe money back on a federal student grant or have made satisfactory arrangements to repay it, |
| Submit Student's FAFSA | 4. will notify your school if you default on a federal student loan and |
| Finish | 5. will not receive a Federal Pell Grant for more than one school for the same period of time. |

If you are the parent or the student, by signing this application electronically using your Personal Identification Number (PIN) or by signing a signature page and mailing it to us, you agree if asked:

1. to provide information that will verify the accuracy of your completed form
2. to provide U.S. or state income tax forms that you filed or are required to file.

You also certify that you understand that the Secretary of Education has the authority to verify information reported on your application with the Internal Revenue Service and other federal agencies.

If you sign this application or any document related to the federal student aid programs electronically using a Personal Identification Number (PIN), you certify that you are the person identified by the PIN and have not disclosed that PIN to anyone else. If you purposely give false or misleading information, you may be fined \$20,000, sent to prison, or both.

To submit your FAFSA to the U.S. Department of Education, select the **Submit My FAFSA Now** button below.

[PREVIOUS](#) [SUBMIT MY FAFSA NOW](#) [NEXT](#)

[NEED HELP?](#) [VIEW FAFSA SUMMARY](#) [EXIT](#)

Site Last Updated: Wednesday, October 14, 2009



START HERE
GO FURTHER
FEDERAL STUDENT AID

Help Contact Us FAQs Use Help

Confirmation Page

FAFSA
Free Application for Federal Student Aid

FILLING OUT FAFSA - 2007-2008

FAFSA on the Web Submission Confirmation

Congratulations, FELIX! Your FAFSA on the Web application was successfully submitted to the U.S. Department of Education.

Your confirmation number is: **F 471535353 RA 10/11/2006 1055529**

Print and keep this page for your records. If you don't have a printer, write down the COMPLETE confirmation number, date, and time, and keep it for your records. This confirmation number is proof that your FAFSA on the Web application was received by the U.S. Department of Education.

Your estimated Expected Family Contribution (EFC) is: **Z291**

Your estimated EFC is based on the information you provided on this application. It may change depending on your school's verification of information you provided. The EFC is used to determine your eligibility for federal student aid.

For more information about the EFC go to www.studentaid.gov, select "Funding" then "Student Aid Eligibility" and scroll down to "How will I know what I'm eligible for?"

What Happens Now?

A. Your application will be processed within 3 to 4 days. You can check the status of your application by going to www.fafsa.ed.gov and selecting the **Check status of a submitted FAFSA** or **Print a Signature Page** option under **FAFSA Follow-Up**.

B. Receive and review your Student Aid Report (SAR).

If you provided a valid e-mail address, you will receive an e-mail notification with instructions on how to access an online copy of your 2007-2008 SAR. You can also print a copy by selecting the **View and Print Your Student Aid Report** option under the **FAFSA Follow-Up** section of the home page.

If you did not provide an e-mail address, we will mail you a paper 2007-2008 SAR.

C. Enter our address into your e-mail address book.

Some e-mail providers will only deliver messages to your inbox if the sender's address is listed in your address book. Please add our original address to your address book: FederalStudentAid@FAFSA.ed.gov

D. Making corrections to your FAFSA


If you find you've made a mistake after submitting your 2007-2008 application, you will have to wait until after your application has been processed to make corrections. If you have a PIN, you can access and correct your processed FAFSA information on the home page.

If you would like to have your AOC information sent to additional colleges, wait until you receive your SAR. Then go to www.fafsa.ed.gov, select **Make Corrections to a Processed FAFSA**, login with your Federal Student Aid PIN and follow the instructions.

PRINT THIS PAGE PRINT HELP


The 2007-2008 Spanish FAFSA on the Web

Accessing the Spanish FAFSA on the Web



START HERE
GO FURTHER
FEDERAL STUDENT AID

Portada Ayuda en la Web Plazos Solicitudes Registros PIN Ayuda Contactarnos Preguntas Frec. Mapa Sobre nosotros



FAFSA
Solicitud Gratuita de Ayuda Federal para Estudiantes

2

Llenar la FAFSA

Llenar la FAFSA en español

Para recibir ayuda estudiantil federal, hay que llenar la Solicitud Gratuita de Ayuda Federal para Estudiantes (FAFSA) cada año académico.

El sitio FAFSA en la Web permite llenar y presentar la solicitud de ayuda económica de forma electrónica.

Nuevos solicitantes

- Imprima y llene la **Planilla de Información para la Solicitud**
- Indique si desea firmar su solicitud electrónicamente utilizando su número de identificación personal (PIN) de la Oficina de Ayuda Federal para Estudiantes.
- Si usted es alumno dependiente, uno de sus padres tendrá que firmar la solicitud también. Sus padres pueden firmarla electrónicamente utilizando sus propios PINs.

Es fácil obtener un PIN. Los estudiantes y los padres necesitan dirigirse a [www.fafsa.gov](#) para solicitar un PIN.

Nota: El solicitante no recibirá su PIN el mismo día en que lo solicita.

Si usted solicita ayuda económica para el período académico de verano, consulte con su institución educativa sobre cual año se debe elegir para llenar la solicitud.

¿Qué año académico desea seleccionar?

Año académico 2007-2008 (1 de julio del 2007 al 30 de junio del 2008)
Año académico 2006-2007 (1 de julio del 2006 al 30 de junio del 2007)

[Elegir]

SIGUIENTE

Ver la **Planilla de Información para la Solicitud** para el año 2007-2008 (español).
Ver la **Planilla de Información para la Solicitud** para el año 2007-2008 (francés y vietnamita).

Ver la **Planilla de Información para la Solicitud** para el año 2006-2007 (español).
Ver la **Planilla de Información para la Solicitud** para el año 2006-2007 (francés y vietnamita).


¿Necesita Ayuda?

Última Actualización de la página: diciembre 11 de octubre de 2008


FOIA | Confidencialidad | Seguridad | Avisos

WhiteHouse.gov | FAFSA.gov | ED.gov

Spanish Renewal Application



START HERE
GO FURTHER
FEDERAL STUDENT AID



FAFSA
Solicitud Gratuita de Ayuda Federal para Estudiantes

Aplica Apoyo al Usuario Preguntas Frecuentes Ayuda al Usuario en Vivo

¿Cómo se usa el FAFSA? 1-800-4FED-AID

Fin. Awarded
CDS No. 0485-007
App. 5/16 10:51:00

Llenar la FAFSA en español

Para obtener acceso a los datos confidenciales de su FAFSA, usted necesita facilitar la información indicada abajo. Esta información debe coincidir con los datos personales que proporcionó al solicitar su PIN. El PIN sirve como su firma electrónica y le permite acceder a los datos de su solicitud.

No se puede cambiar el número de Seguro Social utilizando el presente formulario. Si el número de Seguro Social que escribió no es el correcto, deberá llenar una solicitud nueva.

Cree una contraseña para que pueda buscar su información en caso de que no termine la solicitud en una sola sesión. No se divide de la contraseña, pues nuestro Servicio al Cliente no tiene acceso a la misma en sus registros.

NOTA: Su sesión terminará después de 30 minutos de inactividad en nuestro sistema. Si termina la sesión, guardaremos toda la información proporcionada hasta ese momento. Usted puede recuperar la información guardada, seleccionando el enlace "Continuar Working en a Saved FAFSA" (Continuar llenando una FAFSA guardada), en la página principal.

Responda a las siguientes preguntas y seleccione **Siguiente**.

| | |
|----------------------------------------------------------------------------------------------------------------------------------------------------------------------------------------------------------------------------------------------------------------------------------------|--|
| ¿Cuál es el número de identificación del estudiante? | |
| El número de Seguro Social del estudiante. Proporcione el número que está impreso en la tarjeta de Seguro Social. Escriba este número en los guiones. Por ejemplo, 9123456789. | |
| Vuelva a proporcionar el número de Seguro Social del estudiante. Proporcione el número del estudiante nuevamente para verificar que está correcto. | |
| El apellido completo del estudiante. | |
| El nombre del estudiante. | |
| La fecha de nacimiento del estudiante. Por favor, proporcione cada fecha en el formato "mes/año/día". Por ejemplo, para el 17 de agosto de 1975, escriba "08/17/75". | |
| Cree una contraseña de 4 a 8 caracteres que sea sensible a letras mayúsculas y minúsculas. Si se invierte su contraseña, no podrá acceder a la FAFSA que haya guardado. En el servicio de Ayuda al Usuario o el Departamento de Educación de EE.UU. para registro de su contraseña. | |
| Verifique la contraseña. | |

¿DESEAN ANTERIOR?

¿SIGUIENTE?

SALIR

Guía de Instrucción de la Página de Inicio, 11 de agosto de 2016

Confidencialidad

The First Page



START HERE
GO FURTHER
FEDERAL STUDENT AID

FAFSA
Solicitud Gratuita de Ayuda Federal para Estudiantes

Ayuda Apoyo al Usuario Preguntas Frecuentes Apoyo al Usuario en Vivo

Información Sobre el Estudiante

- Estadus del Estudiante
- Información Sobre los Padres
- Finanzas del Estudiante
- Escuelas que Recibirán los Recaudados
- Procesos de la FAFSA
- Acabada
- Financas
- Transmisión de la FAFSA del Estudiante
- Fu

Historia FAFSA en español — 2007-2008

Las preguntas que se encuentran a continuación no se presentan en la misma secuencia en que se hallan en la versión impresa de la FAFSA. Para su comodidad, hemos incluido entre parentesis el número de la pregunta correspondiente de la versión impresa.

| | |
|----------------------------------------------------------------------------|---------------------------------------------------------------------------------------------------------------------------------------------------------------------------------------------------------------------------------------------------------------------------------------------------------------------------------------------------------------------------------------------------------------------------|
| Apellido: (Pregunta 1) | 3031001 |
| Nombre: (Pregunta 2) | IFELK |
| Initial del segundo nombre: (Pregunta 3) | |
| Dirección postal habitual (incluya el número de apartamento): (Pregunta 4) | Use solamente letras (A-Z), números (0-9), puntos (.), comas (,), apóstrofos ('), guiones (-), símbolos de número (#), acentos (@), símbolos de porcentaje (%), signos & (&), líneas diagonales (/) o espacios en blanco (). No se permite ningún otro carácter. Utilice abreviaturas, tales como URB (urbanización), APT (apartamento) o Ave (avenida), si la dirección se extiende más allá del espacio proporcionado. |
| Ciudad y país, si no es EE.UU.: (Pregunta 5) | |
| Estado: (Pregunta 6) | Elja |
| Código postal: (Pregunta 7) | |
| Estado de residencia legal del estudiante: (Pregunta 13) | Elja |
| El número de Seguro Social del estudiante: (Pregunta 8) | (No se pueda proporcionar esta información en esta casilla) 461-55-5555 |
| La fecha de nacimiento del estudiante: (Pregunta 9) | Por favor, proporcione esta fecha en el formato "mmddaaaa". Por ejemplo, para el 17 de agosto de 1979, escriba "08/17/1979". 108191379 |

Se permite proporcionar al solicitante de ayuda federal.

The 2007-2008 Corrections on the Web

The Corrections on the Web Shopping Cart



START HERE
GO FURTHER
FEDERAL STUDENT AID

Help Contact Us FAFS Live Help

FAFSA
Free Application for Federal Student Aid

The Corrections

Correction on the Web Shopping Cart

Each FAFSA question and your response are available for corrections except your Social Security Number (SSN).

1. Place a checkmark next to responses that you want to correct.
2. When the questions are displayed, enter new information to change your previous response. A dropdown menu may allow you to delete a response, although some questions are not allowed to be blank.
3. Correction on the Web may ask you to verify a response you provided. You can change your response or select "Data is correct" from the dropdown menu to verify. You can either type in new information or make a selection from a dropdown menu. Do not do both!
4. When you are done correcting the information, you must select the "Next" button at the bottom of the screen to continue the correction process.


For further details, select this link.

Answers that you previously verified are marked with a # (pound) sign.


545-41-0081 DE 03

| Step 1 (of 5) | | |
|--------------------------------------------|-------------|--------------------------|
| 1. Student's Last Name: | DEPENDENT | <input type="checkbox"/> |
| 2. Student's First Name: | CORR | <input type="checkbox"/> |
| 3. Student's Middle Initial: | | <input type="checkbox"/> |
| 4. Student's Permanent Street Address: | ZZZ | <input type="checkbox"/> |
| 5. Student's Permanent City: | ZZZ | <input type="checkbox"/> |
| 6. Student's Permanent State: | AL | <input type="checkbox"/> |
| 7. Student's Permanent Zip Code: | 55555 | <input type="checkbox"/> |
| 8. Student's Social Security Number: | 545-41-0081 | <input type="checkbox"/> |
| 9. Student's Date of Birth: | 01/01/1988 | <input type="checkbox"/> |
| 10. Student's Permanent Home Phone Number: | | <input type="checkbox"/> |
| 11. Student's Driver's License Number: | | <input type="checkbox"/> |
| 12. Student's Driver's License State: | | <input type="checkbox"/> |
| 13. Student's E-Mail Address: | | <input type="checkbox"/> |

Correcting a Response



START HERE
GO FURTHER
FEDERAL STUDENT AID™



FAFSA
Free Application for Federal Student Aid

[Help](#) [Contact Us](#) [FAQs](#) [Live Help](#)

Make Corrections

You may edit or delete your answer to this question or verify that the submitted answer is correct. Please do so and select **Next** once this is complete.

First Name (question 2):

EDIE

Select

Select

Delete the Answer

Data is Correct

PREVIOUS

NEXT

NEED HELP?

SAVE

EXIT

Site Last Updated: Wednesday, October 14, 2009

[Privacy](#)

Additional Features and Screens

Opening a Saved Application



START HERE
GO FURTHER
FEDERAL STUDENT AID

Help Contact Us FAQs Live Help

FAFSA
Free Application for Federal Student Aid

Filling Out the FAFSA — 2007-2008

Open a Saved FAFSA

You must remember your password to retrieve the saved application. This is to protect the information. A PIN is not the same as the password you have to provide. A PIN serves as your electronic signature and provides access to your other application records such as a "Renewal FAFSA", whereas the password will give you access in a saved but not yet submitted application.

NOTE: Without any interaction, your session will expire in 30 minutes. If your session does expire, we will save all of the information you entered. You can restore the saved information by choosing [Continue Working on a Saved FAFSA](#) on the home page. Complete the following questions and select [Next](#).

Enter the Info

What is the student's Social Security Number?

Enter the SSN that is printed on the student's Social Security Card. Enter this number without the dashes. For example, 123456789.

What is the student's full last name?

What is the student's first name?

What is the student's Date of Birth?

Please enter this date in "mm/dd/yyyy" format. For example, 08/17/1975 for August 17, 1975.

What is your Password?

If you forget your password, you cannot retrieve the application you saved. Neither Customer Service nor the U.S. Department of Education has a record of your password.

Form Approved
OMB No. 1845-0047
Rev. Sep. 26/2002

PREVIOUS

NEXT


NEED HELP?

EXIT

Site Last Updated: Wednesday, October 4, 2006

Privacy

Providing an Electronic Signature



FAFSA
Free Application for Federal Student Aid

[Help](#) [Contact Us](#) [FAQs](#)

Electronic Signatures

Electronic Signatures - Student's Signature

This page will confirm your identity as a student signing your own application. We need some personal information and your PIN. If you do not have a PIN, or forgotten it, go to the [PIN page](#).

Complete the following questions and select [Next](#).

| Student's Information | |
|-------------------------------------------------------------------------------------------------------------------------------|----------------------|
| What is your Social Security Number? Please enter this number without the dashes. For example, 123456789 | <input type="text"/> |
| What are the first two (2) letters of your last name? | <input type="text"/> |
| What is your date of birth? Please enter this date in "mmddyyyy" format. For example, 06171975 for August 17, 1975. | <input type="text"/> |
| What is your PIN? I forgot don't force my PIN | <input type="text"/> |

[PREVIOUS](#)

[NEXT](#)


[NEED HELP?](#)

[EXIT](#)

Site Last Updated: Wednesday, October 11, 2006

[Privacy](#)

The Application Status Check



START HERE
GO FURTHER
FEDERAL STUDENT AID™

FAFSA
Free Application for Federal Student Aid

FAFSA Home Student Aid on the Web Application Deadlines PIN Site Help Contact Us FAQs Site Map About Us

1 Before Beginning a FAFSA

2 Filling Out a FAFSA

3 FAFSA Follow-Up

Overview

>> Check status of a submitted FAFSA or Print a Signature page

Make Corrections to a Processed FAFSA

Add or Delete a School Code

View and Print Your Student Aid Report

Apply for a PIN

Forgot Your PIN?

FAFSA Follow-Up FAQs

FAFSA Follow-Up

Check Status

You can check the status of your application at any time, but we recommend you check the status at the following times:

- 3-5 days after submission - if you used a PIN to sign your application
- 7-10 days after submission - if you printed, signed and mailed a signature page.

Helpful Hint: If you printed out the Electronic Filing Instructions when you filed your web application, write down the dates you checked the status.

If you've already checked the status of your processed application and would like to view your application information, select this link. (Note: you must have a Federal Student Aid PIN.)

Select **Next** to continue.

NEXT

NEED HELP?

Site Last Updated: Wednesday, October 11, 2006

FOIA | Privacy | Security | Notices

WhiteHouse.gov | FirstGov.gov | ED.gov

Application Status Check – Application Found



START HERE
GO FURTHER
FEDERAL STUDENT AID

Help Contact Us FAQs

FAFSA
Free Application for Federal Student Aid

Back Status

Correction Found

| Application Status | |
|--------------------|--------------------------------------|
| Application Type: | FAA Corrections on the Web 2007-2008 |
| Date Received: | 01/05/2007 |
| Current Status: | Processed |
| Date Processed: | 01/05/2007 |

If you do not have a PIN, you can receive one electronically within 1-3 days if you provide us with a valid e-mail address. In addition to being used as an electronic signature, a PIN can be used to view your processed application data and results. If you do not have a PIN, we encourage you to [apply for one](#) by selecting this link.

If you have a PIN and want to view your processed data and results, select [Next](#).

You can also access your processed data from the FAFSA on the Web home page by selecting [View and Print Your Student Aid Report](#) under the FAFSA Follow-up section.

For added security, we recommend that you exit your browser completely when you are finished using the FAFSA on the Web site. Select this link for [further details](#). You may also want to consider [clearing your browser's cache](#) and deleting any temporary files.


[NEED HELP?](#)

[EXIT](#)

Site Last Updated: Wednesday, October 11, 2006

[Privacy](#)

The First Page of Student Access



START HERE
GO FURTHER
FEDERAL STUDENT AID™

FAFSA
Free Application for Federal Student Aid

[Help](#) [Contact Us](#) [FAQs](#)

Student Access

Transactions

Below is a list of the 2007-2008 transactions we have processed for you at the U.S. Department of Education as of 10/11/2008. You can select any of the transaction numbers to view the complete details for that transaction.

Your Data Release Number (DRN) is 6522.

Note that any applications or corrections that have been submitted recently will not appear here until they have been processed by the U.S. Department of Education.

| Transaction Number | Processed Date | Expected Family Contribution (EFC) | Transaction Source |
|--------------------|----------------|------------------------------------|----------------------------|
| 01 | 01/06/2007 | 00249 | FAA Corrections on the Web |
| 02 | 01/05/2007 | 00249 | Paper Correction |
| 01 | 01/04/2007 | Not Calculated | Paper FAFSA |

[NEED HELP?](#)

[EXIT](#)

Site Last Updated: Wednesday, October 11, 2008

[Privacy](#)

The Processing Information Page of Student Access



START HERE
GO FURTHER
FEDERAL STUDENT AID™



FAFSA
Free Application for Federal Student Aid

[Help](#) [Contact Us](#) [FAQs](#)

[Transactions](#)

[Processing Information](#)

[Student Information](#)

[Student Income/Assets](#)

[Parent Information](#)

[School Information](#)

[Preparer's Information](#)

[NSLDS](#)

[SAR Comments](#)

[Print Summary](#)

Student Access

Processing Information

Processing Information

Transaction Number: 03

Date Application Completed: 01/06/2007

Application Receipt Date: 01/06/2007

Processed Date: 01/06/2007

Signed By: BOTH

EFC: 00249

[NEED HELP?](#)

[MAKE CORRECTIONS](#)

[EXIT](#)

Site Last Updated: Wednesday, October 14, 2009

[Privacy](#)

The previous screens represent a sample of the pages which will be found within the 2007-2008 FAFSA on the Web website.

The application and correction portions of the live FAFSA on the Web site will be available for applicants to use on Jan. 1, 2007. You may use the FAFSA on the Web Demo site to preview the 2007-2008 application and correction processes beginning
December 3, 2006.

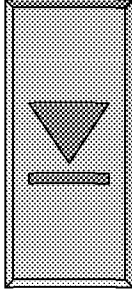
(FAFSA on the Web Demo site information is on the next page)

The FAFSA on the Web Demo Site

- URL
 - <http://fafsademo.test.ed.gov>
- User Name
 - eddemo
- Password
 - fafsatest
- Availability
 - 2006-2007 FAFSA on the Web is available now
 - 2007-2008 FAFSA on the Web will be available beginning December 3, 2006

Thank you for previewing the 2007-2008 FAFSA on the Web website.

Click the button below to
view this presentation again.



Click the button below to
end this presentation.

