

Publication and Access to Gainful Employment Debt Measures and Loan Medians for Disclosures

INTRODUCTION

ED will provide institutions with the GE Debt Measures (Repayment Rate and Debt-to-Earnings Ratios) and Loan Medians for Disclosures (Title IV Loan Median, Private Loan Median, and Institutional Debt Median) for their GE Program(s). Institutions will receive letters identifying the calculated Debt Measures and Loan Medians for Disclosures and will also receive GE Backup Detail Reports (GEDRs) containing program, student, and loan backup data that went into a given program's calculation. The letters and GEDRs will be distributed via the Student Aid Internet Gateway (SAIG), and institutions must sign up within the [SAIG Enrollment website](#) to receive this information.

The Debt Measures and Loan Medians for Disclosures may be viewed within NSLDS at www.nslidsfap.ed.gov. GEDRs are also available by request at this site.

The following sections go into further detail on the communication and publication of the GE Debt Measures and Loan Medians for Disclosures. The letters and GEDRs for each of an institution's Debt Measures and Loan Medians for Disclosures will be delivered separately, but the format will be identical. For instance, a letter and a GEDR will be delivered to an institution for its Debt Measures, and a separate letter and GEDR will be delivered containing information on its Loan Medians for Disclosures.

DISTRIBUTION OF GAINFUL EMPLOYMENT LETTERS AND BACKUP DETAIL REPORTS

NSLDS sends the GE Letters and GEDRs to institutions that have designated their SAIG TG mailbox number within the [SAIG Enrollment website](#). Communications will be provided explaining the process for signing up on the [SAIG Enrollment website](#). NSLDS distributes the GE Letters and GEDRs at the same time. Institutions will receive Debt Measures Letters and GEDRs as well as Loan Medians for Disclosures Letters and GEDRs for each of their programs. The message classes for these are listed below.

- Debt Measures Backup Detail Report – GEBFLEOP
- Debt Measures Letter – GELFLEOP
- Loan Medians for Disclosures Backup Detail Report – GEMDBFOP
- Loan Medians for Disclosures Letter – GEMDLTOP

It is suggested that institutions develop a naming convention when saving the GEDRs and letters so that the files are easily distinguishable.

GAINFUL EMPLOYMENT LETTERS

The GE Letters are intended to inform institutions of the results of their Gainful Employment calculations. The letters are program specific, containing either the Debt Measures or Loan Medians for Disclosures for each of the institution's programs.

The Informational Year Debt Measures Letters provide the result of the calculations, although the Repayment Rate and Debt-to-Earnings Ratios are for informational purposes only. The letters explain whether the institution's programs would have passed, failed, or, if the program contained 30 or fewer students, received a debt measure of 'N/A.' Receiving an 'N/A' for the Informational Year does not exclude the institution from receiving official Debt Measures in 2013, the first year official Debt Measures are available.

The letters providing the Loan Medians for Disclosures are supplied to institutions for inclusion in each GE Program's disclosures made available on the institution's website and in promotional materials. See the section of this GE Manual on Disclosures for more information about the disclosure requirements.

GAINFUL EMPLOYMENT BACKUP DETAIL REPORTS

ED provides comprehensive GEDRs to institutions containing all information used in the GE calculations for each of the institution's programs. The same file layout is used for both the Debt Measures and Loan Medians for Disclosures GEDRs.

As previously mentioned, NSLDS automatically delivers the GEDRs to each institution's SAIG TG mailbox. Institutions may also request the GEDRs, and set pre-defined parameters for those reports, within NSLDS.

REQUESTING GAINFUL EMPLOYMENT BACKUP DETAIL REPORTS

Following the release of the rates, institutions may request GEDRs within NSLDS. An FSA User ID is required to make these requests. Institutions that did not sign up for automatic delivery within the [SAIG Enrollment website](#), can get the same information by requesting the GEDRs on NSLDS. An institution may request a GEDR only for the six-digit OPEID associated with that institution. The steps for requesting GEDRs and retrieving the requested GEDRs are listed below. Screen shots showing the specific report request pages are also provided.

Steps for Requesting an Electronic GEDR from NSLDS:

Step 1: Once rates are available, log on to NSLDS and select the "Report" tab from the main menu at the top of the screen.

Step 2: Scroll down once on the “Report” tab and select the desired GEDR report (Debt Measures by Calculation Year, Debt Measures by Program, Loan Medians for Disclosures by Calculation Year, or Loan Medians for Disclosures by Program).

Step 3: Customize desired parameters for the selected report.

Step 4: Submit and confirm once the desired parameters have been entered, and the selected GEDR will be delivered to the designated SAIG TG mailbox within 48 hours.

Steps for Using EDconnect to Retrieve Electronic GEDRs Requested on NSLDS:

Step 1: Before transmitting within EDconnect to download a GEDR from the SAIG mailbox associated with your FSA User ID, ensure an EDconnect User ID has been established with the same TG number as displayed with your FSA User ID while logged onto the [NSLDS website](#).

Step 2: Log on to EDconnect using the User ID associated with the TG mailbox number of the FSA User ID that made the request for the electronic GEDR.

Step 3: Select “Now” from the Transmission drop down menu.

Step 4: Once EDconnect has finished processing the “Transmission Now” request and successfully connected to SAIG, select “Mailbox Query” from the “New” option on the File drop down menu.

Step 5: EDconnect will provide a list of those files that are available for download. From the list of files available to be downloaded, identify the GEDR that was requested off the [NSLDS website](#). The electronic backup detail reports will be listed and identified using SAIG message classes. The message class for the Debt Measures GEDR is GEBFLEOP; the message class for the Loan Medians for Disclosures GEDR is GEMDBFOP.


Step 6: Place a check mark by clicking the box in the Move to TQ column next to the message class associated with the requested backup detail report.

Step 7: Select “Now” from the Transmission drop down menu. EDconnect will download the file to the designated receive directory. At this point, a user at the institution can locate the received file and rename it prior to processing it within other system(s) at the institution. TIP – Including the download date in the file name while renaming it may be helpful for future reference.

Step 8: Accessing the file: If you have questions about the SAIG mailbox, setting up your SAIG user ID, or downloading files using EDconnect, contact CPS/WAN Technical Support at 1-800-330-5947.

GAINFUL EMPLOYMENT OPERATIONS MANUAL

Debt Measures Backup by Calculation Year – GEDMY1



National Student Loan Data System (NSLDS)

Menu | Aid | Enroll | Org | Report | Tran

Report List | Web Report List

FSA ID: NSL.SCTST11.FSA logged on as: SCTST11 ONLINE SCHOOL TESTING from NORTH SOUTH UNIVERSITY / TGXX011 / SCTST11

[Return to Report List](#) ID: **GEDMY1** Type: Extract Name: GE DEBT MEASURES BKUP BY CALC YR [Go to Report Log](#)

Report Parameters

OPEID (Six-Digit): 067899
Calculation Year: (ex: 2010) (*) for All
File Format: --Select--
Sort By: --Select--
Output Medium: SAIG

Submit


REPORT DESCRIPTION: The GE Debt Measures Backup by Calculation Year Report (GEDMY1) allows School users to request the data that was used to calculate the institution's Gainful Employment (GE) Debt Measures for the specified Calculation Year. Report parameters include Calculation Year and File Format (Single File or Multiple Files). The default asterisk (*) indicates "all" Calculation Years. School users who select this option will receive backup data for the four most recent Calculation Years. Backup data for earlier Calculation Years is not available to end users. School users who select the Single File option will receive backup data for all GE programs calculated for the institution during the designated Calculation Year in a single file. School users who select the Multiple Files option will receive backup data for each calculated GE program for the institution during the designated Calculation Year in separate files. The report output can be sorted by Calculation Year/CIP Code/Credential Level, CIP Code/Credential Level/Calculation Year, or CIP Code/Calculation Year/Credential Level and is only available in extract format. The NSLDS Record Layout for the GE Debt Measures Backup extract file is available in the NSLDS Reference Materials section of the Information for Financial Aid Professionals (IFAP) Web site.

[Home](#) PRIVACY ACT OF 1974 (AS AMENDED)

FOIA | Privacy | Security | Notices

WhiteHouse.gov | USA.gov | ED.gov

Debt Measures Backup by Program – GEDMP1



National Student Loan Data System (NSLDS)

Menu | Aid | Enroll | Org | Report | Tran

Report List | Web Report List

FSA ID: NSL.SCTST11.FSA logged on as: SCTST11 ONLINE SCHOOL TESTING from NORTH SOUTH UNIVERSITY / TGXX011 / SCTST11

[Return to Report List](#) ID: **GEDMP1** Type: Extract Name: GE DEBT MEASURES BKUP BY PROGRAM [Go to Report Log](#)

Report Parameters

OPEID (Six-Digit): 067899
Calculation Year: (ex: 2010) (*) for All
CIP Code: (*) for All
Credential Level: All
Debt Measure: All
Sort By: --Select--
Output Medium: SAIG

Get Programs

Submit


REPORT DESCRIPTION: The GE Debt Measures Backup by Program Report (GEDMP1) provides allows School users to request the data that was used to calculate Gainful Employment (GE) Debt Measures by individual GE program at their institution. Report parameters include the Calculation Year, CIP Code, Credential Level, and Debt Measure (Debt to Earnings Annual, Debt to Earnings Discretionary, and Repayment). The default asterisk (*) indicates "all" for that field selection. Users who select this option will receive backup data for the four most recent Calculation Years. Backup data for earlier Calculation Years is not available to end users. The report output can be sorted by Calculation Year/CIP Code/Credential Level, CIP Code/Credential Level/Calculation Year, or CIP Code/Calculation Year/Credential Level and is only available in extract format. Each program will be sent in a separate file. The NSLDS Record Layout for the GE Debt Measures Backup extract file is available in the NSLDS Reference Materials section of the Information for Financial Aid Professionals (IFAP) Web site. The report will be delivered to the SAIG mailbox (TG number) associated with the FSA User ID that requested the report.


[Home](#) PRIVACY ACT OF 1974 (AS AMENDED)

FOIA | Privacy | Security | Notices

WhiteHouse.gov | USA.gov | ED.gov

Loan Medians for Disclosures Backup by Calculation Year – GELMY1





[Menu](#)
[Aid](#)
[Enroll](#)
[Org](#)
[Report](#)
[Tran](#)

[Report List](#) | [Web Report List](#)

FSA ID: NSL.SCTST11.FSA logged on as: SCTST11 ONLINE SCHOOL TESTING from [NORTH SOUTH UNIVERSITY / TGXX011 / SCTST11](#)

Return to Report List

ID: **GELMY1** Type: Extract
Name: GE LOAN MEDIANS BKUP BY CALC YR RPT


Go to Report Log

Report Parameters

OPEID (Six-Digit): 067899
Calculation Year: (ex: 2010) (*) for All
File Format: --Select--
Sort By: --Select--
Output Medium: SAIG

Submit

REPORT DESCRIPTION: The GE Loan Median Backup by Calculation Year Report (GELMY1) allows School users to request the data that was used to calculate the institution's Loan Medians for Disclosures for the specified Calculation Year. Report parameters include Calculation Year and File Format (Single File or Multiple Files). The default asterisk (*) indicates "all" Calculation Years. Users who select this option will receive backup data for the four most recent Calculation Years. Backup data for earlier Calculation Years is not available to end users. School users who select the Single File option will receive backup data for all GE programs calculated for the institution during the designated Calculation Year in a single file. Users who select the Multiple Files option will receive backup data for each calculated GE program for the institution during the designated Calculation Year in a separate file. The report output can be sorted by Calculation Year/CIP Code/Credential Level, CIP Code/Credential Level/Calculation Year, or CIP Code/Calculation Year/Credential Level and is only available in extract format. The NSLDS Record Layout for the GE Loan Median Backup extract file is available in the NSLDS Reference Materials section of the Information for Financial Aid Professionals (IFAP) Web site. The report will be delivered to the SAIG mailbox (TG number) associated with the FSA User ID that requested the report.





PRIVACY ACT OF 1974 (AS AMENDED)

FOIA | Privacy | Security | Notices

WhiteHouse.gov | USA.gov | ED.gov

Loan Medians for Disclosures Backup by Program – GELMP1





[Menu](#)
[Aid](#)
[Enroll](#)
[Org](#)
[Report](#)
[Tran](#)

[Report List](#) | [Web Report List](#)

FSA ID: NSL.SCTST11.FSA logged on as: SCTST11 ONLINE SCHOOL TESTING from [NORTH SOUTH UNIVERSITY / TGXX011 / SCTST11](#)

Return to Report List

ID: **GELMP1** Type: Extract
Name: GE LOAN MEDIANS BKUP BY PROGRAM RPT

Go to Report Log


Report Parameters

OPEID (Six-Digit): 067899
Calculation Year: (ex: 2010) (*) for All
CIP Code: (*) for All
Credential Level: All
Disclosure: All
Sort By: --Select--
Output Medium: SAIG

Get Programs

Submit

REPORT DESCRIPTION: The GE Loan Medians Backup by Program Report (GELMP1) allows School users to request the data that was used to calculate Gainful Employment (GE) Loan Medians for Disclosure for individual GE programs at their institution. Report parameters include the Calculation Year, CIP Code, Credential Level, and Disclosure (Institutional Debt Median, Private Loan Median, or Title IV Loan Median). The default asterisk (*) indicates "all" for that field selection. Users who select this option will receive backup data for the four most recent Calculation Years. Backup data for earlier Calculation Years is not available to end users. The report output can be sorted by Calculation Year/CIP Code/Credential Level, CIP Code/Credential Level/Calculation Year, or CIP Code/Calculation Year/Credential Level and is only available in extract format. Each program will be sent in a separate file. The NSLDS Record Layout for the GE Loan Medians Backup extract file is available in the NSLDS Reference Materials section of the Information for Financial Aid Professionals (IFAP) Web site. The report will be delivered to the SAIG mailbox (TG number) associated with the FSA User ID that requested the report.



PRIVACY ACT OF 1974 (AS AMENDED)

FOIA | Privacy | Security | Notices

WhiteHouse.gov | USA.gov | ED.gov

CHANGES IN AFFILIATION

An institution experiencing a change in affiliation (e.g., acquiring or merging with another institution) can access the GEDRs of other institution(s) associated with the recently acquired or merged institution.

While a change in affiliation is occurring, the institution whose Gainful Employment Debt Measures or Loan Medians for Disclosures are affected by the change in affiliation may request a GEDR of the acquired institution. The GEDR includes all data for any institutions whose borrowers are included in its Gainful Employment Debt Measures or Loan Medians for Disclosures, as a result of the change in affiliation.

GAINFUL EMPLOYMENT BACKUP DETAIL REPORT ORGANIZATION

The GEDRs organize information so that all applicable details of the calculation are included. The GEDRs are program specific, and the reports will be sent, or “pushed,” to institutions automatically after rates are released. They will also be available for request on NSLDS for each of an institution’s GE Programs. The Debt Measures GEDR and Loan Medians for Disclosures GEDR are presented in the same format, containing the detailed information pertaining to that calculation. NSLDS will automatically push GEDRs for each of a program’s Debt Measures (Repayment Rate and Debt-to-Earnings), as well as one for its Loan Medians for Disclosures. These GEDRs will be accompanied by a letter for a program’s Debt Measures and a letter for a program’s Loan Medians for Disclosures.

Institutions may review, or request (and customize) GEDRs online, and may choose to receive all Debt Measures or Loan Medians for Disclosures for all programs in a calculation year or by specific programs and Debt Measures types.

The GEDRs are fixed-width flat files that contain institutional information, GE Program information, and student-level data for each student reported on in a given program. The GE student-level data contains gainful employment data submitted by institutions, student loan data, and enrollment status.

READING THE GAINFUL EMPLOYMENT DETAIL REPORT FILE LAYOUTS

The GEDR file layouts with descriptions are provided to explain what each of the fields represent and to identify which parts of the backup detail are used for each of the calculations. The Debt Measures GEDRs as well as the Loan Medians for Disclosures GEDRs use the same file layout. Also, the contents of the file that is automatically sent to institutions following the calculation and the contents of the reports available by request on NSLDS are the same.

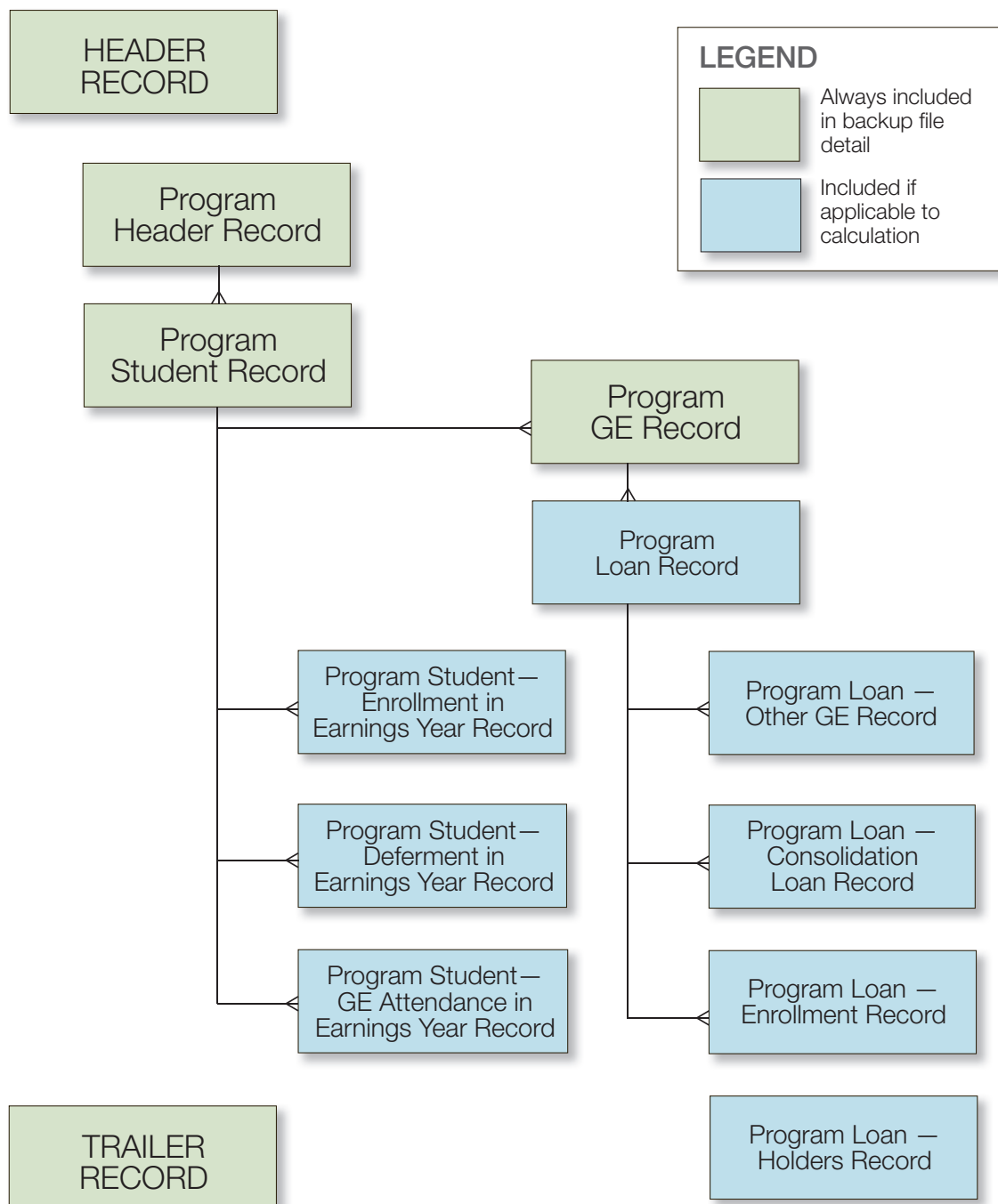
Each record in the GEDR has a length of 350 and is listed below.

- Header Record Layout — This record contains general information about the institution and detail records contained in the file.
- Program Header Record — This record contains GE Program-specific information.
- Program Student Record — This record contains student identifiers for each student in the program.
- Program Gainful Employment Record — This record contains the gainful employment records as reported by the institution.
- Program Loan Record — This record contains loan information for loans associated with gainful employment records.
- Program Loan Other Gainful Employment Record — This record contains information on other gainful employment program records located on NSLDS for students' loans associated with this GE Program.
- Program Loan Consolidation Loan Record — This record contains information on consolidation loans held by students in the GE Program.
- Program Loan Enrollment Record — This record contains information on enrollment in relation to the loan linked to a student's gainful employment measure.
- Program Student Enrollment in Earnings Year Record — This record contains information on the student's enrollment in the earnings year used in the calculation.
- Program Student Deferment in Earnings Year Record — This record contains information on the student's deferment status for the earnings year used in the calculation.
- Program Student GE Attendance in Earnings Year Record — This record contains information for the student's GE Attendance for the particular earnings year used in the calculation.
- Program Loan Holders Record — This record contains information on Loan Holders associated with loans for students in the backup detail file.
- Trailer Record — This record contains general information about the institution and detail records contained in the file.

The following diagram illustrates the layout of the file and is color-coded to show the records in the file that are always included and those that are situational based on aspects of the student or loan associated with the particular GE Program.

The file layouts with descriptions are also color-coded to match the diagram and are intended to assist institutions in rebuilding the calculation(s) using the GEDRs. The fields in the file layouts are marked to indicate in which calculation they were used (Repayment Rate, Debt-to-Earnings Ratios, or Loan Medians for Disclosures).

Gainful Employment Detail Report File Layout Hierarchy



GAINFUL EMPLOYMENT BACKUP DETAIL REPORT RECORD LAYOUT WITH DESCRIPTIONS

Note that the Repayment Rate (R), Debt-to-Earnings Ratio (D), and Loan Medians for Disclosures (L) column indicates that the field has a direct impact on the calculation of that Debt Measure or Loan Median. If the field is blank, then it does not have a direct impact on the calculation and is a supporting field.

HEADER RECORD

Position From	Position To	Field Length	Field Format	Field Name	Field Description
1	6	6	Character	Institution Code (OPEID)	The six-digit OPEID code used to identify the institution
7	31	25	Character	Filler	Filler
32	33	2	Character	Record Type	Indicator used to identify the Header Record Record will be populated with '00'
34	98	65	Character	Institution Name	The name of the Institution
99	106	8	Character	Requesting User	User making GEDR request
107	114	8	Character	Request Date	Date of GEDR request
115	214	100	Character	Request Parameters	Parameters of GEDR request
215	350	136	Character	Filler	Filler

PROGRAM HEADER RECORD

Position From	Position To	Field Length	Field Format	Attribute Name	Field Description	Repayment Rate (R) Debt-to-Earnings (D) Loan Medians (L) **
1	6	6	Character	Institution Code (OPEID)	The six-digit OPEID code used to identify the institution	
7	8	2	Character	Filler	Filler	
9	12	4	Character	Debt Measures Year (DMYR)	The Debt Measures Year is the current federal fiscal year minus one (for example, if the current fiscal year is 2011, the DMYR is 2010)	
13	18	6	Character	CIP Code	Classification of Instructional Program (CIP) code for the educational program for which the Debt Measures (or Loan Medians for Disclosures) were calculated	
19	20	2	Character	Credential Level	Level of degree/certificate/credential for the GE Program Valid Values: 01 - Undergraduate Certificate 02 - Associate's Degree 03 - Bachelor's Degree 04 - Post Baccalaureate Certificate 05 - Master's Degree 06 - Doctoral Degree 07 - First Professional Degree	
21	21	1	Character	Calculation Type	The type of calculation performed Valid Values: 1 - Repayment Rate 2 - Debt-to-Earnings Ratio 3 - Loan Medians for Disclosures	
22	30	9	Numeric	Calculation Line Number	Unique identifier used across all components of the calculation	
31	31	1	Character	Line Revision Indicator	Future Use	

Position From	Position To	Field Length	Field Format	Attribute Name	Field Description	Repayment Rate (R) Debt-to-Earnings (D) Loan Medians (L) **
32	33	2	Character	Record Type	Indicator used to identify the Program Header Field will be populated with '05'	
34	50	17	Character	Filler	Filler	
51	170	120	Character	Program Name	Name of the program designated by the CIP code. The National Center for Education Statistics assigns the names to CIP codes	
171	171	1	Character	Medical or Dental Internship or Residency	Indicator of whether the program includes a medical or dental internship or residency	
172	179	8	Character	Calculation Date	The date the calculation was performed	
180	188	9	Numeric	Borrower Count for 2-Year Period	Count of Borrowers for 2-Year Period	
189	197	9	Numeric	Borrower Count Included in Calculation	Count of the number of borrowers included in the calculation	
198	198	1	Character	Rate Evaluation Period	The period of time for which the rate is based Valid Values: 2 - 2YP 4 - 4YP A - Future Use	R
199	202	4	Character	Rate Evaluation Period Start Year	The year that the rate evaluation period begins	
203	206	4	Character	Rate Evaluation Period End Year	The year that the rate evaluation period ends	
207	217	11	Numeric	Repayment Rate Numerator	The numerator used in the program's Repayment Rate calculation	R

Position From	Position To	Field Length	Field Format	Attribute Name	Field Description	Repayment Rate (R) Debt-to-Earnings (D) Loan Medians (L) **
218	228	11	Numeric	Repayment Rate Denominator	The denominator used in the program's Repayment Rate calculation	R
229	233	5	Numeric	Repayment Rate (Two Decimals)	The program's Repayment Rate using the numerator and denominator shown in the field above, the decimal point is implied For example, 10% would display as 01000 and 100% would display as 10000	R
234	234	1	Character	Repayment Rate Pass/Fail	Indicator of whether the Program's Repayment Rate is a passing or failing rate Valid Values: P – Pass F – Fail	R
235	243	9	Numeric	Debt-To-Earnings Annual Numerator	The numerator used in the program's Annual Debt-to-Earnings calculation	D
244	252	9	Numeric	Debt-To-Earnings Annual Denominator	The denominator used in the program's Annual Debt-to-Earnings calculation	D
253	257	5	Numeric	Debt-To-Earnings Annual Rate (Two Decimals)	The program's Annual Debt-to-Earnings Ratio using the numerator and denominator shown in the fields above, the decimal point is implied For example, 10% would display as 01000 and 100% would display as 10000	D
258	258	1	Character	Debt-To-Earnings Annual Pass/Fail	Indicator of whether the Program's Annual Debt-to-Earnings Ratio is a passing or failing rate Valid Values: P – Pass F – Fail	D

Position From	Position To	Field Length	Field Format	Attribute Name	Field Description	Repayment Rate (R) Debt-to-Earnings (D) Loan Medians (L) **
259	267	9	Numeric	Debt-to-Earnings with Discretionary Income Numerator	The numerator used in the program's Discretionary Debt-to-Earnings calculation	D
268	276	9	Numeric	Debt-to-Earnings with Discretionary Income Denominator	The denominator used in the program's Discretionary Debt-to-Earnings calculation	D
277	281	5	Numeric	Debt-to-Earnings with Discretionary Income Rate (Two Decimals)	The program's Discretionary Debt-to-Earnings Ratio using the numerator and denominator shown in the field above, the decimal point is implied For example, 10% would display as 01000 and 100% would display as 10000	D
282	282	1	Character	Debt-to-Earnings with Discretionary Income Pass/Fail	Indicator of whether the Program's Discretionary Debt-to-Earnings Ratio is a passing or failing rate Valid Values: P- Pass F - Fail	D
283	291	9	Numeric	Median Private Loan Amount	Median Private Loan Amount based on the Private Loan Amounts as reported by the institution for students who completed the program in the most recently completed award year	L
292	300	9	Numeric	Median Institutional Financing Amount	Median Institutional Financing Amount based on the Institutional Financing Amounts as reported by the institution for students who completed the program in the most recently completed award year	L

Position From	Position To	Field Length	Field Format	Attribute Name	Field Description	Repayment Rate (R) Debt-to-Earnings (D) Loan Medians (L) **
301	309	9	Numeric	Median Title IV Loan Amount	Median Title IV Loan Amount based on the loan data reported for students who completed the program in the most recently completed award year as reported to NSLDS by the loan holder	L
310	318	9	Numeric	Median SSA Earnings Amount	Median Earnings amount for this program as determined by the Social Security Administration (SSA)	D
319	327	9	Numeric	Mean SSA Earnings Amount	Mean SSA Earnings amount for this program as determined by the Social Security Administration	D
328	350	23	Character	Filler	Filler	

PROGRAM STUDENT RECORD

Position From	Position To	Field Length	Field Format	Field Name	Field Description	Repayment Rate (R) Debt-to-Earnings (D) Loan Medians (L)
1	6	6	Character	Institution Code (OPEID)	The six-digit OPEID code used to identify the institution	
7	8	2	Character	Filler	Filler	
9	12	4	Character	Debt Measures Year (DMYR)	The Debt Measures Year is the current federal fiscal year minus one (for example, if the current fiscal year is 2011, the DMYR is 2010)	

Position From	Position To	Field Length	Field Format	Field Name	Field Description	Repayment Rate (R) Debt-to-Earnings (D) Loan Medians (L)
13	18	6	Character	CIP Code	Classification of Instructional Program (CIP) code for the educational program for which the Debt Measures (or Loan Medians for Disclosures) were calculated	
19	20	2	Character	Credential Level	Level of degree/certificate/credential for the GE Program Valid Values: 01 - Undergraduate Certificate 02 - Associate's Degree 03 - Bachelor's Degree 04 - Post Baccalaureate Certificate 05 - Master's Degree 06 - Doctoral Degree 07 – First Professional Degree	
21	21	1	Character	Calculation Type	The type of calculation performed Valid Values: 1 - Repayment Rate 2 - Debt-to-Earnings Ratio 3 - Loan Medians for Disclosures	
22	30	9	Numeric	Calculation Line Number	Unique identifier used across all components of the calculation	
31	31	1	Character	Line Revision Indicator	Future Use	
32	33	2	Character	Record Type	Indicator used to identify the Program Student Record Field will be populated with '10'	
34	38	5	Character	Student ID	Unique alpha numeric field used to identify a specific student in a specific program's calculation	
39	50	12	Character	Filler	Filler	

Position From	Position To	Field Length	Field Format	Field Name	Field Description	Repayment Rate (R) Debt-to-Earnings (D) Loan Medians (L)
51	51	1	Character	Qualifies for 2-year Evaluation Period	Indicator used to identify whether the student qualifies to be included in the 2-year evaluation period Valid Values: Y – Qualifies for 2YP N – Does not qualify for 2YP	
52	60	9	Character	Student Social Security Number	The student's Social Security Number as reported by the institution	
61	95	35	Character	Student First Name	Student's first name as reported by the institution	
96	130	35	Character	Student Middle Initial	Student's middle initial as reported by the institution	
131	165	35	Character	Student Last Name	Student's last name as reported by the institution	
166	173	8	Character	Student Date of Birth	Student's date of birth as reported by the institution	
174	174	1	Character	Excluded from Rate Indicator	Indicator used to note that an exclusion applies to this student's record Valid Values: Y – exclusion applies N – exclusion does not apply	D
175	175	1	Character	Excluded - In School Indicator	Indicator used to note that the student was excluded from the calculation due to being enrolled at an institution according to NSLDS Valid Values: Y – excluded N – not excluded	D

Position From	Position To	Field Length	Field Format	Field Name	Field Description	Repayment Rate (R) Debt-to-Earnings (D) Loan Medians (L)
176	176	1	Character	Excluded - In Military Indicator	Indicator used to note that the student was excluded from the calculation due to receiving a military-related deferment according to NSLDS Valid Values: Y – excluded N – not excluded	D
177	177	1	Character	Excluded - Death or Disabled Indicator	Indicator used to note that the student was excluded from the calculation due to receiving a loan discharge due to death or disability according to NSLDS Valid Values: Y – excluded N – not excluded	D
178	178	1	Character	Excluded - Completed Higher Credential Program	Indicator used to note that the student was excluded from the calculation due to having completed a higher credentialed program following the completion of the lower credentialed program noted in this file Valid Values: Y – excluded N – not excluded	D
179	179	1	Character	Excluded - SSA match limit	Exclusion indicator noting the SSA match limit Valid Values: Y – excluded N – not excluded	D
180	189	10	Character	Filler	Filler	
190	190	1	Character	Default Flag	Flag noting that the student has defaulted on one or more of their loans	R
191	199	9	Numeric	Repayment Numerator OOPB	Original Outstanding Principal Balance (OOPB) for the student's loans used in the Repayment Rate Numerator	R

Position From	Position To	Field Length	Field Format	Field Name	Field Description	Repayment Rate (R) Debt-to-Earnings (D) Loan Medians (L)
200	208	9	Numeric	Repayment Denominator OOPB	Original Outstanding Principal Balance (OOPB) for the student's loans used in the Repayment Rate Denominator	R
209	217	9	Numeric	Debt Amount	The student's total debt amount used in the Debt-to-Earnings calculation	D
218	226	9	Numeric	Private Loan Amount	The student's Private Loan amount as reported by the institution	L
227	235	9	Numeric	Institutional Financing Amount	The student's Institutional Financing amount as reported by the institution	L
236	244	9	Numeric	Title IV Loan Amount	The student's Title IV Loan amount as calculated by NSLDS	L
245	350	106	Character	Filler	Filler	

PROGRAM GE RECORD

Position From	Position To	Field Length	Field Format	Field Name	Field Description	Repayment Rate (R) Debt-to-Earnings (D) Loan Medians (L)
1	6	6	Character	Institution Code (OPEID)	The six-digit OPEID code used to identify the institution	
7	8	2	Character	Filler	Filler	

Position From	Position To	Field Length	Field Format	Field Name	Field Description	Repayment Rate (R) Debt-to-Earnings (D) Loan Medians (L)
9	12	4	Character	Debt Measures Year (DMYR)	The Debt Measures Year is the current federal fiscal year minus one (for example, if the current fiscal year is 2011, the DMYR is 2010)	
13	18	6	Character	CIP Code	Classification of Instructional Program (CIP) code for the educational program for which the Debt Measures (or Loan Medians for Disclosures) were calculated	
19	20	2	Character	Credential Level	Level of degree/certificate/credential for the GE Program Valid Values: 01 - Undergraduate Certificate 02 - Associate's Degree 03 - Bachelor's Degree 04 - Post Baccalaureate Certificate 05 - Master's Degree 06 - Doctoral Degree 07 - First Professional Degree	
21	21	1	Character	Calculation Type	The type of calculation performed Valid Values: 1 - Repayment Rate 2 - Debt-to-Earnings Ratio 3 - Loan Medians for Disclosures	
22	30	9	Numeric	Calculation Line Number	Unique identifier used across all components of the calculation	
31	31	1	Character	Line Revision Indicator	Future Use	
32	33	2	Character	Record Type	Indicator used to identify the Program GE Record Field will be populated with '15'	

Position From	Position To	Field Length	Field Format	Field Name	Field Description	Repayment Rate (R) Debt-to-Earnings (D) Loan Medians (L)
34	38	5	Character	Student ID	Unique alpha numeric field used to identify a specific student in a specific program's calculation	
39	43	5	Character	GE Record ID	Unique alpha numeric field used to identify a specific program's calculation	
44	50	7	Character	Filler	Filler	
51	56	6	Character	GE Record Institution Code (OPEID)	The Institution Code or OPEID associated with the GE Record	
57	64	8	Character	Award Year	The Award Year provided in the GE Record	
65	72	8	Character	Program Attendance Begin Date	The Program Attendance Begin Date provided in the GE Record	
73	80	8	Character	Program Attendance Begin Date in Award Year	The Program Attendance Begin Date in Award Year provided in the GE Record	
81	88	8	Character	Program Attendance End Date	The Program Attendance End Date provided in the GE Record	
89	89	1	Character	Program Attendance Status	Indicator of the Program Attendance status provided in the GE Record Valid Values: C – Completed W – Withdrawn E - Enrolled	
90	95	6	Numeric	Private Loan Amount	The Private Loan Amount provided in the GE Record	
96	101	6	Numeric	Institutional Financing Amount	The Institutional Financing Amount provided in the GE Record	

Position From	Position To	Field Length	Field Format	Field Name	Field Description	Repayment Rate (R) Debt-to-Earnings (D) Loan Medians (L)
102	110	9	Numeric	Title IV Loan Amount	The Title IV Loan Amount provided in the GE Record	
111	116	6	Numeric	Tuition and Fees Amount	The Tuition and Fees Amount provided in the GE Record	
117	117	1	Character	Debt Amount Source Indicator	Indicator noting the debt amount for the student Valid Values: 1 – If Debt came from sum of Private, Institutional Debt, and Title IV Loan Amounts 2 – If Debt came from Tuition and Fees Amount	D
118	126	9	Numeric	Debt Amount	The Debt Amount for a GE Record is the lower of: Private Loan Amount + Institutional Debt Amount + Title IV Loans or the Tuition and Fees (if reported by the institution)	D
127	132	6	Character	Reported under CIP	The Classification of Instructional Program (CIP) code reported in the GE Record	D
133	134	2	Character	Reported under Credential Level	The Credential Level reported in the GE Record	D
135	350	216	Character	Filler	Filler	

PROGRAM LOAN RECORD

Position From	Position To	Field Length	Field Format	Field Name	Field Description	Repayment Rate (R) Debt-to-Earnings (D) Loan Medians (L)
1	6	6	Character	Institution Code (OPEID)	The six-digit OPEID code used to identify the institution	
7	8	2	Character	Filler	Filler	
9	12	4	Character	Debt Measures Year (DMYR)	The Debt Measures Year is the current federal fiscal year minus one (for example, if the current fiscal year is 2011, the DMYR is 2010)	
13	18	6	Character	CIP Code	Classification of Instructional Program (CIP) code for the educational program for which the Debt Measures (or Loan Medians for Disclosures) were calculated	
19	20	2	Character	Credential Level	Level of degree/certificate/credential for the GE Program Valid Values: 01 - Undergraduate Certificate 02 - Associate's Degree 03 - Bachelor's Degree 04 - Post Baccalaureate Certificate 05 - Master's Degree 06 - Doctoral Degree 07 - First Professional Degree	
21	21	1	Character	Calculation Type	The type of calculation performed Valid Values: 1 - Repayment Rate 2 - Debt-to-Earnings Ratio 3 - Loan Medians for Disclosures	
22	30	9	Numeric	Calculation Line Number	Unique identifier used across all components of the calculation	

Position From	Position To	Field Length	Field Format	Field Name	Field Description	Repayment Rate (R) Debt-to-Earnings (D) Loan Medians (L)
31	31	1	Character	Line Revision Indicator	Future Use	
32	33	2	Character	Record Type	Indicator used to identify the Program Loan Record Field will be populated with '20'	
34	38	5	Character	Student ID	Unique alpha numeric field used to identify a specific student in a specific program's calculation	
39	43	5	Character	GE Record ID	Unique alpha numeric field used to identify a specific program's calculation	
44	48	5	Character	Loan ID	Unique alpha numeric field used to identify a specific loan record in a specific program's calculation	
49	50	2	Character	Filler	Filler	
51	56	6	Character	Loan School Code	The school code of the institution for the loan associated with the GE Record	
57	58	2	Character	Loan School Branch Code	The school branch code of the institution for the loan associated with the GE Record	
59	66	8	Character	Loan Date	The loan date of the loan associated with the GE Record	
67	68	2	Character	Loan Type	The loan type of the loan associated with the GE Record	

Position From	Position To	Field Length	Field Format	Field Name	Field Description	Repayment Rate (R) Debt-to-Earnings (D) Loan Medians (L)
69	69	1	Character	Indicator of Separate Loan	Indicator noting that loans on NSLDS have the same loan date, type, and amount at the same school Valid Values: A-Z	
70	77	8	Character	Loan Period Begin Date	Loan period begin date of the loan associated with the GE Record	
78	85	8	Character	Loan Period End Date	Loan period end date of the loan associated with the GE Record	
86	89	4	Numeric	Loan Period Days	Number of days in the loan period for the loan associated with the GE Record	
90	90	1	Character	Enrollment Gap Adjustment Indicator	Indicator noting a gap in enrollment during the loan period Valid Values: Y – Yes N – No	
91	95	5	Character	Filler	Filler	
96	99	4	Numeric	Adjusted Loan Period Days	Adjusted loan period days for loans	
100	100	1	Character	Overlapping Program Indicator	Indicator noting that programs overlap in the loan period Valid Values: Y – Yes N – No	
101	101	1	Character	Last Program For Loan Period Adjustment Indicator	Indicator noting the last program in the loan period Valid Values: Y – Yes N – No	

Position From	Position To	Field Length	Field Format	Field Name	Field Description	Repayment Rate (R) Debt-to-Earnings (D) Loan Medians (L)
102	102	1	Character	Split Of Small Gap Loan Period Adjustment Indicator	Indicator noting that a small gap between programs exists in the loan period Valid Values: Y – Yes N – No	
103	107	5	Character	Filler	Filler	
108	113	6	Numeric	Loan Period Days Attributed To Program (Two Decimals)	The amount of days in the loan period attributed to a program after attribution and adjustment rules are applied; decimals are implied	
114	121	8	Character	Date Entered Repayment	The Date the loan entered repayment	
122	127	6	Numeric	Loan OOPB	The Original Outstanding Principal Balance (OOPB) for the Loan	R
128	133	6	Numeric	Loan OOPB Attributed To Program	The amount of the Loan OOPB attributed to the GE Program	R
134	139	6	Numeric	OPB beginning of DMYP	The Outstanding Principal Balance (OPB) at the beginning of the Debt Measures Year (DMYP)	R
140	145	6	Numeric	OIB beginning of DMYP	The Outstanding Interest Balance (OIB) at the beginning of the DMYP	R
146	151	6	Numeric	OPB ending of DMYP	The OPB at the end of the DMYP	R
152	157	6	Numeric	OIB ending of DMYP	The OIB at the end of the DMYP	R
158	158	1	Character	Repayment Progress Indicator	Indicator noting whether the student has made progress on repaying their loans Valid Values: Y – Yes N – No	R

Position From	Position To	Field Length	Field Format	Field Name	Field Description	Repayment Rate (R) Debt-to-Earnings (D) Loan Medians (L)
159	159	1	Character	Default Indicator	Indicator noting whether the student has defaulted on their loans Valid Values: Y – Yes N – No	R
160	161	2	Character	Default Status Code	Status code of the defaulted loan	R
162	169	8	Character	Default Status Date	Date of the defaulted status for the loan	R
170	170	1	Character	Paid through Consolidation Indicator	Indicator noting that the loan has been paid through a Consolidation Loan Valid Values: Y – Yes N – No	R
171	178	8	Character	Paid through Consolidation Date	Date of when the loan was paid through a Consolidation Loan	R
179	184	6	Numeric	OPB at Consolidation	OPB at the time of consolidation	R
185	190	6	Numeric	OIB at Consolidation	OIB at the time of consolidation	R
191	196	6	Numeric	Loan Amount	Amount of the loan – guaranteed amount for FFEL and total amount disbursed for Direct Loans	D, R
197	202	6	Numeric	Loan Cancellation Amount	Amount of the loan which was cancelled	D, R
203	208	6	Numeric	Loan Refund Amount	Amount of the loan which was refunded to the lender	D, R
209	214	6	Numeric	Loan Debt	Amount of Loan Debt	D
215	220	6	Numeric	Loan Debt Attributed To Program	Amount of Loan Debt attributed to the GE Program	D

Position From	Position To	Field Length	Field Format	Field Name	Field Description	Repayment Rate (R) Debt-to-Earnings (D) Loan Medians (L)
221	222	2	Character	Excluded - Deferment Type	Deferment type for the loan which was excluded from the calculation Valid Values are deferment types	R
223	230	8	Character	Excluded - Deferment Start Date	Deferment start date of the loan which was excluded from the calculation	R
231	232	2	Character	Excluded - Loan Status	Loan status of the loan which was excluded from the calculation Valid Values are loan status types	R
233	240	8	Character	Excluded - Loan Status Date	Loan status date of the loan which was excluded from the calculation	R
241	241	1	Character	Excluded - Disability Assigned to ED	Indicator used to note that the loan was excluded based on disability assignment to ED Valid Values: Y – Excluded N – Not excluded	R
242	261	20	Character	Filler	Filler	
262	267	6	Character	Current Lender Servicer Code	The code of the Current Lender Servicer of the loan	
268	273	6	Character	Current Lender Code	The code of the Current Lender for the loan	
274	276	3	Character	Current GA/ED Servicer Code	The code of the Current GA/ED Servicer of the loan	
277	297	21	Character	Data Provider External ID/Award ID	ID associated with Data Provider to identify information within their own system	

Position From	Position To	Field Length	Field Format	Field Name	Field Description	Repayment Rate (R) Debt-to-Earnings (D) Loan Medians (L)
298	350	53	Character	Filler	Filler	

PROGRAM LOAN – OTHER GE RECORD

Position From	Position To	Field Length	Field Format	Field Name	Field Description	Repayment Rate (R) Debt-to-Earnings (D) Loan Medians (L)
1	6	6	Character	Institution Code (OPEID)	The six-digit OPEID code used to identify the institution	
7	8	2	Character	Filler	Filler	
9	12	4	Character	Debt Measures Year (DMYR)	The Debt Measures Year is the current federal fiscal year minus one (for example, if the current fiscal year is 2011, the DMYR is 2010)	
13	18	6	Character	CIP Code	Classification of Instructional Program (CIP) code for the educational program for which the Debt Measures (or Loan Medians for Disclosures) were calculated	
19	20	2	Character	Credential Level	Level of degree/certificate/credential for the GE Program Valid Values: 01 - Undergraduate Certificate 02 - Associate's Degree 03 - Bachelor's Degree 04 - Post Baccalaureate Certificate 05 - Master's Degree 06 - Doctoral Degree 07 – First Professional Degree	

Position From	Position To	Field Length	Field Format	Field Name	Field Description	Repayment Rate (R) Debt-to-Earnings (D) Loan Medians (L)
21	21	1	Character	Calculation Type	The type of calculation performed Valid Values: 1 - Repayment Rate 2 - Debt-to-Earnings Ratio 3 - Loan Medians for Disclosures	
22	30	9	Numeric	Calculation Line Number	Unique identifier used across all components of the calculation	
31	31	1	Character	Line Revision Indicator	Future Use	
32	33	2	Character	Record Type	Indicator used to identify the Program Loan – Other GE Record Field will be populated with ‘25’	
34	38	5	Character	Student ID	Unique alpha numeric field used to identify a specific student in a specific program’s calculation	
39	43	5	Character	GE Record ID	Unique alpha numeric field used to identify a specific program’s calculation	
44	48	5	Character	Loan ID	Unique alpha numeric field used to identify a specific loan record in a specific program’s calculation	
49	49	1	Character	Loan Record Support Type - Other CIP	Indicator identifying CIP code for another GE Record that overlapped this Loan Record Valid Value: A	
50	50	1	Character	Loan Record Support - Other CIP ID	Indicator Identifying the CIP code identifier number of the other GE Program (there could be more than one)	

Position From	Position To	Field Length	Field Format	Field Name	Field Description	Repayment Rate (R) Debt-to-Earnings (D) Loan Medians (L)
51	56	6	Character	CIP of Other Program	The CIP code of the other GE Program	
57	58	2	Character	Credential Level of Other Program	The Credential Level of the other GE Program	
59	66	8	Character	Program Attendance Begin Date of Other Program	The Program Attendance Begin Date of the other GE Program	
67	74	8	Character	Program Attendance End Date of Other Program	The Program Attendance End Date of the other GE Program	
75	350	276	Character	Filler	Filler	

PROGRAM LOAN – CONSOLIDATION LOAN RECORD

Position From	Position To	Field Length	Field Format	Field Name	Field Description	Repayment Rate (R) Debt-to-Earnings (D) Loan Medians (L)
1	6	6	Character	Institution Code (OPEID)	The six-digit OPEID code used to identify the institution	
7	8	2	Character	Filler	Filler	
9	12	4	Character	Debt Measures Year (DMYR)	The Debt Measures Year is the current federal fiscal year minus one (for example, if the current fiscal year is 2011, the DMYR is 2010)	

Position From	Position To	Field Length	Field Format	Field Name	Field Description	Repayment Rate (R) Debt-to-Earnings (D) Loan Medians (L)
13	18	6	Character	CIP Code	Classification of Instructional Program (CIP) code for the educational program for which the Debt Measures (or Loan Medians for Disclosures) were calculated	
19	20	2	Character	Credential Level	Level of degree/certificate/credential for the GE Program Valid Values: 01 - Undergraduate Certificate 02 - Associate's Degree 03 - Bachelor's Degree 04 - Post Baccalaureate Certificate 05 - Master's Degree 06 - Doctoral Degree 07 – First Professional Degree	
21	21	1	Character	Calculation Type	The type of calculation performed Valid Values: 1 - Repayment Rate 2 - Debt-to-Earnings Ratio 3 - Loan Medians for Disclosures	R
22	30	9	Numeric	Calculation Line Number	Unique identifier used across all components of the calculation	
31	31	1	Character	Line Revision Indicator	Future Use	
32	33	2	Character	Record Type	Indicator used to identify the Consolidation Loan Record Field will be populated with '30'	
34	38	5	Character	Student ID	Unique alpha numeric field used to identify a specific student in a specific program's calculation	

Position From	Position To	Field Length	Field Format	Field Name	Field Description	Repayment Rate (R) Debt-to-Earnings (D) Loan Medians (L)
39	43	5	Character	GE Record ID	Unique alpha numeric field used to identify a specific program's calculation	
44	48	5	Character	Loan ID	Unique alpha numeric field used to identify a specific loan record in a specific program's calculation	
49	49	1	Character	Loan Record Support Type - Consolidation	Indicator that a Consolidation Loan is associated with the GE record Valid Value: B	
50	50	1	Character	Loan Record Support - Consolidation Level	Consolidation Level of the Consolidation Loan Valid Values: 1, 2, 3, 4, 5	
51	58	8	Character	Loan Date	The Loan Date of the Consolidation Loan	
59	60	2	Character	Loan Type	The Loan Type of the Consolidation Loan	
61	66	6	Numeric	Total Disbursement	The total disbursement of the consolidation loan	
67	67	1	Character	Indicator of Separate Loan	Indicator noting that loans on NSLDS have the same loan date, type, and amount at the same school Valid Values: A-Z	R
68	73	6	Numeric	OPB beginning of DMYR	OPB at the beginning of the DMYR	R
74	79	6	Numeric	OIB beginning of DMYR	OIB at the beginning of the DMYR	R

Position From	Position To	Field Length	Field Format	Field Name	Field Description	Repayment Rate (R) Debt-to-Earnings (D) Loan Medians (L)
80	85	6	Numeric	OPB ending of DMYR	OPB at the end of the DMYR	R
86	91	6	Numeric	OIB ending of DMYR	OIB at the end of the DMYR	R
92	92	1	Character	Default Indicator	Indicator noting that the loan defaulted Valid Values: Y – Yes N – No	R
93	94	2	Character	Default Status Code	The code of the Default Status of the loan	
95	102	8	Character	Default Status Date	Date of default for loan	
103	103	1	Character	Paid Through Consolidation Indicator	Indicator that the loan was paid through Consolidation Valid Values: Y – Yes N – No	R
104	111	8	Character	Paid Through Consolidation Date	Date the loan was paid through Consolidation	R
112	117	6	Numeric	OPB at Consolidation	OPB at the time of the Consolidation	R
118	123	6	Numeric	OIB at Consolidation	OIB at the time of the Consolidation	R
124	129	6	Character	Current Lender Servicer	Current Lender Servicer Code for the Consolidation Loan	
130	135	6	Character	Current Lender	Current Lender Code for the Consolidation Loan	
136	138	3	Character	Current GA/ED Servicer	Current GA or ED Servicer Code of the Consolidation Loan	

Position From	Position To	Field Length	Field Format	Field Name	Field Description	Repayment Rate (R) Debt-to-Earnings (D) Loan Medians (L)
139	159	21	Character	Data Provider External ID/Award ID	ID associated with Data Provider to identify information within their own system	
160	350	191	Character	Filler	Filler	

PROGRAM LOAN ENROLLMENT RECORD

Position From	Position To	Field Length	Field Format	Field Name	Field Description	Repayment Rate (R) Debt-to-Earnings (D) Loan Medians (L)
1	6	6	Character	Institution Code (OPEID)	The six-digit OPEID code used to identify the institution	
7	8	2	Character	Filler	Filler	
9	12	4	Character	DMYR	The Debt Measures Year is the current federal fiscal year minus one (for example, if the current fiscal year is 2011, the DMYR is 2010)	
13	18	6	Character	CIP Code	Classification of Instructional Program (CIP) code for the educational program for which the Debt Measures (or Loan Medians for Disclosures) were calculated	
19	20	2	Character	Credential Level	Level of degree/certificate/credential for the GE Program Valid Values: 01 - Undergraduate Certificate 02 - Associate's Degree 03 - Bachelor's Degree 04 - Post Baccalaureate Certificate 05 - Master's Degree 06 - Doctoral Degree	

Position From	Position To	Field Length	Field Format	Field Name	Field Description	Repayment Rate (R) Debt-to-Earnings (D) Loan Medians (L)
					07 – First Professional Degree	
21	21	1	Character	Calculation Type	The type of calculation performed Valid Values: 1 - Repayment Rate 2 - Debt-to-Earnings Ratio 3 - Loan Medians for Disclosures	
22	30	9	Numeric	Calculation Line Number	Unique identifier used across all components of the calculation	
31	31	1	Character	Line Revision Indicator	Future Use	
32	33	2	Character	Record Type	Indicator used to identify the Program Loan Enrollment Record Field will be populated with '35'	
34	38	5	Character	Student ID	Unique alpha numeric field used to identify a specific student in a specific program's calculation	
39	43	5	Character	GE Record ID	Unique alpha numeric field used to identify a specific program's calculation	
44	48	5	Character	Loan ID	Unique alpha numeric field used to identify a specific loan record in a specific program's calculation	
49	49	1	Character	Loan Record Support Type - Enrollment	Indicator that a Consolidation Loan is associated with the GE record Valid Value: C	
50	50	1	Character	Loan Record Support -	The Enrollment ID associated with the Loan	

Position From	Position To	Field Length	Field Format	Field Name	Field Description	Repayment Rate (R) Debt-to-Earnings (D) Loan Medians (L)
				Enrollment ID	Valid Values: 1, 2, 3, 4, 5	
51	52	2	Character	Enrollment Status	The enrollment status of the student Valid Values: Enrollment Status codes	
53	60	8	Character	Enrollment Status Date	The enrollment status date of the student	
61	68	8	Character	Enrollment Certification Date	The enrollment certification date of the student	
69	350	282	Character	Filler	Filler	

PROGRAM STUDENT ENROLLMENT IN EARNINGS YEAR RECORD

Position From	Position To	Field Length	Field Format	Field Name	Field Description	Repayment Rate (R) Debt-to-Earnings (D) Loan Medians (L)
1	6	6	Character	Institution Code (OPEID)	The six-digit OPEID code used to identify the institution	
7	8	2	Character	Filler	Filler	
9	12	4	Character	Debt Measures Year (DMYR)	The Debt Measures Year is the current federal fiscal year minus one (for example, if the current fiscal year is 2011, the DMYR is 2010)	
13	18	6	Character	CIP Code	Classification of Instructional Program (CIP) code for the educational program for which the Debt Measures (or Loan Medians for	

Position From	Position To	Field Length	Field Format	Field Name	Field Description	Repayment Rate (R) Debt-to-Earnings (D) Loan Medians (L)
					Disclosures) were calculated	
19	20	2	Character	Credential Level	Level of degree/certificate/credential for the GE Program Valid Values: 01 - Undergraduate Certificate 02 - Associate's Degree 03 - Bachelor's Degree 04 - Post Baccalaureate Certificate 05 - Master's Degree 06 - Doctoral Degree 07 – First Professional Degree	
21	21	1	Character	Calculation Type	The type of calculation performed Valid Values: 1 - Repayment Rate 2 - Debt-to-Earnings Ratio 3 - Loan Medians for Disclosures	D
22	30	9	Numeric	Calculation Line Number	Unique identifier used across all components of the calculation	
31	31	1	Character	Line Revision Indicator	Future Use	
32	33	2	Character	Record Type	Indicator used to identify the Program Student Enrollment in Earnings Year Record Field will be populated with '40'	
34	38	5	Character	Student ID	Unique alpha numeric field used to identify a specific student in a specific program's calculation	
39	50	12	Character	Filler	Filler	
51	58	8	Character	In-School OPEID	The OPEID of the institution in which the	

Position From	Position To	Field Length	Field Format	Field Name	Field Description	Repayment Rate (R) Debt-to-Earnings (D) Loan Medians (L)
					student was enrolled during the earnings year	
59	123	65	Character	In-School School Name	The name of the institution in which the student was enrolled during the earnings year	
124	125	2	Character	Filler	Filler	
126	127	2	Character	Enrollment Status	The enrollment status of the student during the earnings year	D
128	135	8	Character	Enrollment Status Date	The enrollment status date of the student during the earnings year	D
136	143	8	Character	Enrollment Certification Date	The enrollment certification date of the student during the earnings year	D
144	350	207	Character	Filler	Filler	

PROGRAM STUDENT DEFERMENT IN EARNINGS YEAR RECORD

Position From	Position To	Field Length	Field Format	Field Name	Field Description	Repayment Rate (R) Debt-to-Earnings (D) Loan Medians (L)
1	6	6	Character	Institution Code (OPEID)	The six-digit OPEID code used to identify the institution	
7	8	2	Character	Filler	Filler	
9	12	4	Character	Debt Measures Year (DMYR)	The Debt Measures Year is the current federal fiscal year minus one (for example, if the current	

Position From	Position To	Field Length	Field Format	Field Name	Field Description	Repayment Rate (R) Debt-to-Earnings (D) Loan Medians (L)
					fiscal year is 2011, the DMYR is 2010)	
13	18	6	Character	CIP Code	Classification of Instructional Program (CIP) code for the educational program for which the Debt Measures (or Loan Medians for Disclosures) were calculated	
19	20	2	Character	Credential Level	Level of degree/certificate/credential for the GE Program Valid Values: 01 - Undergraduate Certificate 02 - Associate's Degree 03 - Bachelor's Degree 04 - Post Baccalaureate Certificate 05 - Master's Degree 06 - Doctoral Degree 07 – First Professional Degree	
21	21	1	Character	Calculation Type	The type of calculation performed Valid Values: 1 - Repayment Rate 2 - Debt-to-Earnings Ratio 3 - Loan Medians for Disclosures	
22	30	9	Numeric	Calculation Line Number	Unique identifier used across all components of the calculation	
31	31	1	Character	Line Revision Indicator	Future Use	
32	33	2	Character	Record Type	Indicator used to identify the Program Student Deferment in Earnings Year Record Field will be populated with '45'	
34	38	5	Character	Student ID	Unique alpha numeric field used to identify a specific student in a specific program's calculation	

Position From	Position To	Field Length	Field Format	Field Name	Field Description	Repayment Rate (R) Debt-to-Earnings (D) Loan Medians (L)
39	50	12	Character	Filler	Filler	
51	56	6	Character	Loan School Code	The School Code associated with the loan deferment	
57	58	2	Character	Loan School Branch Code	The School Branch Code associated with the loan deferment	
59	66	8	Character	Loan Date	The Loan Date associated with the Deferred Loan	
67	68	2	Character	Loan Type	The Loan Type associated with the Deferred Loan	
69	69	1	Character	Indicator of Separate Loan	Indicator noting that loans on NSLDS have the same loan date, type, and amount at the same school Valid Values: A-Z	D
70	71	2	Character	Excluded - Deferment Type	The type of deferment of a loan which was excluded from the calculation Valid Values are deferment types	D
72	79	8	Character	Excluded - Deferment Start Date	The start date of the deferment of the loan which was excluded from the calculation	D
80	81	2	Character	Excluded - Loan Status	The loan status of the loan which was excluded from the calculation Valid Values are Loan Status Types	D
82	89	8	Character	Excluded - Loan Status Date	The loan status date of the loan which was excluded from the calculation	D

Position From	Position To	Field Length	Field Format	Field Name	Field Description	Repayment Rate (R) Debt-to-Earnings (D) Loan Medians (L)
90	90	1	Character	Excluded - Disability Assigned to ED	Indicator used to note that the loan was excluded based on disability assignment to ED Valid Values: Y – Excluded N – Not excluded	D
91	110	20	Character	Filler	Filler	
111	116	6	Character	Current Lender Servicer	The current Lender Servicer Code associated with the loan	
117	122	6	Character	Current Lender	The current Lender Code associated with the loan	
123	125	3	Character	Current GA/ED Servicer	The current GA or ED Servicer Code associated with the loan	
126	146	21	Character	Data Provider External ID/Award ID	ID associated with Data Provider to identify information within their own system	
147	350	204	Character	Filler	Filler	

PROGRAM STUDENT GE ATTENDANCE IN EARNINGS YEAR RECORD

Position From	Position To	Field Length	Field Format	Field Name	Field Description	Repayment Rate (R) Debt-to-Earnings (D) Loan Medians (L)
1	6	6	Character	Institution Code (OPEID)	The six-digit OPEID code used to identify the institution	
7	8	2	Character	Filler	Filler	

Position From	Position To	Field Length	Field Format	Field Name	Field Description	Repayment Rate (R) Debt-to-Earnings (D) Loan Medians (L)
9	12	4	Character	Debt Measures Year (DMYR)	The Debt Measures Year is the current federal fiscal year minus one (for example, if the current fiscal year is 2011, the DMYR is 2010)	
13	18	6	Character	CIP Code	Classification of Instructional Program (CIP) code for the educational program for which the Debt Measures (or Loan Medians for Disclosures) were calculated	
19	20	2	Character	Credential Level	Level of degree/certificate/credential for the GE Program Valid Values: 01 - Undergraduate Certificate 02 - Associate's Degree 03 - Bachelor's Degree 04 - Post Baccalaureate Certificate 05 - Master's Degree 06 - Doctoral Degree 07 - First Professional Degree	
21	21	1	Character	Calculation Type	The type of calculation performed Valid Values: 1 - Repayment Rate 2 - Debt-to-Earnings Ratio 3 - Loan Medians for Disclosures	
22	30	9	Numeric	Calculation Line Number	Unique identifier used across all components of the calculation	
31	31	1	Character	Line Revision Indicator	Future Use	
32	33	2	Character	Record Type	Indicator used to identify the Program Student GE Attendance in Earnings Year Record Field will be populated with '50'	
34	38	5	Character	Student ID	Unique alpha numeric field used to identify a	

Position From	Position To	Field Length	Field Format	Field Name	Field Description	Repayment Rate (R) Debt-to-Earnings (D) Loan Medians (L)
					specific student in a specific program's calculation	
39	50	12	Character	Filler	Filler	
51	56	6	Character	CIP of Other Program	The Classification of Instructional Program (CIP) code of the Other Program (as reported by the institution)	D
57	58	2	Character	Credential Level of Other Program	The Credential Level of the Other Program (as reported by the institution)	D
59	66	8	Character	Program Attendance Begin Date of Other Program	The Program Attendance Begin Date of the Other Program (as reported by the institution)	D
67	74	8	Character	Program Attendance End Date of Other Program	The Program Attendance End Date of the Other Program (as reported by the institution)	D
75	350	276	Character	Filler	Filler	

PROGRAM LOAN HOLDERS RECORD

Position From	Position To	Field Length	Field Format	Field Name	Field Description	Repayment Rate (R) Debt-to-Earnings (D) Loan Medians (L)
1	6	6	Character	Institution Code (OPEID)	The six-digit OPEID code used to identify the institution	
7	8	2	Character	Filler	Filler	

Position From	Position To	Field Length	Field Format	Field Name	Field Description	Repayment Rate (R) Debt-to-Earnings (D) Loan Medians (L)
9	12	4	Character	Debt Measures Year (DMYR)	The Debt Measures Year is the current federal fiscal year minus one (for example, if the current fiscal year is 2011, the DMYR is 2010)	
13	18	6	Character	CIP Code	Classification of Instructional Program (CIP) code for the educational program for which the Debt Measures (or Loan Medians for Disclosures) were calculated	
19	20	2	Character	Credential Level	Level of degree/certificate/credential for the GE Program Valid Values: 01 - Undergraduate Certificate 02 - Associate's Degree 03 - Bachelor's Degree 04 - Post Baccalaureate Certificate 05 - Master's Degree 06 - Doctoral Degree 07 - First Professional Degree	
21	21	1	Character	Calculation Type	The type of calculation being performed Valid Values: 1 - Repayment Rate 2 - Debt-to-Earnings Ratio 3 - Loan Medians for Disclosures	
22	30	9	Numeric	Calculation Line Number	Unique identifier used across all components of the calculation	
31	31	1	Character	Line Revision Indicator	Future Use	
32	33	2	Character	Record Type	Indicator used to identify the Program Loan Holders Record Field will be populated with '55'	
34	34	1	Character	Holder Type	A Code indicating the Loan Holder's Type Valid Values: 1 - Guaranty Agency 2 - Lender	

Position From	Position To	Field Length	Field Format	Field Name	Field Description	Repayment Rate (R) Debt-to-Earnings (D) Loan Medians (L)
					3 – Lender Servicer 4 – ED Servicer	
35	40	6	Character	Holder Code	Code for the Loan Holder of the specific loan	
41	80	40	Character	Holder Name	The name of the Loan Holder	
81	130	50	Character	Holder Street Address	The Loan Holder's Street Address	
131	150	20	Character	Holder City	The Loan Holder's City	
151	152	2	Character	Holder State	The Loan Holder's State	
153	161	9	Character	Holder Zip	The Loan Holder's Zip Code	
162	171	10	Character	Holder Phone	The Loan Holder's telephone number	
172	306	135	Character	Holder Email	The Loan Holder's email address	
307	350	44	Character	Filler	Filler	


TRAILER RECORD

Position From	Position To	Field Length	Field Format	Field Name	Field Description
1	6	6	Character	Institution Code (OPEID)	The six-digit OPEID code used to identify the institution
7	31	25	Character	Filler	Filler
32	33	2	Character	Record Type	Indicator used to identify the Trailer Record Field will be populated with '99'
34	98	65	Character	Institution Name	The name of the Institution
99	106	8	Character	Requesting User	User making GEDR request
107	114	8	Character	Request Date	Date of GEDR request
115	214	100	Character	Request Parameters	Parameters of GEDR request
215	350	136	Character	Filler	Filler

VIEWING DEBT MEASURES AND LOAN MEDIANS FOR DISCLOSURES ON NSLDS


The Debt Measures and Loan Medians for Disclosures for each of an institution's programs are also available for viewing on NSLDS. This can be done by accessing the "Org" tab and selecting "GE Debt Measures" or "GE Loan Medians" in the navigation bar. Simply set the sort options and click the "Search" button to view the Debt Measures or Loan Medians for Disclosures. The Debt Measures Detail page can be reached by clicking on the linkable number of the GE Program on the Debt Measures page.

GE Debt Measures






**START HERE
GO FURTHER**
FEDERAL STUDENT AID

National Student Loan Data System (NSLDS)



Menu
Aid
Enroll
Org
Report
Tran

[Org Contact List](#) |
 [Org Search](#) |
 [Data Provider Schedule](#) |
 [Repayment Information](#) |
 [Cohort Default Rate](#) |
 [School Profile](#) |
 [GE Debt Measures](#) |
 [GE Loan Medians](#)

FSA ID: NSL.SCTST11.FSA logged on as: SCTST11 ONLINE SCHOOL TESTING from NORTH SOUTH UNIVERSITY / TGXX011 / SCTST11

Name: NORTH SOUTH UNIVERSITY
Code: 06789900 **Type:** School
Status: OPEN
Address: 2300 MARYLAND AVE NE
 WASHINGTON, DC 200020001

Gainful Employment Debt Measures

Request Backup Data


Sort By: Calc. Yr., CIP, Cred Lvl ▾

Display Only: Calculation Year: (ex.: 2010) (*) for All Search

 CIP Code: (*) for All

 Credential Level: ALL ▾

#	Calc. Year	CIP Code	CIP Program Name	Cred. Level	Debt to Earnings Annual	Debt to Earnings Discretionary	Repayment Rate
1	2011	900000	TEST GE PROGRAM NAME	01	10	10	N/A



[PRIVACY ACT OF 1974 \(AS AMENDED\)](#)

[FOIA](#) |
 [Privacy](#) |
 [Security](#) |
 [Notices](#)

WhiteHouse.gov |
 USA.gov |
 ED.gov

GAINFUL EMPLOYMENT OPERATIONS MANUAL

GE Debt Measures Detail




START HERE
GO FURTHER
FEDERAL STUDENT AID

National Student Loan Data System (NSLDS)

Menu | Aid | Enroll | Org | Report | Tran

Org Contact List | Org Search | Data Provider Schedule | Repayment Information | Cohort Default Rate | School Profile | GE Debt Measures | GE Loan Medians

FSA ID: NSL.SCTST11.FSA logged on as: SCTST11 ONLINE SCHOOL TESTING from NORTH SOUTH UNIVERSITY / TGXX011 / SCTST11



Name: NORTH SOUTH UNIVERSITY
Code: 06789900
Status: OPEN
Address: 2300 MARYLAND AVE NE
WASHINGTON, DC 200020001

Type: School

Gainful Employment Debt Measures Detail

Request Backup Data

Calculation Year: 2011
CIP Code: 900000
CIP Program Name: TEST GE PROGRAM NAME
Credential Level: 01 - UNDERGRADUATE CERTIFICATE


Debt Measure Name	Cohort	Rate	Numerator	Denominator	Pass / Fail
Debt to Earnings Annual	2YP	10	20	2	P
Debt to Earnings Discretionary	2YP	10	20	2	P
Repayment	N/A	N/A	N/A	N/A	N/A

PRIVACY ACT OF 1974 (AS AMENDED)

FOIA | Privacy | Security | Notices

WhiteHouse.gov | USA.gov | ED.gov

GE Loan Medians for Disclosures



START HERE
GO FURTHER
FEDERAL STUDENT AID

National Student Loan Data System (NSLDS)

Menu | Aid | Enroll | Org | Report | Tran

Org Contact List | Org Search | Data Provider Schedule | Repayment Information | Cohort Default Rate | School Profile | GE Debt Measures | GE Loan Medians

FSA ID: NSL.SCTST11.FSA logged on as: SCTST11 ONLINE SCHOOL TESTING from NORTH SOUTH UNIVERSITY / TGXX011 / SCTST11

Name: NORTH SOUTH UNIVERSITY
Code: 06789900
Status: OPEN
Address: 2300 MARYLAND AVE NE
WASHINGTON, DC 200020001

Type: School

Gainful Employment Loan Medians for Disclosures

Request Backup Data

Sort By:

Calc. Yr., CIP, Cred. Lvl

Calculation Year: * (ex: 2010) (*) for All

CIP Code: * (*) for All

Credential Level: All

Search

#	Calc. Year	CIP Code	CIP Program Name	Cred. Level	Title IV Median	Institutional Debt Median	Private Loan Median
1	2011	900000	TEST GE PROGRAM NAME	01	\$1,185	\$2,500	\$1,500

PRIVACY ACT OF 1974 (AS AMENDED)

FOIA | Privacy | Security | Notices

WhiteHouse.gov | USA.gov | ED.gov