



Number 68

April 2020

Summary

This newsletter describes recent enhancements for school users to the National Student Loan Data System (NSLDS®) and the [NSLDS Professional Access](#) website. These changes include:

- 2020 Classification of Instructional Programs (CIP) Codes
 - 2020 CIP Codes
 - Reporting 2020 CIP Year via SAIG Batch Enrollment Reporting and Spreadsheet Submittal Processes
 - Enrollment Maintenance Page on the NSLDS Professional Access Website
- Program Identifier Changes for Enrollment Reporting
 - Program Identifier Changes via SAIG Batch Enrollment Reporting and Spreadsheet Submittal
 - Enrollment History Update Page on the NSLDS Professional Access Website
- New Enrollment Reporting Edits
- CIP Year display on the NSLDS Professional Access website
- New Enrollment Reports
 - Enrollment Reporting 2020 Invalid CIP Codes Report (SCHCP4)
 - Enrollment Reporting Deleted CIP Codes Report (SCHDC1)
 - Enrollment History Report (SCHHS1)
- Enhancements to the Enrollment Reporting Statistics
 - New 2020 CIP Code Statistics

2020 Classification of Instructional Programs (CIP) Codes

2020 CIP Codes

The Classification of Instructional Programs (CIP) is a set of codes that define fields of study and are maintained by the Department's [National Center for Education Statistics \(NCES\)](#). CIP Codes were last updated in 2010 and are usually updated every 10 years. Schools may now report 2020 CIP Codes through Student Aid Internet Gateway (SAIG) batch submissions, spreadsheet submittal uploads, and using the Enrollment Maintenance page of the [NSLDS Professional Access](#) website. Schools are encouraged to refer to the NCES website for a full listing of 2020 CIP Codes to begin reporting in the Enrollment Reporting Roster.

Reporting 2020 CIP Year via SAIG Batch Enrollment Reporting and Spreadsheet Submittal Processes

For purposes of enrollment reporting, a program's identifiers are a combination of the school's eight-digit OPEID, the CIP Year, the CIP code, the Credential Level, and the Published Program Length in Years. When a school has determined the only change to a student's enrollment program is the CIP Year, the updated 2020 CIP Year can be submitted in the Program-Level Enrollment Record (Record Type 002), which instructs NSLDS to perform an auto-conversion on behalf of the school.

An auto-conversion occurs when a previously reported school-certified 2000 or 2010 CIP Year program is now reported with a 2020 CIP Year (all program identifiers except CIP Year are identical) to NSLDS. The auto-conversion means that NSLDS will transfer the active enrollment history from the 2000 or 2010 CIP program to the 2020 CIP program and apply 'X' (Never Attended) as the most current, active enrollment status for the 2000 or 2010 CIP program. Additionally, all the previously active enrollment history on the 2000 or 2010 CIP program is set to inactive.


The following example is a display of Active and Inactive Records on the Program Enrollment Detail Page of a student's program enrollment history after a 2020 CIP Year auto conversion has occurred.

NORTH SOUTH UNIVERSITY - 06789900										
<div> <div>1</div> <div> CIP Code - Title: 220211 - Tax Law/Taxation. Credential Level: 03 - Bachelor's Degree Program Begin Date: 08/15/2019 </div> <div> Published Program Length in Yrs.: 3.0 Reported Program Length: 96.0 Weeks </div> <div> CIP Year: 2020 Special Program Indicator: N Weeks in Academic Year: 32.0 </div> </div>										
Reported By	Reported By ID	Status	Eff. Date	Active	Earliest Cert.	Latest Cert.	Latest Cert. Method	Times Certified	Latest Date Received	Current
School	00374901	Three Quarter Time	01/01/2020	Active	03/01/2020	03/01/2020	NSLDS Web	1	03/16/2020	Current
School	00374901	Graduated	05/15/2017	Active	03/01/2020	03/01/2020	NSLDS Web	1	03/16/2020	Not Current
School	00374901	Full Time	Unknown	Active	03/01/2020	03/01/2020	NSLDS Web	1	03/16/2020	Not Current
<div> <div>2</div> <div> CIP Code - Title: 220211 - Tax Law/Taxation. Credential Level: 03 - Bachelor's Degree Program Begin Date: 08/15/2019 </div> <div> Published Program Length in Yrs.: 3.0 Reported Program Length: 96.0 Weeks </div> <div> CIP Year: 2010 Special Program Indicator: N Weeks in Academic Year: 32.0 </div> </div>										
Reported By	Reported By ID	Status	Eff. Date	Active	Earliest Cert.	Latest Cert.	Latest Cert. Method	Times Certified	Latest Date Received	Current
School	00374901	Never Attended	03/01/2020	Active	03/01/2020	03/01/2020	NSLDS Web	1	03/16/2020	Current
School	00374901	Three Quarter Time	01/01/2020	Inactive	03/01/2020	03/01/2020	NSLDS Web	1	03/16/2020	Not Current
School	00374901	Graduated	05/15/2017	Inactive	02/20/2020	02/28/2020	NSLDS Web	2	03/02/2020	Not Current
School	00374901	Full Time	Unknown	Inactive	08/20/2014	02/28/2020	NSLDS Web	23	03/02/2020	Not Current




Furthermore, after a school reports a program with a 2020 CIP Year (which triggers an auto-conversion) and the same corresponding 2010 CIP Year program is sent to NSLDS by the Common Origination and Disbursement (COD) System (all program identifiers except CIP Year are identical), NSLDS will not include the COD 2010 CIP program on the roster due to the existence of an auto-conversion. This ensures that the program is not duplicated.

Enrollment Maintenance Page on the NSLDS Professional Access Website

The Enrollment Maintenance Page on the [NSLDS Professional Access](#) website has been enhanced to allow schools to report 2020 CIP Year online. The Enrollment Maintenance Page can be accessed from either the Enrollment Summary or the Enrollment Update pages under the Enroll tab.



[Menu](#)
[Aid](#)
[Enroll](#)
[GE](#)
[Org](#)
[Report](#)
[Tran](#)

[Enrollment Summary](#) | [Enrollment Update](#) | [Enrollment History Update](#) | [Enrollment Reporting Profile](#) | [Enrollment Submittal](#) | [Enrollment Notification Override List](#) | [Exit Counseling Submittal](#) | [GE List](#) | [GE Mass Update/Deactivate](#) | [GE Submittal](#)

FSA ID: NSL.SCTST2.FSA logged on as: TEST USER from [NORTH SOUTH UNIVERSITY](#) / TG54560 / SCTST2

[Return to Enrollment Update](#)

Name: NORTH SOUTH UNIVERSITY
Code: 06789900 **Type:** School

Enrollment Maintenance


Retrieve/Sort by: SSN (Default) Begin Value: ☒ Exact Match Only


Currently Retrieved/Sorted by: SSN Begin Value: 001009999 Total Students Matching: 1
Exact Match Criteria: 1
Enrollment Codes: A, D, F, G, H, L, Q, W, X, Z
Credential Level Codes: 01, 02, 03, 04, 05, 06, 07, 08, 99
Special Program Codes: A, B, N, P, T, U,

☒ Check All Recertification Date: 03/04/2020

☐ 1 Cert. Date: 02/21/2020 SSN: 001-00-9999 DOB: 07/02/1996 NAME: MAX C STUDENT No Progs.: ☐

Location: 06789900 Status: F Eff. Date: 08/25/2017 Stu. Desig.: ACD: 05/31/2021 Term Begin: 01/01/2020 Term End: 02/29/2020

CIP Code / Year	Description	Credential Level	Special Program	Program Begin Date	Program Status	Status Effective Date	Program Length	Weeks in Acad. Yr.
 500409 / 2010	Graphic Design.	03	N	08/25/2017	F	08/25/2017	4 0 Years	0 0


PRIVACY ACT OF 1974 (AS AMENDED)

The Enrollment Maintenance Page now displays the CIP Year of an enrollment program next to each CIP Code. Any CIP Year older than 2020 is identified with a green triangular 2020 CIP Year Auto-Conversion icon to the left of the CIP Code and CIP Year combination.

Enrollment Maintenance

Retrieve/Sort by: Begin Value: ☐ Exact Match Only

Currently Retrieved/Sorted by: SSN Total Students Matching Criteria: 987
 Enrollment Codes: A, D, F, G, H, L, Q, W, X, Z
 Credential Level Codes: 01, 02, 03, 04, 05, 06, 07, 08, 99
 Special Program Codes: A, B, N, P, T, U,

☒ Check All Recertification Date:

<input type="checkbox"/> 1	Cert. Date: <input type="text" value="02/21/2020"/>	SSN: 001-00-999	07/02/1970	NAME: MAX C STUDENT	No Progs.: <input type="checkbox"/>	<input type="button" value="Add Program"/>	<input type="button" value="Address"/>
Location: <input type="text" value="06789900"/>	Status: <input type="text" value="F"/>	Eff. Date: <input type="text" value="08/25/2017"/>	Stu. Desig.: <input type="text"/>	ACD: <input type="text" value="05/31/2021"/>	Term Begin: <input type="text" value="01/01/2020"/>	Term End: <input type="text" value="02/29/2020"/>	
CIP Code / Year	Description	Special Program	Program Begin Date	Program Status	Status Effective Date	Program Length	Weeks in Acad. Yr.
▲ 500409 / 2020	Graphic Design.	N	<input type="text" value="08/25/2017"/>	F	<input type="text" value="08/25/2017"/>	0 .0	

When selected, the 2020 CIP Year Auto-Conversion icon changes from green to a triangular red icon and sets the CIP Year to 2020. When the 2020 CIP Year Auto-Conversion icon is red, no changes to the CIP Code, Credential Level, Program Length, or Weeks in Academic Year are allowed, preventing a new unique program from being created, while changes to the Special Program, Program Begin Date, Program Status, and/or Status Effective Date are still accepted. After confirmation and certifying the student(s), an auto-conversion occurs and NSLDS transfers the active enrollment history from the 2000 or 2010 CIP program to the 2020 CIP program and applies 'X' (Never Attended) as the most current, active enrollment status for the 2000 or 2010 CIP program. Additionally, all the previously active enrollment history on the 2000 or 2010 CIP program is set to inactive.

The user may **only** revert to the original values for the program **prior** to submission by clicking on the red triangular icon again. The action will change the triangular icon from red back to green and sets the CIP Year back to 2000 or 2010 as applicable.

Please note, not all programs with a CIP Year of 2000 or 2010 have an equivalent 2020 CIP Code. If this is the case, upon certifying the student, Error 60 (Please ensure CIP Code is valid) will be produced. These programs will need to be updated using the new Program Identifier Change functionality described in the next section of this Newsletter.

Program Identifier Changes for Enrollment Reporting

Program Identifier Changes via SAIG Batch Enrollment Reporting and Spreadsheet Submittal

As mentioned above, a program's identifiers are a combination of the school's eight-digit OPEID, the CIP Year, the CIP code, the Credential Level, and the Published Program Length in Years. A change or correction to the reported value in any of the program identifiers causes a new program to be created. Previously, to make a correction, the school needed to inactivate the program with incorrect data by

reporting it with a Program-Level Enrollment Status of 'X' – Never Attended and then report the new program with all associated program enrollment history.

Enrollment Reporting has been enhanced to allow schools to report Program Identifier Changes. NSLDS Enrollment Reporting File Layouts have been updated to include the Current/New Program Identifier Change Record (Record Type 004) for reporting through SAIG Batch submissions and the Spreadsheet Submittal process.

As shown in the fixed-width Current/New Program Identifier Change Record layout (Record Type 004) below, all records in a bundle must have the same values for Student Current SSN and OPEID and the school must provide all identifiers for the Current Program as well as the New Program. The Current Program is the program the school has already successfully reported to NSLDS and the school is needing to correct, whether the program is currently on the roster or may have been on the roster at some point in the past. The New Program is the program with the corrected identifiers. Please note that the New Program cannot be the same as an existing program for the student on NSLDS.

Enrollment Reporting File Current/New Program Identifier Change Record

Length = 410

Pos FR	Pos TO	Attribute	Description	Field Format	Lth	Mandatory/ Optional
1	3	Record Type	'004' indicates program record.	Char.	3	M
4	12	Student Current SSN	Student's Current Social Security Number.	Char.	9	M
13	20	OPEID*	An institution's unique 8-digit Office of Postsecondary Education ID (OPEID) of the location for which the enrollment is certified.	Char.	8	M

21	26	Current CIP Code	Six-digit Classification of Instructional Programs code (without period) identifying a program's academic content.	Char.	6	M
27	30	Current CIP Year	Year in which the CIP codes used by NSLDS were published. The CIP Year for the codes currently used by NSLDS is 2010. Format CCYY	Char.	4	M
31	32	Current Credential Level	The credential level of the program. Values are: <ul style="list-style-type: none"> • '01' (Undergraduate Certificate or Diploma Program) • '02' (Associate's Degree) • '03' (Bachelor's Degree) • '04' (Post Baccalaureate Certificate) • '05' (Master's Degree) • '06' (Doctoral Degree) • '07' (First Professional Degree) • '08' (Graduate / Professional Certificate) • '99' (Non-Credential Program [Preparatory Coursework / Teacher Certification]) 	Char	2	M
33	38	Current Published Program Length	The length of the instructional program in years, months, or weeks as published by the school. Note this is used together with the next two fields to determine program length. Format " <u>nnnnnn</u> ", with an implied decimal point between the third and fourth digits. For example, schools would report: <ul style="list-style-type: none"> • 4 years ➔ 004000 • 1.5 years ➔ 001500 • 6 months ➔ 006000 • 26 weeks ➔ 026000 	Num.	6	M

39	39	Current Published Program Length Measurement	<p>The unit of measure for the length of the instructional program as published by the school. Values are:</p> <ul style="list-style-type: none"> • 'W' (Weeks) • 'M' (Months) • 'Y' (Years) 	Char.	1	M
40	45	Current Weeks in Title IV Academic Year	<p>The total number of weeks of instruction in the program's academic year. Only report when Published Program Length Measurement is W or M.</p> <p>Format "<u>nnnnnn</u>", with an implied decimal point between the third and fourth digits. For example, schools would report:</p> <ul style="list-style-type: none"> • 26 weeks → 026000 • 30 weeks → 030000 	Num.	6	M
46	51	New CIP Code	Six-digit Classification of Instructional Programs code (without period) identifying a program's academic content.	Char.	6	M
52	55	New CIP Year	<p>Year in which the CIP codes used by NSLDS were published. The CIP Year for the codes currently used by NSLDS is 2010.</p> <p>Format CCYY</p>	Char.	4	M

56	57	New Credential Level	<p>The credential level of the program.</p> <p>Values are:</p> <ul style="list-style-type: none"> • '01' (Undergraduate Certificate or Diploma Program) • '02' (Associate's Degree) • '03' (Bachelor's Degree) • '04' (Post Baccalaureate Certificate) • '05' (Master's Degree) • '06' (Doctoral Degree) • '07' (First Professional Degree) • '08' (Graduate / Professional Certificate) • '99' (Non-Credential Program [Preparatory Coursework / Teacher Certification]) 	Char	2	M
58	63	New Published Program Length	<p>The length of the instructional program in years, months, or weeks as published by the school. Note this is used together with the next two fields to determine program length.</p> <p>Format "<u>nnnnnn</u>", with an implied decimal point between the third and fourth digits. For example, schools would report:</p> <ul style="list-style-type: none"> • 4 years ➔ 004000 • 1.5 years ➔ 001500 • 6 months ➔ 006000 • 26 weeks ➔ 026000 	Num.	6	M
64	64	New Published Program Length Measurement	<p>The unit of measure for the length of the instructional program as published by the school. Values are:</p> <ul style="list-style-type: none"> • 'W' (Weeks) • 'M' (Months) • 'Y' (Years) 	Char.	1	M

65	70	New Weeks in Title IV Academic Year	<p>The total number of weeks of instruction in the program's academic year. Only report when Published Program Length Measurement is W or M.</p> <p>Format "<u>nnnnnn</u>", with an implied decimal point between the third and fourth digits. For example, schools would report:</p> <ul style="list-style-type: none"> • 26 weeks → 026000 • 30 weeks → 030000 	Num.	6	M
71	71	New Special Program Indicator	<p>Flag to indicate that the program belongs to one of the following groups:</p> <ol style="list-style-type: none"> 1. 'A' (Special Admission Associate Degree Program) 2. 'B' (Bachelor's Degree Completion Program) 3. 'N' (Not Applicable) 4. 'P' (Preparatory Coursework Graduate Professional Program) 5. 'T' (Non-Credential Teacher Certification Program) 6. 'U' (Preparatory Coursework Undergraduate Program) 	Char.	1	M
72	394	Filler	Filler	Char.	323	M
395	395	Bundle Rejected Flag	<p>Flag to indicate that an error in this record or in another record in the same student bundle caused this record to error out.</p> <p>Valid values are:</p> <ul style="list-style-type: none"> • 'Y' (Yes) • Space (No) 	Char.	1	O
396	397	Error Code 1	Code of error returned to school by NSLDS.	Char.	2	O

396	397	Error Code 1	Code of error returned to school by NSLDS.	Char.	2	O
398	398	Filler	Filler	Char.	1	M
399	400	Error Code 2	Code of error returned to school by NSLDS.	Char.	2	O
401	401	Filler	Filler	Char.	1	M
402	403	Error Code 3	Code of error returned to school by NSLDS.	Char.	2	O
404	404	Filler	Filler	Char.	1	M
405	406	Error Code 4	Code of error returned to school by NSLDS.	Char.	2	O
407	407	Filler	Filler	Char.	1	M
408	409	Error Code 5	Code of error returned to school by NSLDS.	Char.	2	O
410	410	Filler	Filler	Char.	1	M

A Program Identifier Change works like an auto-conversion. NSLDS transfers the active enrollment history from the Current Program to the New Program and applies 'X' (Never Attended) as the most current, active enrollment status for the Current Program. Additionally, all the previously active enrollment history on the Current Program is set to inactive.

Note: All records must be reported for a given student. All records in a bundle must have the same values for Student Current SSN and OPEID for each detail record type. Additionally, records for a given student in a single bundle must be grouped together and ordered by record type.

The updated [NSLDS Enrollment Reporting Roster File Record Layouts](#) and updated [Enrollment Spreadsheet Submittal Format](#) are available on the [Information for Financial Aid Professionals \(IFAP\) website](#).

Enrollment History Update Page on the NSLDS Professional Access Website

The Enrollment History Update Page on the [NSLDS Professional Access](#) website has been enhanced to allow schools to report Program Identifier Changes. The Enrollment History Update page can be accessed from the Menu page or under the Enroll tab. The Program Enrollment section of the page now displays a button to Change Identifiers and CIP Year next to each CIP Code for each program. An informational icon with 'Pre-2020 CIP Year' will display when a program's CIP Year is 2000 or 2010.

Enrollment History Update

Location

Location: NORTH SOUTH UNIVERSITY-06789900

Retrieve

Campus Enrollment

Certification Date: 02/01/2020

Student Designator:

Anticipated Completion Date:

Delete	Enrollment Status	Effective Date	New Row
<input type="checkbox"/>	--select a status--		Add Row Below
<input type="checkbox"/>	G - GRADUATED	01/31/2020	Add Row Below
<input type="checkbox"/>		01/31/2018	Add Row Below

Program Enrollment

Add a Program

1

Change Identifiers

CIP Code: 500409 - Graphic Design.

Cred. Level: 03 - BACHELOR'S DEGREE

SPI: N - NOT APPLICABLE

Pre-2020 CIP Year

CIP Year: 2010

Program Length in Yrs.: 6.4


Program Begin Date: 08/25/2016

Delete	Enrollment Status	Effective Date	New Row
<input type="checkbox"/>	--select a status--		Add Row Below
<input type="checkbox"/>	G - GRADUATED	01/31/2020	Add Row Below
<input type="checkbox"/>	F - FULL TIME	08/28/2018	Add Row Below
<input type="checkbox"/>	L - LESS THAN HALF TIME	01/20/2017	Add Row Below
<input type="checkbox"/>	F - FULL TIME	08/25/2016	Add Row Below

Submit

Reset

In the example displayed above, the school reported the student's Graphic Design Published Program Length in Years as 6.4 instead of 4 years. To update the Published Program Length in Years and/or any other program identifiers, click the Change Identifiers button. After clicking the Change Identifiers button, the program identifier fields (CIP Code, CIP Year, Credential Level, and Program Length in Years) are no longer viewable as display only and can be updated, as shown below.



Program Enrollment

CIP Code: 500409 - Graphic Design.

Cred. Level: 03 - BACHELOR'S DEGREE

SPI: N - NOT APPLICABLE

CIP Year: 2010

Program Length in Yrs.: 4 0

Program Begin Date: 08/25/2016

Delete	Enrollment Status	Effective Date	New Row
<input type="checkbox"/>	--select a status--		<input type="button" value="Add Row Below"/>
<input type="checkbox"/>	G - GRADUATED	01/31/2020	<input type="button" value="Add Row Below"/>
<input type="checkbox"/>	F - FULL TIME	08/28/2018	<input type="button" value="Add Row Below"/>
<input type="checkbox"/>	L - LESS THAN HALF TIME	01/20/2017	<input type="button" value="Add Row Below"/>
<input type="checkbox"/>	F - FULL TIME	08/25/2016	<input type="button" value="Add Row Below"/>

When the Change Identifiers button is clicked, a Revert Back button displays to allow users the option to **undo** changes **before** submitting. Clicking the Revert Back button will redisplay the Enrollment History Update page with the CIP Code, CIP Year, Credential Level, Program Length in Years, Special Program Indicator, and Program Begin Date values as displayed when the page was initially populated.

After submitting and certifying the changes, a Program Identifier Change works like an auto-conversion. NSLDS transfers the active enrollment history from the 2000 or 2010 CIP program to the 2020 CIP program and applies 'X' (Never Attended) as the most current, active enrollment status for the 2000 or 2010 CIP program. Additionally, all the previously active enrollment history on the 2000 or 2010 CIP program is set to inactive.

New Enrollment Reporting Edits

The following new edits have been added to ensure accurate reporting of 2020 CIP Year and Program Identifier Changes:

- Error 80 is used when a Program Identifier Change (Record Type 004) is reported with the following situations:
 - New Program reported is a New Program in another reported Program Identifier Change Record for the same student
 - New Program reported is a Current Program in another reported Program Identifier Change Record for the same student
 - New Program reported is an active Current Program on NSLDS
 - New Program reported is an active program reported on the Program-Level Record for the same student

- Error 81 is used when a Program Identifier Change (Record Type 004) is reported with the following situations:
 - Current Program reported is a Current Program in another reported Program Identifier Change Record for the same student
 - Current Program reported is a New Program in another reported Program Identifier Change Record for the same student
 - Current Program reported is not an active program on NSLDS or program reported in the Program-Level Record for the same student
 - Current Program with a non-2020 CIP Year matches an active program with a 2020 CIP year reported in the Program-Level Record.
- Error 82 is used when 2020 CIP Year (Record Type 002) and/or Program Identifier Changes (Record Type 004) are reported with the following situations:
 - Non-2020 CIP Year program reported in the Program-Level Record is the same program with a 2020 CIP Year in the same bundle
 - Non-2020 CIP Year program reported in the Program-Level Record already exists with a 2020 CIP Year on NSLDS for the same student
 - 2020 CIP Year program reported has the same program identifiers as multiple non-2020 CIP Year (i.e., 2000 and 2010) programs on NSLDS for the same student

CIP Year display on the NSLDS Professional Access Website

CIP Year Displays on the NSLDS Professional Access Website

The [NSLDS Professional Access](#) website has been enhanced to display the CIP Year of an Enrollment Reporting program. This new feature allows school users to view not only the reported CIP Code but also the CIP Year associated with the program.

The CIP Year now displays on the following pages of the NSLDS Professional Access website:

- Enrollment Maintenance
- Program Enrollment Detail
- Program Certification Detail
- Subsidized Usage
- Maximum Eligibility Timeline
- Enrollment History Update

Additionally, CIP Year has been added to the Program Enrollment Advanced Search Options on the Enrollment Update page to assist schools in filtering program enrollment information on the Enrollment Maintenance Page for students attending their school.

New Enrollment Reports

Enrollment Reporting 2020 Invalid CIP Codes Report (SCHCP4)

The new *Enrollment Reporting (ER) 2020 Invalid CIP Codes Report (SCHCP4)* provides school users with an extract of current students enrolled in a program with a CIP Year of 2000 or 2010. The report assists schools in determining which students have programs that **need to be updated** to the equivalent CIP Year 2020. Users may refer to the [NCES website](#) to obtain 2020 CIP Codes. The report can be requested for a six-digit School Code or eight-digit School Location Code. The user may choose to receive all data associated with their school by leaving the asterisk (*) in the School Location Code or receive data for a single location by entering the eight-digit OPEID in the School Location Code. The user can indicate whether to include students currently enrolled in programs with CIP Year 2000 and/or 2010 that have equivalent 2020 CIP Year programs.

The screenshot displays the NSLDS web interface. At the top, the header includes the Federal Student Aid logo, the text 'PROUD SPONSOR of the AMERICAN MIND™', and the 'National Student Loan Data System (NSLDS)' title. A navigation bar contains links for Menu, Aid, Enroll, GE, Org, Report, and Tran. Below this, a status bar shows 'FSA ID: NSL.SCTST2.FSA logged on as: TEST USER from NORTH SOUTH UNIVERSITY / TG54560 / SCTST2'. The main content area is titled 'Report Parameters' and contains a form with the following fields: School Code (067899), School Location Code (a text box with '99999999' next to it), Include CIP Yr 2000 with 2020 (a dropdown menu with 'Y' selected), Include CIP Yr 2010 with 2020 (a dropdown menu with 'Y' selected), Extract Type (a dropdown menu with '--Select--' selected), Sort By (1 Student SSN), and Output Medium (SAIG). A 'Submit' button is located at the bottom of the form. Navigation links for 'Return to Report List' and 'Go to Report Log' are also visible.

The report output is sorted by SSN and formatted using Extract Type options of Fixed-Width, sent in message class **OLCIPFOP**, or Comma Delimited, sent in message class **OLCIPCOP**. The report is delivered to the SAIG mailbox (TG number) associated with the FSA User ID that requested the report. The extract file layouts are available in the [NSLDS Record Layouts](#) section of the IFAP website.

Enrollment Reporting Deleted CIP Codes Report (SCHDC1)

The new *Enrollment Reporting (ER) Deleted CIP Code Report (SCHDC1)* provides school users with an extract of current students enrolled in a program with a CIP Year 2000 or 2010. The report assists schools in determining which students have programs with **deleted CIP codes** for the CIP Year 2020.

Users may refer to the [NCES website](#) to obtain 2020 CIP Codes. The report can be requested for a six-digit School Code or eight-digit School Location Code. The user may choose to receive all data associated with their school by leaving the asterisk (*) in the School Location Code or receive data for a single location by entering the eight-digit OPEID in the School Location Code. The user can indicate whether to include students currently enrolled in programs with a CIP Year 2000 and/or 2010 that do not have equivalent 2020 CIP Year programs.

The screenshot shows the NSLDS web interface. At the top, there's a header with the Federal Student Aid logo, the text 'PROUD SPONSOR of the AMERICAN MIND™', and the NSLDS logo. Below this is a navigation bar with buttons for Menu, Aid, Enroll, GE, Org, Report, and Tran. A status bar indicates the user is logged in as TEST USER from NORTH SOUTH UNIVERSITY. The main content area shows the 'Report Parameters' form with the following fields:

- ID:** SCHDC1 **Type:** Extract
- Name:** ER DELETED CIP CODE REPORT
- School Code:** 067899
- School Location Code:** * 99999999
- Include CIP Yr 2000 w/ no 2020:** Y
- Include CIP Yr 2010 w/ no 2020:** Y
- Extract Type:** --Select--
- Sort By:** 1 Student SSN
- Output Medium:** SAIG

A 'Submit' button is located at the bottom of the form.

The report output is sorted by SSN and formatted using Extract Type options of Fixed-Width, sent in message class **DLCIPFOP**, or Comma Delimited, sent in message class **DLCIPCOP**. The report is delivered to the SAIG mailbox (TG number) associated with the FSA User ID that requested the report. The extract file layouts are available in the [NSLDS Record Layouts](#) section of the IFAP website.

Enrollment History Report (SCHHS1)

The new *Enrollment History Report (SCHHS1)* provides school users with an extract of all school certified active campus and program enrollment history at a given school or location. The report can be requested for a six-digit School Code or eight-digit School Location Code. The user may choose to receive all data associated with their school by leaving the asterisk (*) in the School Location Code or receive data for a single location by entering the eight-digit OPEID in the School Location Code. The report can be limited to a Social Security Number (SSN) and Last Name range. The user can also indicate a date range for Campus Effective Date and Program Effective Date for campus and program enrollment history. Additionally, the user may choose to receive all programs associated with their school by leaving the asterisk (*) in the CIP Code and Credential Level fields, or limit output to a

specific CIP Code and credential level. The user may also indicate a specific length range for the Published Program Length in Years.


Federal Student Aid

An OFFICE of the U.S. DEPARTMENT of EDUCATION

PROUD SPONSOR of

the AMERICAN MIND™

National Student Loan Data System (NSLDS)



Menu

Aid


Enroll


GE


Org

Report

Tran









Report List | Web Report List

FSA ID: NSL.SCTST2.FSA logged on as: TEST USER from NORTH SOUTH UNIVERSITY / TG54560 / SCTST2

Return to Report List

ID: SCHHS1Type: Extract

Name: ENROLLMENT HISTORY REPORT

Go to Report Log

Report Parameters

School Code:067899

School Location Code:*99999999

Student SSN Begin:000000000XXXXXXXXX

Student SSN End:999999999XXXXXXXXX

Student Last Name Begin:*

Student Last Name End:*

Campus Effective Date Begin:01/01/0001MM/DD/CCYY

Campus Effective Date End:12/31/2998MM/DD/CCYY

Program Effective Date Begin:01/01/0001MM/DD/CCYY

Program Effective Date End:12/31/2998MM/DD/CCYY

CIP Code:*)(*) for All

Credential Level:*

Published Prog Lgth Yrs Begin:000000999999

Published Prog Lgth Yrs End:999999999999

File Type:--Select--

Sort By:1 Student SSN

Output Medium:SAIG


Submit

The report output is sorted by SSN and formatted using Extract Type options of Fixed-Width, sent in message class **ERHISFOP**, or Comma Delimited, sent in message class **ERHISCOP**. The report is delivered to the SAIG mailbox (TG number) associated with the FSA User ID that requested the report. The detail records are identical to the updated Enrollment Reporting Roster Layouts. Please see the NSLDS Enrollment Reporting Guide for reporting and field details. The Enrollment Reporting Guide is available in the [NSLDS User Documentation section](#) on IFAP.

Enhancements to the Enrollment Reporting Statistics

New 2020 CIP Code Statistics


The Enrollment Reporting Statistics have been enhanced to track whether a school has reported programs with a 2020 CIP Year for the students on its Enrollment Reporting Roster. NSLDS determines **Programs Certified with Active Enrollment**, **Programs Certified with 2020 CIP Year**, and **Percent Program Certified with 2020 CIP Year** by calculating the total number of programs certified with active enrollment (enrollment statuses of 'F', 'Q', 'H', 'L', and 'A') on the Start Date and number of programs certified, at least once, with active enrollment, where CIP Year was 2020, within the current evaluation period.



Return To Enrollment
Reporting Profile

Name: NORTH SOUTH UNIVERSITY
Code: 06789900 **Type:** School

Enrollment Reporting Statistics

 **Display Options**


School Code: 067899

School Location Code: 06789900 ▼

Display Statistics For: ☐ School ☒ School Location

Compliance Notification Letter Sent On or Before: 04/14/2020 (MMDDCCYY)

Maximum Number of Compliance Notifications Per Location: 10

 **Certification Statistics for Location**

	Start Date	Evaluation Date	Students in Portfolio	Students Cert.	Students Cert. With Prog. Enroll.	Percent Stu. Cert.	Percent Stu. Cert. with Prog. Enroll.	Prog. Cert. With Active Enroll.	Prog. Cert. With 2020 CIP Year	Percent Prog. Cert. with 2020 CIP Year	Roster Records Returned	Roster Records in Error Returned	Roster Error Percent
1	12/01/2019	01/31/2020	100	100	86	100.00%	86.00%	100	25	25.00%	100	11	11.00%
2	11/01/2019	12/31/2019	100	100	87	100.00%	87.00%	100	79	79.00%	100	11	11.00%

Schools can view the new 2020 CIP Code Statistics in the Certification Statistics for Location table on the Enrollment Statistics Page, located under Enrollment Reporting Profile in the Enroll tab. Schools are encouraged to refer to the NCES website for a full listing of 2020 CIP Codes and take the necessary action to ensure that 2020 CIP Year programs are reported for all currently enrolled students.

Additionally, the new *Enrollment Reporting (ER) Deleted CIP Code Report (SCHDC1)* assists schools in determining which students have programs with deleted CIP codes for the CIP Year 2020.

Furthermore, the *Enrollment Statistics Report (ENLST1)*, which contains the same information that is displayed on the Enrollment Reporting Statistics page, has been updated to include the new 2020 CIP Code Statistics. This report provides school users with Enrollment Statistics for the school code or school location code associated with the user's ID. The report includes information about completeness and quality of the enrollment reporting provided by schools participating in the federal student aid programs. The report is available to request on the Report tab and is delivered on-demand in a browser window using MS Excel™ format.

Customer Service Reminder

Please remember to keep your [NSLDS Professional Access](#) website ORG contacts current and always list at least a Primary Contact for your organization. Additionally, for all NSLDS data providers, it is important to include a Customer Svc (Borrowers) contact as the information is viewed on the StudentAid.gov website for student customers while also being used by other Federal Student Aid partners.

Additionally, please ensure your school has an Enrollment Reporting contact listed so that important notifications related to enrollment reporting compliance are received.

The NSLDS Customer Support Center can be reached at 1-800-999-8219 or by email at nslds@ed.gov and is available Monday through Friday from 8 a.m. to 9 p.m. Eastern time (ET). Callers in locations without access to 800 numbers may call 785-838-2141.