

National Student Loan Data System (NSLDS[®])

NSLDS Transfer Student Monitoring & Financial Aid History User Guide and Record Layouts

March 2026

The 2025 *One Big Beautiful Bill Act (OBBBA)* makes numerous amendments to the *Higher Education Act of 1965*, as amended (*HEA*), some of which became effective upon enactment of *OBBBA* while others will become effective on July 1, 2026, and beyond. To ensure that the U.S. Department of Education (ED) can implement those provisions that are effective now or will become effective on July 1, 2026, ED is drafting presentations and documents in advance of publication of a final rule on these topics. These presentations and documents are intended to ensure that vendors, servicers, partners and stakeholders have the requisite time to prepare for the implementation of the *OBBBA*. However, the information is subject to change depending upon ED's rulemaking process. ED has not prejudged the outcome of that negotiated rulemaking process. This information provides a structure for vendors, servicers, partners and stakeholders to begin building these systems, but it does not impair, prevent, or control policy decisions that may be made by ED. The information is preliminary, and ED, including its vendors and servicers, will not launch any new systems or make final system changes that are public facing until ED publishes a final rule on these topics. ED will provide additional information if any changes are made during the rulemaking process.

Table of Contents

What's New!	1
1.0 Introduction	2
1.1 What is Transfer Student Monitoring (TSM)?	2
1.2 What is Financial Aid History (FAH)?	2
2.0 Transfer Student Monitoring Page	3
2.1 TSM Profile Set-Up	5
2.2 Default Transfer Student Monitoring Profile.....	10
2.3 Update School Transfer Monitoring Profile Preferences.....	12
2.4 Monitoring List Tab	13
2.5 Add New Student to Monitoring	15
2.5.1 Loan Summary Page.....	18
2.5.2 Grants Page	19
2.5.3 Financial Aid Dashboard Page.....	19
2.6 Transfer Student Monitoring List Information.....	20
2.6.1 Edit Transfer Student Monitoring Information	22
2.6.2 End Monitoring Student Confirmation	23
2.7 Alerts List Tab.....	24
2.7.1 Loan Alert Display.....	27
2.7.2 Grant Alert Display	29
2.8 Previously Monitored Students	31
2.8.1 Previously Monitored Students – Re-populate Student	32
2.8.2 The Re-Populate Transfer Student Monitoring List Pop-Up - Errors.....	34
3.0 Financial Aid History Report (FAT001) via NSLDSFAP	35
3.1 Request for Financial Aid History Report (FAT001).....	35

4.0 Transfer Monitoring Report.....	42
4.1 Request for Transfer Monitoring Report	42
5.0 Contacts.....	44
6.0 Transfer Student Monitoring and Financial Aid History Batch Processes.....	46
6.1 Batch Files Used	47
6.2 Message Classes	48
6.3 Definitions of Columns.....	50
7.0 Transfer Student Monitoring and Financial Aid History Batch Inform File Layouts.....	51
7.1 Batch Inform File Layouts.....	51
7.1.1 Batch Inform Header Record Layout.....	52
7.1.2 Batch Inform Detail Record Layout.....	54
7.1.3 Batch Inform Trailer Record Layout.....	58
7.2 Batch Inform Error/Acknowledgment File Layout.....	59
7.2.1 Batch Inform Error/ Acknowledgment Header Record Layout	60
7.2.2 Batch Inform Error/ Acknowledgment Detail Record Layout	61
7.2.3 Batch Inform Error/ Acknowledgment Trailer Record Layout.....	62
7.2.4 Error and Warning Codes Legends.....	64
8.0 Transfer Student Monitoring Alert/Financial Aid History Batch File Layout.....	67
8.1 TSM/FAH Header Batch Record Layout	67
8.2 TSM/FAH Detail Batch Record Layout –Type 1: Applicant Detail Record	69
8.3 TSM/FAH Detail Batch Record Layout – Type 2: Name History Record.....	112
8.4 TSM/FAH Detail Batch Record Layout – Type 3: Overpayment Record.....	114
8.5 TSM/FAH Detail Batch Record Layout – Type 4: Grant Payment Record	117
8.6 TSM/FAH Detail Batch Record Layout – Type 5: Loan Detail Record.....	125
8.7 TSM/FAH Trailer Batch Record Layout	138

**9.0 Transfer Student Monitoring Alert and Financial Aid History Batch Report
Layout 139**

List of Figures

Figure 2-1, National Student Loan Data System (NSLDS) Homepage - School Tab - Transfer Student Monitoring Link.....	3
Figure 2-2, Transfer Student Monitoring Page.....	3
Figure 2-3, Transfer Student Monitoring Set Up Profile.....	5
Figure 2-4, School Transfer Monitoring Profile Preferences Set Up Page.....	6
Figure 2-5, TSM and FAH Profile Page.....	10
Figure 2-6, Update School Transfer Monitoring Profile Preferences Page	12
Figure 2-7, Monitoring List Tab	13
Figure 2-8, Transfer Student Monitoring Page - Add New Student Button to Transfer Monitoring List Button	15
Figure 2-9, Add Student to Monitoring Page - Search Student.....	16
Figure 2-10, Add Student To Monitoring - Search Result(s).....	16
Figure 2-11, Add Student to Transfer Monitoring List Pop-up.....	17
Figure 2-12, Successfully added to Transfer Monitoring List Message	18
Figure 2-13, Loan Summary Page - Add Student to TSM List Button.....	19
Figure 2-14, Grants Page - Add Student to TSM List Button.....	19
Figure 2-15, Financial Aid Dashboard Page - Add Student to TSM List Button	20
Figure 2-16, Transfer Student Monitoring Page - Monitoring List Tab.....	20
Figure 2-17, Edit Transfer Student Monitoring Information Pop-Up	22
Figure 2-18, Monitoring List - Successfully Edited.....	23
Figure 2-19, End Monitoring Student Confirmation Pop-Up	23
Figure 2-20, Alerts List Tab	24
Figure 2-21, TSM Alerts List Tab - With Alerts.....	27
Figure 2-22, View Alert History Page - Loan Alert	27
Figure 2-23, Loan Detail Page	28
Figure 2-24, View Alert History Page- Grant Alert	29
Figure 2-25, Grants Page	30
Figure 2-26, Previously Monitored Students Page	31
Figure 2-27, Previously Monitored Students List.....	32

Figure 2-28, Re-Populate Transfer Student Monitoring List Pop-Up.....	33
Figure 2-29, Re-Populate Transfer Student Monitoring List Pop-up	34
Figure 2-30, Previously Monitored Students - Successfully Re-Populated Message	35
Figure 3-1, National Student Loan Data System (NSLDS) Homepage - School Tab - Financial Aid History Report (FAT001)	36
Figure 3-2, Financial Aid History Report (FAT001) Page.....	36
Figure 3-3, Add Person.....	38
Figure 3-4, Add Person Pop-Up	38
Figure 3-5, Financial Aid History Report Page (FAT001) – Student Successfully Added ...	39
Figure 3-6, Financial Aid History Report Request Complete	40
Figure 3-7, Delete Person.....	41
Figure 3-8, Delete Person? Pop-Up.....	41
Figure 4-1, TSM Report, Parameters Page	42
Figure 5-1, School Profile Page.....	45
Figure 9-1, TSM/FAH History Report, Page 1.....	141
Figure 9-2, TSM/FAH History Report, Page 2.....	142

What's New!

The updates in this version of the document for the TSM/FAH batch and web process sections include the following:

Section	Section Name	Change
Sections 6.0, 7.0, 8.0 – 8.7, and 9.0	TSM/FAH Batch Processes, TSM/FAH Batch File Layouts and Batch Report Layout	New fields, new values within existing fields, updated descriptions, field name changes, field length changes, and field position changes.

Note: The 2025 *One Big Beautiful Bill Act (OBBBA)* makes numerous amendments to the *Higher Education Act of 1965, as amended (HEA)*, some of which became effective upon enactment of *OBBBA* while others will become effective on July 1, 2026, and beyond. To ensure that the U.S. Department of Education (ED) can implement those provisions that are effective now or will become effective on July 1, 2026, ED is drafting presentations and documents in advance of publication of a final rule on these topics. These presentations and documents are intended to ensure that vendors, servicers, partners and stakeholders have the requisite time to prepare for the implementation of the *OBBBA*. However, the information is subject to change depending upon ED's rulemaking process. ED has not prejudged the outcome of that negotiated rulemaking process. This information provides a structure for vendors, servicers, partners and stakeholders to begin building these systems, but it does not impair, prevent, or control policy decisions that may be made by ED. The information is preliminary, and ED, including its vendors and servicers, will not launch any new systems or make final system changes that are public facing until ED publishes a final rule on these topics. ED will provide additional information if any changes are made during the rulemaking process.

1.0 Introduction

This User Guide provides instructions on how to use Transfer Student Monitoring (TSM) online, how to request Financial Aid History (FAH), and the TSM/FAH Batch process.

1.1 What is Transfer Student Monitoring (TSM)?

In accordance with final regulations published on November 1, 2000, and on July 1, 2001, NSLDS implemented a new Transfer Student Monitoring Process for students who transfer from one school to another during the same award year. Under the Transfer Student Monitoring Process, a school 'Informs' NSLDS of its transfer students, NSLDS 'Monitors' changes in the financial aid history of those students, and 'Alerts' the school of any relevant changes.

In order to monitor students, you, as the school, must have at least one authorized online NSLDS user. The user will need to establish a School Transfer Profile on the [NSLDS Professional Access Website](#). Although it is not required, but recommended, schools may sign up at [FSA Partner Connect](#) to use the "Inform" feature or the TSM/FAH batch service.

After a school informs NSLDS of a transfer student, NSLDS monitors changes to the student's financial aid history information from the date that the latest Institutional Student Information Record (ISIR) for the student was generated and sent to the school. NSLDS checks to see if there have been any changes in the student's financial aid history that may be relevant to the student's eligibility for aid at the new school. Such changes might include a new or cancelled loan or a new or revised disbursement of a loan or grant. NSLDS continues to monitor changes in the student's financial aid history after the last Alert is sent to the school.

1.2 What is Financial Aid History (FAH)?

As a result of the guidance in Dear Colleague Letter GEN 01-09, schools can request FAH of a transfer student to confirm a student's eligibility for Title IV aid. NSLDS combines the Transfer Student Monitoring (TSM) and Financial Aid History (FAH) batch processes into one input format file and one output format file. Schools can also request FAH through the Financial Aid History Report (FAT001) via the [NSLDS Professional Access Website](#). Both the FAH batch process and the FAT001 Report will help in eligibility determinations, as the output response from both will provide aggregate loan amounts, overpayments, lifetime Pell amounts, and other important details for Title IV grants and loans

2.0 Transfer Student Monitoring Page

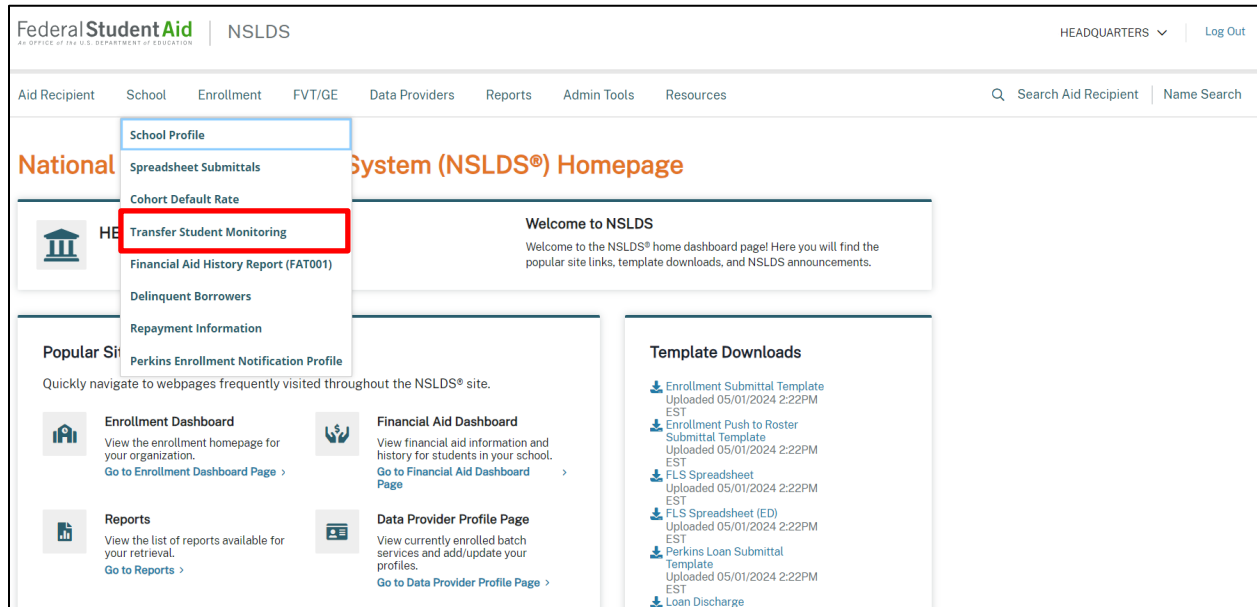


Figure 2-1, National Student Loan Data System (NSLDS) Homepage - School Tab - Transfer Student Monitoring Link

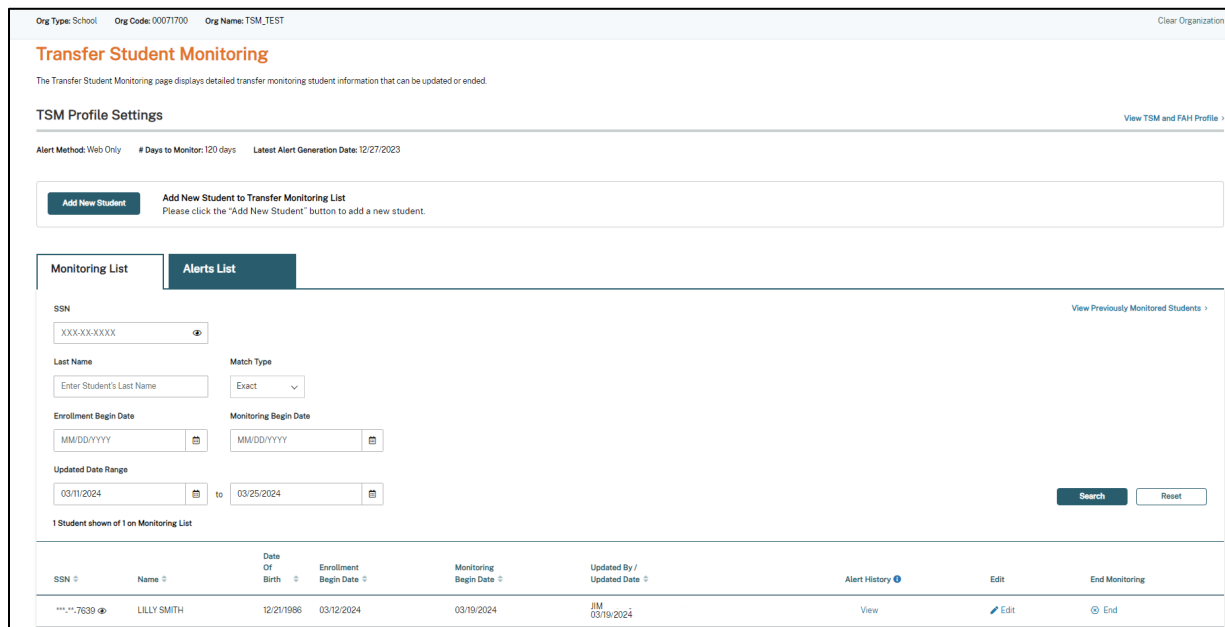


Figure 2-2, Transfer Student Monitoring Page

The Transfer Student Monitoring page can be found under the School tab on the [NSLDS Professional Access Website](#) and it includes the following:

1. TSM Profile Settings- Displays the school's current settings for Alert Method, number of Days to Monitor, Latest Alert Generation Date Range, and the Add New Student button. This will allow the user to add new students to the Transfer Student Monitoring List. Additionally, schools have the option to update their settings when clicking on 'View TSM and FAH Profile' link.
2. Monitoring List Tab- Displays all Students which have been added to or updated on the Transfer Monitoring List in the past 14 days from the current date. Users can search for students by SSN, Last Name, Enrollment Begin Date, Monitoring Begin Date, or Updated Date Range. The user can click on the 'View Previously Monitored Students' link to retrieve those students previously submitted that no longer display on the Monitoring List page.
3. Alerts List Tab- Displays all alerts that are generated for the school in the latest Alert run. Users can search for students by the Alert Generation Date Range, SSN, Last Name, Enrollment Begin Date or Monitoring Begin Date. Alerts that have not been reviewed by the school will have a warning icon next to them. The Alerts List table displays the following fields:
 - **Indicator to inform the user if the Alert has been 'Reviewed?'**
 - **SSN**
 - **Name**
 - **Date of Birth**
 - **Alert Generation Date Range** —The date range the latest Alert generated. This range allows users to specify a begin and end date to view Alerts generated within the selected timeframe. The end date will default to the current date, while the begin date will default to 120 days prior to the end date. The start date of the Alert Generation Date Range may be no more than 120 days prior to the End Date.
 - **Enrollment Begin Date** — The date the student is scheduled to begin classes at the school.
 - o **Note:** Alerts are generated based on the Enrollment Begin Date. For loans, the loan period has to overlap with the enrollment period. For grants, the award year has to be the same as the award year of the Enrollment Begin Date.
 - **Monitoring Begin Date** — The date the school wants NSLDS to begin monitoring the student.

- **Alert History**— A link to allow the user to navigate to view the Alert History page
- **End Monitoring** —An option to end monitoring for the selected student

In order to monitor students, schools must have at least one authorized online NSLDS User. The User will need to establish a TSM and FAH Profile on the [NSLDS Professional Access Website](#).

2.1 TSM Profile Set-Up

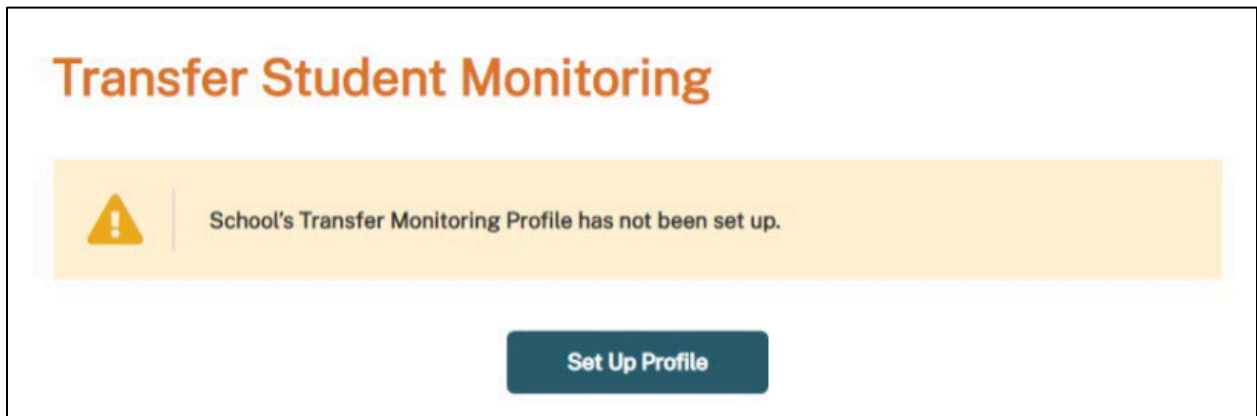


Figure 2-3, Transfer Student Monitoring Set Up Profile

School Transfer Monitoring Profile Preference Set Up

Transfer Student Monitoring Profile > Update School Transfer Monitoring Profile Preferences

Point of Contact Information

Title	First Name *	Last Name *
<input type="text" value="Enter Title"/>	<input type="text" value="First Name"/>	<input type="text" value="Last Name"/>

Phone Number *	Phone Extension
<input type="text" value="Phone Number"/>	<input type="text" value="Enter Phone Extension"/>

Inform Preferences

<input type="button" value="Search for SAIG Mailbox"/>	Destination SAIG Mailbox	Do You Utilize a Servicer?
--	---------------------------------	-----------------------------------

Enrollment Roster Preferences

<input type="checkbox"/> Add students submitted for TSM to Enrollment Roster? <input type="checkbox"/> Add to Roster for all Branches (TSM)?	<input type="checkbox"/> Add students submitted for FAH to Enrollment Roster? <input type="checkbox"/> Add to Roster for all Branches (FAH)?
---	---

Monitoring & Alert Preferences

No. of Days to Monitor *	Notification Email Address *
<input type="text" value="No. of Days to Monitor"/>	<input type="text" value="Enter Notification Email Address"/>

Alert Method *

Web & Batch Web Only

<input type="button" value="Search for SAIG Mailbox"/>	Destination SAIG Mailbox
--	---------------------------------

Batch Format *

Figure 2-4, School Transfer Monitoring Profile Preferences Set Up Page

To establish a TSM profile, school users access the School Transfer Monitoring Profile Preference Set Up page. The School Transfer Monitoring Profile Preference Set Up page is the first page a school must complete before using the Transfer Student Monitoring

process. If a profile has been set up, this page is accessible from the Transfer Student Monitoring page by clicking the 'View TSM and FAH Profile' link in the TSM Profile Settings section. If a profile has not been set up, the Transfer Student Monitoring page will just show a warning that says "School's Transfer Student Monitoring Profile has not been set up" with a button to allow schools to set up their TSM Profile.

When that button is clicked, it will bring the user to The School Transfer Monitoring Profile Preferences Set Up page, which allows you to add your TSM and FAH Profile information. The TSM and FAH Profile Preferences page includes Point of Contact information, Inform Preferences, Enrollment Roster Preferences, Monitoring & Alert Preferences, Number of Days the school would like to monitor their students and the Alert Methods Preferences. Schools must complete this page before submitting their first Inform File and/or before adding students to the school's monitoring list via the web.

The School Transfer Monitoring Profile Preferences Set Up page displays the following fields, which need to be completed by the school:

- **Title**—The school contact's title.
- **First Name**—The first name of the school contact.
- **Last Name**—The last name of the school contact.
- **Phone Number**—The school contact's phone number and extension.
- **Notification E-mail Address**—The e-mail address of the person(s) assigned to receive Alert notifications. You may use a group email address established by your school if you would like more than one person to receive Alert messages. If an Alert has been generated for your school, NSLDS sends an email to the contact listed on the School Transfer Profile page, stating that an Alert file for the school is available.
- **Inform Preferences**—The SAIG mailbox from which Inform Batch Files will be submitted. Anyone with NSLDS online access who has a User ID associated with the school can submit an Inform file via batch. A school can also request that an outside agency, such as a servicer, submits Inform files. However, the school must provide a SAIG mailbox from which those files will be sent. If a servicer is chosen, the "Do You Utilize a Servicer?" box must display 'Yes'. Then, once the user enters an active TG mailbox that's associated to the school, the name of the servicer will automatically populate. These fields are optional for schools that opt to use the NSLDSFAP website solely for the purpose of managing their Transfer Student Monitoring List.

Note: A SAIG mailbox is the TG number used to transmit data. It starts with "TG."

Reminder: In order to process an 'H' request (request for the FAH of a student) and/or a 'B' request (request to add a student to your TSM List and to request FAH on that student), as provided in the TSM/FAH Batch Inform detail record, file layout position 210, the school's Primary Destination Point Administrator (PDPA) must have it defined on the [Partner Connect website](#) with the NSLDS batch service for your school's TG Mailbox associated with the FAH functionality. Schools can only update their SAIG Mailbox for FAH Inform Preferences through the Partner Connect website.

The TSM and FAH SAIG mailbox must be the same when a school is submitting an Inform Batch File that contains a "B" request (both request FAH on a student and add the student to the TSM List) in order for the "B" request in the batch Inform File to process successfully.

- **Enrollment Roster Preferences**— This field allows schools to add students submitted for TSM and/or FAH to the submitting school's Enrollment Roster. By selecting 'Add Student submitted for TSM/FAH to Enrollment Roster?' schools are indicating that the student submitted via TSM and/or FAH will be added to their 8-digit OPEID Enrollment Roster. By selecting 'Add to Roster for all Branches (TSM/FAH)?' schools are indicating the option to add a student submitted via TSM and/or FAH to the submitting school's 8-digit OPEID Enrollment Roster will be applied to each location within the 6-digit OPEID code.

Example: If Location 06789900 selects the 'Add to Roster for all Branches (TSM/FAH)?' option and Location 06789901 submits a TSM/FAH Inform File, the student in the TSM/FAH submittal will be added to the Enrollment Roster for Location 06789901.

- **No. of Days to Monitor**—This field tracks the monitoring time period (in number of days) designated by a school for monitoring their transfer students.
 - Note: The Monitoring Duration defaults to 90 days but can be updated between 30-120 days. The Monitoring Duration period for a student is based off the Monitor Begin Date entered.
- **Alert Method**—A school must indicate whether it wants alert information sent by Web & Batch or the Web Only. One of these options must be checked.
- **SAIG Mailbox**—If the school designated 'Web & Batch' in the Monitoring & Alert Preferences as the Alert Method, the school must provide the TG number to receive alerts. If the school uses an outside agency, such as a third-party servicer, this TG number must belong to that servicer and 'Yes' must be selected under

'Do You Utilize a Servicer'. However, if the school requested to receive alerts by Web Only, the Search for SAIG Mailbox button does not display. Note: if a TG number is provided, it must have a relationship with the school.

- **Batch Format**—If the school designated Web & Batch as the Alert Method, the format the school would like to receive alerts must be selected as Extract or Report format. The Extract format is strictly a string of data, usually imported into a spreadsheet format, such as MS Excel or a school's system, such as a mainframe, for processing. The Report format presents the data in an easy-to-read report format.

The minimum information required for a TSM and FAH Profile includes:

- First and Last Name
- Phone Number
- No. of Days to Monitor
- Notification Email Address
- Alert Method
- Batch Format

Once the profile is completed, click **Create**. Once a profile is successfully submitted, a message will appear stating that the profile has been created.

- If a school user tries to access any of the Transfer Monitoring functions before completing the TSM and FAH Profile, the user will be directed to the School Transfer Monitoring Profile Preferences Set Up page.

The School Transfer Monitoring Profile Preferences Set Up page will only display once. After the information and preferences on this page are successfully completed, a school must use the Edit Preferences function, on the school's TSM and FAH profile, to make any changes. Although every NSLDS online user associated with the 8-digit OPEID level has access to complete the TSM and FAH Profile page, you should designate a specific person to manage this function to ensure it is always up to date.

TSM and FAH Profile
School Profile > TSM and FAH Profile

Transfer Student Monitoring Profile Preferences (TSM) Edit Preferences

<p>TSM Point of Contact Info</p> <p>Title: CEO</p> <p>Name: HANNAH BIND</p> <p>Phone: 123-457-2323 EXT: 12</p> <p>Notification Email: fakeemail43761@testfakeemail.com</p>	<p>TSM Inform Preferences</p> <p>SAIG Mailbox: TG88888</p> <p>Do You Utilize a Servicer? No</p> <p>Monitoring & Alert Preferences</p> <p>No. of days to Monitor: 100</p> <p>Alert Method: Web & Batch</p> <p>SAIG Mailbox: TG88888</p> <p>Do You Utilize a Servicer? No</p> <p>Batch Format: Extract</p>	<p>TSM Enrollment Roster Preferences</p> <p><input checked="" type="checkbox"/> Add students submitted for TSM to Enrollment Roster?</p> <p><input checked="" type="checkbox"/> Add to Roster for all Branches (TSM)?</p> <p>Last Updated Information</p> <p>Last Updated By: Lisa Kimberly</p> <p>Last Updated On: 10/05/2022</p>
---	--	--

Financial Aid History Profile Preferences (FAH)

<p>FAH Inform Preferences</p> <p>SAIG Mailbox: TG88888</p> <p>Servicer Name: SCHOOL CODE FOR CONSOLIDATION LOANS</p>	<p>FAH Enrollment Roster Preferences</p> <p><input checked="" type="checkbox"/> Add students submitted for FAH to Enrollment Roster?</p> <p><input checked="" type="checkbox"/> Add to Roster for all Branches (FAH)?</p>
---	--

Figure 2-5, TSM and FAH Profile Page

2.2 Default Transfer Student Monitoring Profile

NSLDS will create a default Transfer Student Monitoring Profile if the school has signed up for Transfer Student Monitoring/Financial Aid History on the [Partner Connect Website](#). School users will be able to access and perform TSM functions, but will be given the warning message, "Profile has not been confirmed." While confirming the pre-established profile, or if needed, a school user can make a change to the default profile and the system will consider that as confirmation. An alternative method to confirm the school profile will be for school users to go to the TSM and FAH Profile page and confirm the default settings created via Partner Connect system-to-system interface feed.

The default settings for the TSM and FAH Profile are displayed below:

- **Title**— Partner Connect FAH Designee
- **Name (First and Last Name)**—
 - Point of Contact's First Name as reported from Partner Connect to NSLDS via the system-to-system interface batch services settings

- Point of Contact's Last Name as reported from Partner Connect to NSLDS via the system-to-system interface batch services settings
- **Phone**— Point of Contact's Phone Number as reported from Partner Connect to NSLDS via the system-to-system interface batch services settings
- **Phone Extension**—Partner Connect FAH designee
- **Organization Name**— User/DPA's Organization Name
- **No. of days to Monitor**— 30 - 120 days
- **Alert Method**— Web Only
- **SAIG Mailbox**— Blank
- **Do You Utilize a Servicer?** — Blank
- **Organization Name**— Blank
- **Batch Format**— Blank
- **Notification E-mail Address**— In order of priority:
 - Email from NSLDS's Organization Contact for TSM
 - Email from NSLDS's Organization Contact for Primary Contact
 - Email from Partner Connect to NSLDS via system interface batch services settings
- **Last Updated By**— System Default Setup
- **Last Updated On**— The date of the default setup as reported in the Partner Connect NSLDS Batch Services

2.3 Update School Transfer Monitoring Profile Preferences

Org Type: School Org Code: 88888800 Org Name: SCHOOL CODE FOR CONSOLIDATION LOANS

Update School Transfer Monitoring Profile Preferences

Transfer Student Monitoring Profile > Update School Transfer Monitoring Profile Preferences

Point of Contact Information

Title	First Name *	Last Name *
<input type="text" value="CEO"/>	<input type="text" value="HANNAH"/>	<input type="text" value="BIND"/>
Phone Number *	Phone Extension	
<input type="text" value="123-457-2323"/>	<input type="text" value="12"/>	

Inform Preferences

<input type="button" value="Search for SAIG Mailbox"/>	Destination SAIG Mailbox TG88888	Do You Utilize a Servicer? No
--	--	---

Enrollment Roster Preferences

<input checked="" type="checkbox"/> Add students submitted for TSM to Enrollment Roster? <input checked="" type="checkbox"/> Add to Roster for all Branches (TSM)?	<input checked="" type="checkbox"/> Add students submitted for FAH to Enrollment Roster? <input checked="" type="checkbox"/> Add to Roster for all Branches (FAH)?
---	---

Monitoring & Alert Preferences

No. of Days to Monitor *	Notification Email Address *
<input type="text" value="100"/>	<input type="text" value="fakeemail@testfakeemail.com"/>
Alert Method *	
<input checked="" type="radio"/> Web & Batch <input type="radio"/> Web Only	
<input type="button" value="Search for SAIG Mailbox"/>	Destination SAIG Mailbox TG88888
	Do You Utilize a Servicer? No
Batch Format *	
<input type="text" value="Extract"/>	

Last Updated On 10/05/2022	Last Updated By Lisa Kimberly
--------------------------------------	---

Figure 2-6, Update School Transfer Monitoring Profile Preferences Page

The Update School Transfer Monitoring Profile Preferences page, found by clicking on the Edit Preferences button on the schools' TSM and FAH Profile page, provides information about the Transfer Monitoring Profile Preferences on record for the school.

It also displays the name of the last person to update the page and the date of the update. The Update School Transfer Monitoring Profile Preferences page allows users to update their TSM and FAH Profile information.

The Update School Transfer Monitoring Profile Preferences page displays the same fields as the TSM and FAH Profile page. Once you have made the necessary changes, click the **Confirm** button at the bottom of the page. Once confirmed, a message will display stating the profile was successfully updated.

2.4 Monitoring List Tab

Org Type: School Org Code: 00071700 Org Name: TSM_TEST Clear Organization

Transfer Student Monitoring

The Transfer Student Monitoring page displays detailed transfer monitoring student information that can be updated or ended.

TSM Profile Settings View TSM and FAH Profile >

Alert Method: Web Only # Days to Monitor: 120 days Latest Alert Generation Date: 12/27/2023

Add New Student Add New Student to Transfer Monitoring List
Please click the "Add New Student" button to add a new student.

Monitoring List Alerts List

SSN: View Previously Monitored Students >

Last Name: Match Type:

Enrollment Begin Date: Monitoring Begin Date:

Updated Date Range: to

1 Student shown of 1 on Monitoring List

SSN	Name	Date of Birth	Enrollment Begin Date	Monitoring Begin Date	Updated By / Updated Date	Alert History	Edit	End Monitoring
***-**-7839	LILLY SMITH	12/21/1986	03/12/2024	03/19/2024	JIM 03/19/2024	View	Edit	End

Figure 2-7, Monitoring List Tab

The Transfer Student Monitoring page displays when you click on the Transfer Student Monitoring section under the School tab on the [NSLDS Professional Access Website](#) (NSLDSFAP). The Monitoring Lists tab displays students that were submitted by the school either by adding the student via the web or from the Transfer Student Monitoring/Financial Aid History Batch Inform File. The number of students currently displayed on the Monitoring List tab via NSLDFAP does not reflect the complete list of students being monitored by the school. The statement 'X Students shown of Y on Monitoring List' explains the number of students displayed on the Monitoring List Tab (X) within the selected Updated Date Range by the user, out of all students currently on the school's Monitoring List (Y).

The Monitoring List can be sorted by the following fields:

- SSN

- Last Name
- Enrollment Begin Date
- Monitoring Begin Date
- Updated Date Range

The Monitoring List displays the following fields:

- **SSN**— The student’s Social Security number
- **Name**— The student’s first and last name as reported by the school on the Inform Batch File or by adding the student via the web.
- **Date Of Birth**— The student’s date of birth. If a student record was added to the Transfer Monitoring List, but is not found in NSLDS, the DOB defaults to the value you provided for the record.
- **Enrollment Begin Date**— The date the student is scheduled to begin classes at the school.
 - **Note:** Alerts are generated based on Enrollment Begin Date. For loans, the loan period has to overlap with the enrollment period. For grants, the award year has to be the same as the award year of the Enrollment Begin Date.
- **Monitoring Begin Date**— The date the school wants NSLDS to begin monitoring the student.
- **Updated By / Updated Date**— This box displays the name of the person who added or made the last update to this student’s monitoring record, and the date that change was made. If there have been no updates since the student was added to the list, the name of the user who added the student is displayed along with the date that the student was added. If the student was added or last updated via batch process, only the process date displays.
- **Alert History**— A link to allow the user to navigate to view the Alert History page, if applicable.
- **Edit**— Where a user can edit the student information.
- **End Monitoring**— The link for a user to remove the student from the monitoring list.

The List tabs will show a default display where students are sorted by the most recent Monitoring Begin Date. The user can sort students by clicking on each field title. Clicking on a field once will put students in ascending order by the field clicked, while clicking twice puts the students in descending order.

- The Monitoring and Alerts Lists will display the following buttons to allow users to navigate the various pages, if applicable:
 - **Next**— Moves the user to the next page of students on the monitoring list.
 - **Double Arrow**— Moves the user to the end of the monitoring list.

Reminder: For a comprehensive list of people on your school’s TSM Inform roster, consider requesting the Transfer Monitoring Report, SCH07A, as described in section 3.0.

2.5 Add New Student to Monitoring

Schools may add students to their monitoring list by batch and by the [NSLDS Professional Access Website](#):

- Batch – Schools can submit over SAIG the Transfer Student Monitoring Inform Batch File to add students. If a record was submitted via batch, only the date will be displayed in the Monitoring List Updated By/Updated Date column on the web.
- Web – Schools can use the Add Student to Monitoring page to add students to their TSM List. If a record was submitted via the web, the name associated with the user ID of the person creating the record displays under the Updated By / Updated Date column on the Monitoring List. The Add Student to Monitoring page is located in the TSM Profile Settings section on the Transfer Student Monitoring page.

The screenshot shows the 'Transfer Student Monitoring' page. At the top, there is a title 'Transfer Student Monitoring' and a subtitle 'The Transfer Student Monitoring page displays detailed transfer monitoring student information that can be updated or ended.' Below this is the 'TSM Profile Settings' section, which includes a link 'View TSM and FAH Profile >'. Underneath, there are three settings: 'Alert Method: Web & Batch', '# Days to Monitor: 100 days', and 'Latest Alert Generation Date: 10/12/2022'. A red rectangular box highlights a button labeled 'Add New Student' and the text 'Add New Student to Transfer Monitoring List. Please click the "Add New Student" button to add a new student.' At the bottom of the page, there are two tabs: 'Monitoring List' and 'Alerts List', with 'Alerts List' being the active tab.

Figure 2-8, Transfer Student Monitoring Page - Add New Student Button to Transfer Monitoring List Button

Add Student To Monitoring
 Transfer Student Monitoring > Add Student To Monitoring List

The Search Student list displays a history of active students. Multiple results will show up to verify if this is the case to prevent duplications within the system.

Search Student

Search for a student to add to the Monitoring List.

Student SSN * First Name * Last Name * Date Of Birth *

XXX-XX-XXXX Enter Student's First Name Enter Student's Last Name MM/DD/YYYY

Cancel Search

Figure 2-9, Add Student to Monitoring Page - Search Student

The Add Student to Monitoring page allows users to inform NSLDS of students they would like added to their Transfer Student Monitoring List. This page is accessible from the Transfer Student Monitoring page by selecting the Add New Student to Transfer Monitoring List button in the TSM Profile Settings section.

The following fields are required to retrieve a student to add to the school’s TSM list:

- **Student SSN**—The student’s Social Security number.
- **First Name**—The student’s first name.
- **Last Name**—The student’s last name.
- **Date of Birth**—The student’s date of birth.

Add Student To Monitoring
 Transfer Student Monitoring > Add Student To Monitoring List

The Search Student list displays a history of active students. Multiple results will show up to verify if this is the case to prevent duplications within the system.

Org Type: School Org Code: 88888800 Org Name: SCHOOL CODE FOR CONSOLIDATION LOANS Clear Organization

Search for a student to add to the Monitoring List.

Student SSN * First Name * Last Name * Date Of Birth *

***-**-4049 Hermina Holloman 08/16/1945

Cancel Search

Search Result(s)

HERMINA HOLLOMAN
 SSN: ***-**-4049 Date Of Birth: 08/16/1945

Add Student to TSM List

Figure 2-10, Add Student To Monitoring - Search Result(s)

Add Student to Transfer Student Monitoring List X

This student will be added to this schools transfer student monitoring list:
88888800 SCHOOL CODE FOR CONSOLIDATION LOANS

First Name: HERMINA **Last Name:** HOLLOMAN

SSN: ***.**-4049 **Date of Birth:** 08/16/1945

Enrollment Begin Date * **Monitor Begin Date ***

MM/DD/YYYY MM/DD/YYYY

Cancel Add Student

Figure 2-11, Add Student to Transfer Monitoring List Pop-up

Once a user successfully retrieves a student, the Add Student to Transfer Student Monitoring List box will display. The OPEID, First Name, Last Name, SSN and Date of Birth fields will be prepopulated.

The following fields are required:

- **Enrollment Begin Date**—The date the student is set to begin enrollment at the school. NSLDS will require school users to set this field to the current date, a date that is no more than 90 days in the past from the current date or a date that is no more than 18 months (548 days) in the future from the current date.
- **Note:** Alerts are generated based on Enrollment Begin Date. For loans, the loan period has to overlap with the enrollment period. For grants, the award year has to be the same as the award year of the Enrollment Begin Date.
- **Monitor Begin Date**—The date the school would like to begin monitoring the student. NSLDS will allow users to set this field to the current date, a date that is no more than 18 months (548 days) in the future from the current date and the Monitor Begin Date is no later than the Enrollment Begin Date.

When the Enrollment Begin Date and Monitor Begin Date fields have been populated with no errors, the user will click the **Add Student** button to add the student to the school's Transfer Monitoring List.

The screenshot shows a success message at the top: "HERMINA HOLLOMAN was successfully added to the Transfer Student Monitoring List." Below this, there are two tabs: "Monitoring List" (selected) and "Alerts List". The "Monitoring List" section contains search filters for SSN, Last Name, Match Type, Enrollment Begin Date, Monitoring Begin Date, and Updated Date Range. A "Search" button is present. Below the filters, it says "1 Student shown of 15 on Monitoring List". A table below shows the student's details:

SSN	Name	Date Of Birth	Enrollment Begin Date	Monitoring Begin Date	Updated By / Updated Date	Alert History	Edit	End Monitoring
***-**-4049	HERMINA HOLLOMAN	08/16/1945	05/25/2024	05/21/2024	JIM 05/21/2024		Edit	End

Figure 2-12, Successfully added to Transfer Monitoring List Message

Once a student has been successfully added, the user will be navigated back to the Transfer Student Monitoring page and a message will display stating the student was successfully added to the Transfer Student Monitoring List. The student now displays in the school’s Monitoring List on the Transfer Student Monitoring page.

2.5.1 Loan Summary Page

Another way to add a student to the school’s Monitoring List is by the Loan Summary page. A banner at the top of the page will display when a borrower is not on the school’s TSM List. Once the user clicks the ‘Add Student to TSM List’ button, the Add Student to Transfer Student Monitoring List pop up displays (Figure 2-11) and allows the user to add the student to their school’s Monitoring List.

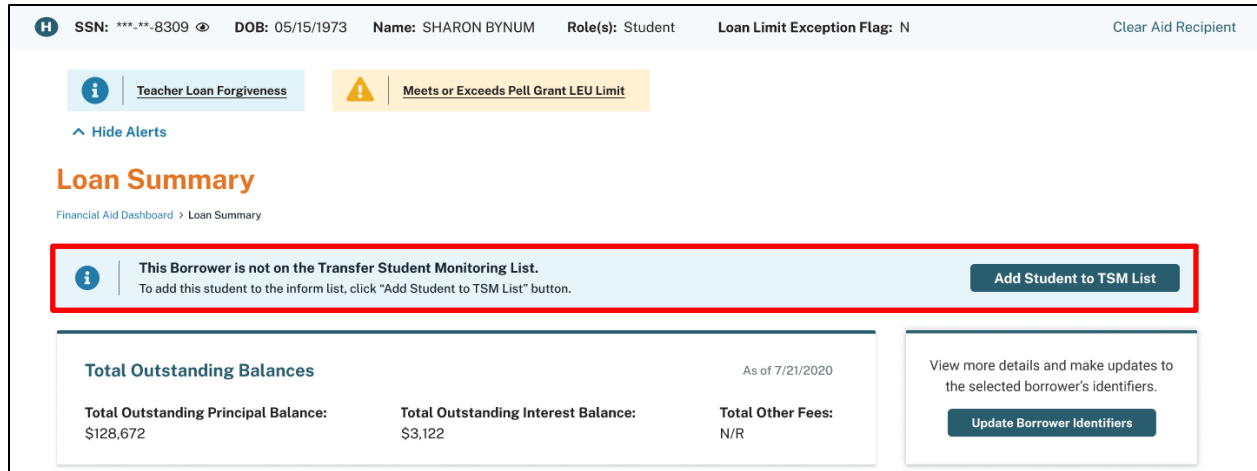


Figure 2-13, Loan Summary Page - Add Student to TSM List Button

2.5.2 Grants Page

The Grants page also allows a user to add a student to the school’s Monitoring List. A banner at the top of the page will display when a borrower is not on the school’s TSM List. Once the user clicks the ‘Add Student to TSM List’ button, the Add Student to Transfer Student Monitoring List pop up displays (Figure 2-11) and allows the user to add the student to their school’s Monitoring List.

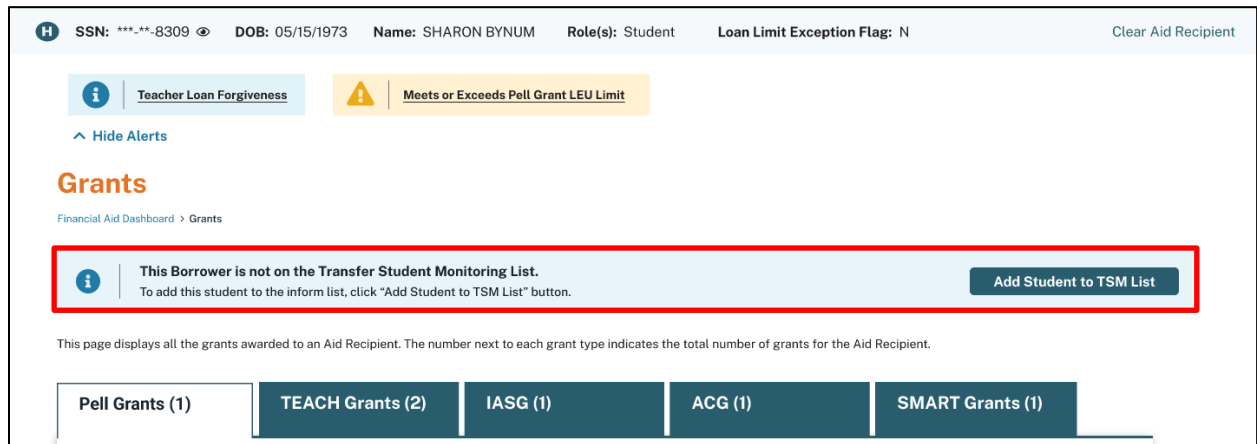


Figure 2-14, Grants Page - Add Student to TSM List Button

2.5.3 Financial Aid Dashboard Page

The Financial Aid Dashboard page also allows a user to add a student to the school’s Monitoring List. A banner at the top of the page will display when a borrower is not on the school’s TSM List. Once the user clicks the ‘Add Student to TSM List’ button, the Add

Student to Transfer Student Monitoring List pop up displays (Figure 2-11) and allows the user to add the student to their school’s Monitoring List.

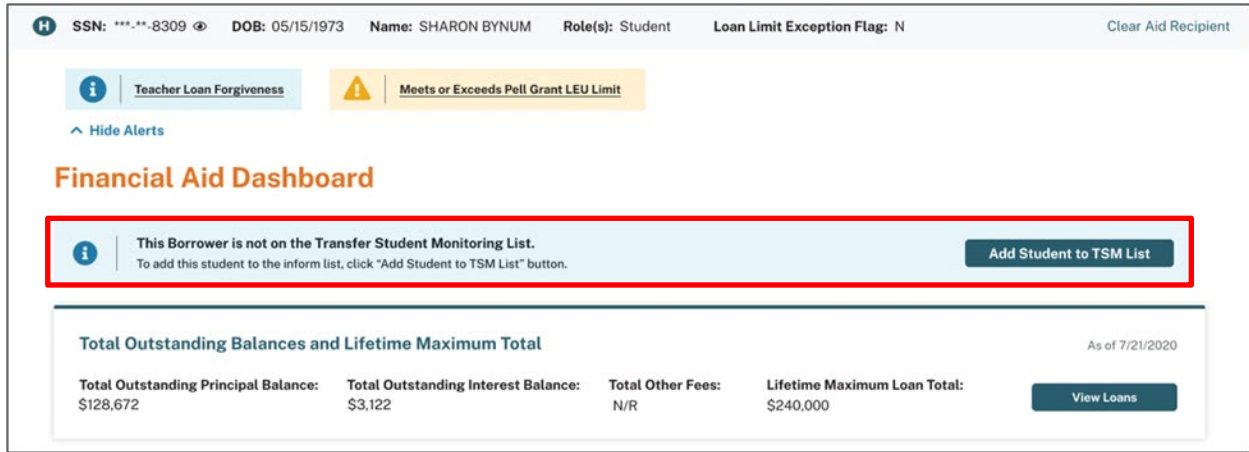


Figure 2-15, Financial Aid Dashboard Page - Add Student to TSM List Button

2.6 Transfer Student Monitoring List Information

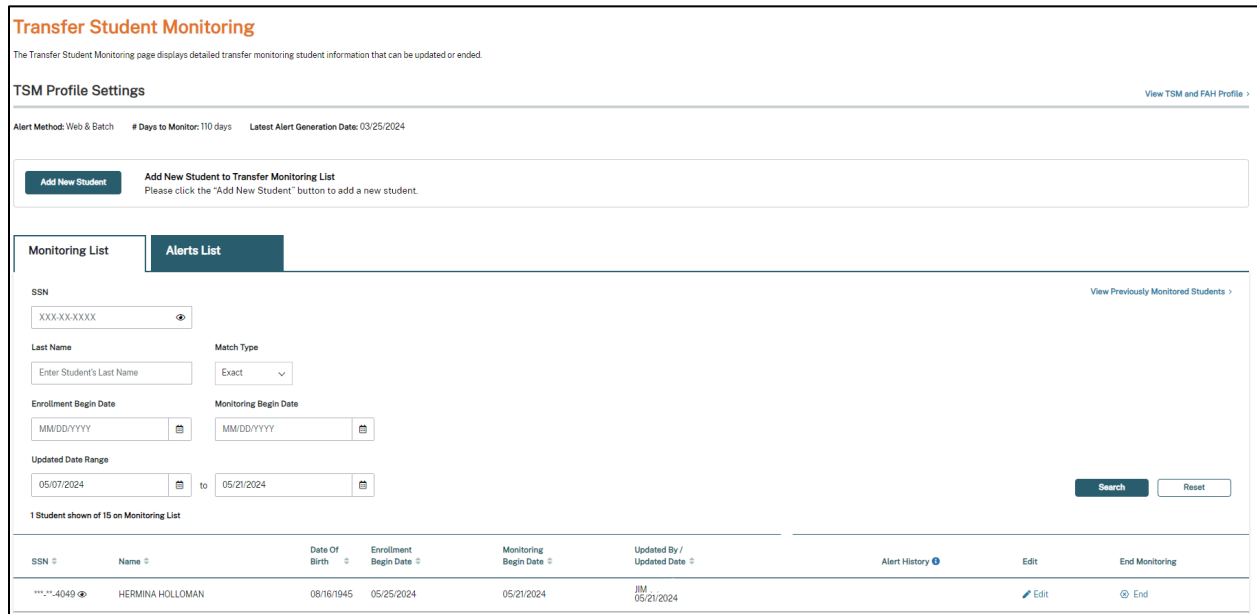


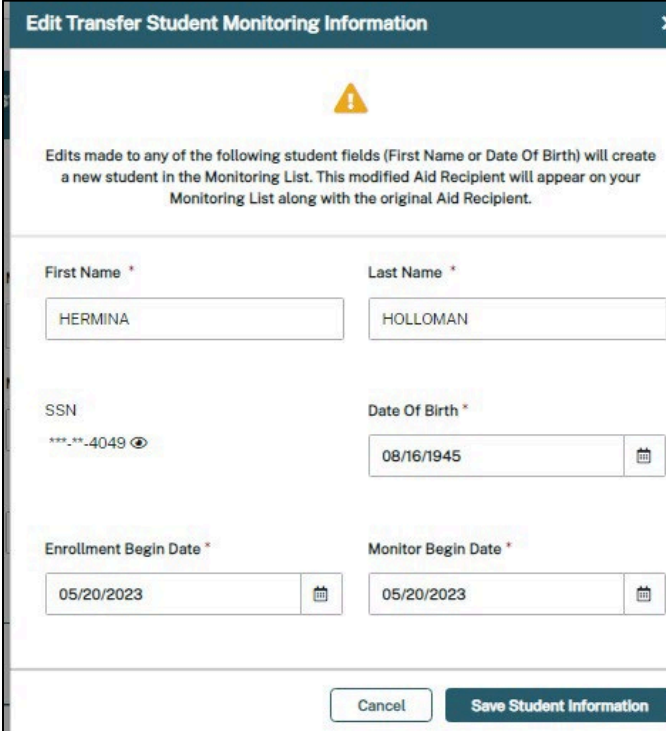
Figure 2-16, Transfer Student Monitoring Page - Monitoring List Tab

The Monitoring List section provides detailed Transfer Student Monitoring information that can be updated. It is accessible at the bottom of Transfer Student Monitoring page.

The Student Monitoring List section displays the following fields:

- **SSN**
- **Name**
- **Date of Birth**
- **Enrollment Begin Date**
- **Monitoring Begin Date**
- **Updated By/Updated Date**
- **Alert History**— A link to view a student’s current and previously generated Alerts. Only students who have had alerts in the past will have a link provided to view their Alert History.
- **Edit**—To update the student’s record, click the **Edit** button. This button links you to the Edit Transfer Student Monitoring Information page.
- **End Monitoring**—To end the student’s record from the Transfer Student Monitoring List or the Inform Batch File. Click ‘End’ under the End Monitoring column. This links you to the End Monitoring Student Confirmation page. Once confirmed, the student will no longer display on the Monitoring List but will now display on the Previously Monitored Students page.

2.6.1 Edit Transfer Student Monitoring Information



The screenshot shows a pop-up window titled "Edit Transfer Student Monitoring Information" with a close button (X) in the top right corner. Below the title bar is a yellow warning triangle icon. A text box contains the following message: "Edits made to any of the following student fields (First Name or Date Of Birth) will create a new student in the Monitoring List. This modified Aid Recipient will appear on your Monitoring List along with the original Aid Recipient." Below this message are several input fields arranged in a grid:

First Name *	Last Name *
<input type="text" value="HERMINA"/>	<input type="text" value="HOLLOMAN"/>
SSN ***.**-4049	Date Of Birth * <input type="text" value="08/16/1945"/>
Enrollment Begin Date * <input type="text" value="05/20/2023"/>	Monitor Begin Date * <input type="text" value="05/20/2023"/>

At the bottom of the form are two buttons: "Cancel" and "Save Student Information".

Figure 2-17, Edit Transfer Student Monitoring Information Pop-Up

The Edit Transfer Student Monitoring Information pop-up allows you to update the student's Transfer Student Monitoring information and is accessible from the Monitoring List tab.

The Edit Transfer Student Monitoring Information pop-up displays all the same fields from the Add Student to Transfer Student Monitoring List page. Once you have made the necessary changes, click the **Save Student Information** button at the bottom of the pop-up. Once saved, the user will be returned to the Transfer Student Monitoring Page and a message will appear stating that the student was successfully edited on the Monitoring List.

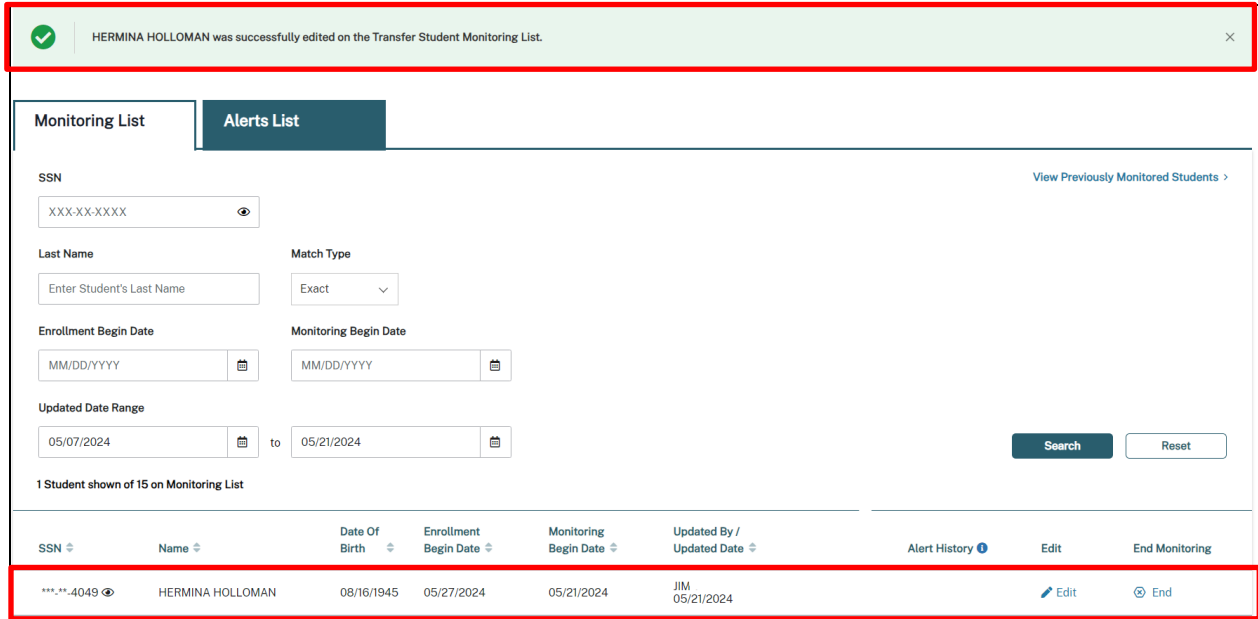


Figure 2-18, Monitoring List - Successfully Edited

2.6.2 End Monitoring Student Confirmation

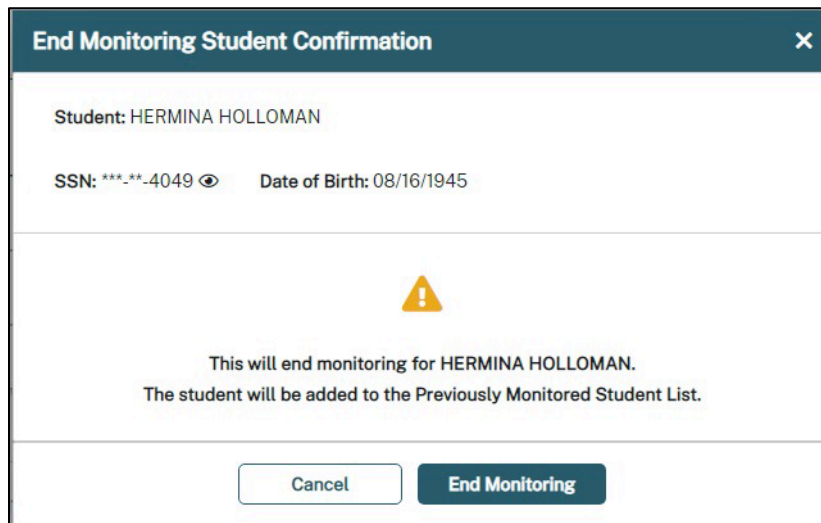


Figure 2-19, End Monitoring Student Confirmation Pop-Up

The End Monitoring Student Confirmation pop-up displays once a user clicks 'End' in the End Monitoring field on the Monitoring List tab. This will allow users to remove a student from the school's Monitoring List. When a user ends monitoring, the student will be removed from the Monitoring List and added to the "Previously Monitored Students" list

Schools' capability to update the Monitoring Duration time period (selecting from a 30–120-day range), as part of the TSM and FAH Profile, provides schools greater flexibility in controlling the monitoring time period for records. This added flexibility eliminates the need to manually end a record from being monitored, as monitoring will automatically end for all students once the Monitoring Duration time period (30-120 days after the Monitor Begin Date) has been reached.

2.7 Alerts List Tab

Monitoring List Alerts List

Alert Generation Date Range [View Previously Monitored Students >](#)

01/22/2024 to 05/21/2024

SSN
XXX-XX-XXXX

Last Name: Enter Student's Last Name Match Type: Exact

Enrollment Begin Date: MM/DD/YYYY Monitoring Begin Date: MM/DD/YYYY

Search **Reset**

1 of 15 Students Need To Be Reviewed

Reviewed?	SSN	Name	Date Of Birth	Alert Generation Date	Enrollment Begin Date	Monitoring Begin Date	Alert History	End Monitoring
<input checked="" type="checkbox"/>	***-**-1841	Isabella Brooks	12/27/1982	03/15/2024	03/15/2024	03/15/2024	View	End
<input checked="" type="checkbox"/>	***-**-1777	Anna Allen	06/22/1999	03/12/2024	02/08/2025	02/08/2024	View	End

Figure 2-20, Alerts List Tab

The Alerts List tab includes all students on a school's Transfer Monitoring List for whom relevant changes in aid have been reported.

NSLDS sets an Alert for a student on the school's Transfer Monitoring List whenever a change to any relevant aid has been reported for a student. Any authorized NSLDS user for a school can view the current Alerts List online at any time. In addition, a school can request that any Alerts be sent in the Alert Batch Files via the school's designated SAIG mailbox (or the school servicer's SAIG mailbox). The school's Monitoring & Alert Preferences is displayed on the TSM and FAH Profile.

Note: Go to the Update School Transfer Monitoring Profile Preferences page if you would like to change the method in which NSLDS sends your school Alerts.

A student's record will be monitored for up to the number of monitoring days specified on the school's profile after the Monitor Begin Date reported by the school. On the day

after this monitoring time period ends, the record will drop off from both the Transfer Monitoring List and Alerts List tabs. Users should be aware of the timing of the Alert process when attempting to review Alerts as records may have dropped from the Alerts List tab if the number of monitoring days for the records was exceeded.

Note: Alerts are generated based on Enrollment Begin Date. For loans, the loan period has to overlap with the enrollment period. For grants, the award year has to be the same as the award year of the Enrollment Begin Date.

The Alerts List page displays the following fields:

- **Reviewed?** — A field that indicates an alert was reviewed or not reviewed. NSLDS will mark all alerts for the student(s) as reviewed when the user clicks on the “Submit Reviews” button. If not reviewed, an Alert Icon will appear with the ability for the user to manually indicate that the student has been reviewed. If alerts are generated consecutively for the same student and the alerts have not been reviewed, the system will only display the student’s most recent alert generated. **NOTE:** If Alert Method is set to Web & Batch, all alerts will be set to reviewed on the Alerts List tab. If ‘View Alert History’ link is clicked, the View Alert History Page will show which alerts have been reviewed via the web.
- **SSN**—The student’s Social Security number.
- **Name**—The student’s first and last name.
- **Date Of Birth**—The student’s date of birth.
- **Alert Generation Date Range**— The date range the latest Alert generated. This range allows users to specify a begin and end date to view Alerts generated within the selected timeframe. The end date will default to the current date, while the begin date will default to 120 days prior to the end date. The start date of the Alert Generation Date Range may be no more than 120 days prior to the End Date.
- **Enrollment Begin Date**—The date the student is scheduled to begin classes at the school.
 - **Note:** Alerts are generated based on Enrollment Begin Date. For loans, the loan period has to overlap with the enrollment period. For grants, the award year has to be the same as the award year of the Enrollment Begin Date.
- **Monitoring Begin Date**—The date the school wants NSLDS to begin monitoring the student.

- **Alert History**— A link to view a student’s current and previously generated Alerts. Only students who have had alerts in the past will have a link provided to view their Alert History.
- **End Monitoring**— To end the student’s record from the Transfer Student Monitoring Alert List or Inform Batch File. Click ‘End’ under the End Monitoring field. This links you to the End Monitoring Student Confirmation page (Figure 2-19). Once confirmed, the student will now be available on the Previously Monitored Students page.

The Alerts List will show a default display where students are sorted by the most recent Monitoring Begin Date. The user can sort students by clicking on certain field titles. Clicking on a field once will put students in ascending order by the designated field, while clicking twice puts the students in descending order.

- **Name**
- **Alert Generation Date Range**
- **Enrollment Begin Date**
- **Monitoring Begin Date**

The Alerts List displays the following buttons to allow users to navigate the various pages:

- **Next**— Moves the user to the next page of students on the Alerts List.
- **Double Arrow**— Moves the user to the end of the Alerts List.

2.7.1 Loan Alert Display

The screenshot shows the 'Alerts List' tab with search filters for Alert Generation Date Range (01/22/2024 to 05/21/2024), SSN (XXX-XX-XXXX), Last Name (Enter Student's Last Name), Match Type (Exact), Enrollment Begin Date (MM/DD/YYYY), and Monitoring Begin Date (MM/DD/YYYY). A 'Search' button is present. Below the filters, it states '1 of 15 Students Need To Be Reviewed'. The table below lists two students with their alert details.

Reviewed?	SSN	Name	Date Of Birth	Alert Generation Date	Enrollment Begin Date	Monitoring Begin Date	Alert History	End Monitoring
<input checked="" type="checkbox"/>	***-**-1841	Isabella Brooks	12/27/1982	03/15/2024	03/15/2024	03/15/2024	View	End
<input checked="" type="checkbox"/>	***-**-1777	Anna Allen	06/22/1999	03/12/2024	02/08/2025	02/08/2024	View	End

Figure 2-21, TSM Alerts List Tab - With Alerts

If a Loan Alert is populated for a student, the user can click the 'View' link under the Alert History field, which will bring them to the View Alert History page. From this page, the user will click the 'Loan' link under the Award Type field, which will bring the user to the Loan Detail page.

The screenshot shows the 'View Alert History' page for student Brittany Krinshaw (SSN: ***-**-8245, Date of Birth: 04/21/1986). The latest alert generation date is 07/14/2022. The page includes filters for Enrollment Begin Date and Alert Date, and radio buttons for 'Loans & Grants' (selected), 'Loans Only', and 'Grants Only'. A table below lists alerts, with the 'Loan' alert highlighted in red.

Reviewed?	Award Type	Enrollment Begin Date	Monitoring Begin Date	Alert Date	Reviewed By
<input checked="" type="checkbox"/>	Loan	07/13/2022	07/13/2022	07/14/2022	
<input checked="" type="checkbox"/>	Grant - TG	07/13/2022	07/13/2022	07/14/2022	

Figure 2-22, View Alert History Page - Loan Alert

If the student had a relevant change reported on a loan, the **Loan** link displays on the Alerts List page. Clicking the **Loan** link takes the user to the Loan Detail page for that specific loan to view the change reported. If the student has changes to more than one loan, a **Loan** links displays for each loan, taking you to the Loan Detail page for the specific loan selected.

The screenshot shows the 'Loan Detail' page with a sidebar on the left containing various links like 'Amounts for Loan', 'Loan Information', 'CDR Information', etc. The main content area displays '1 of 2 Loans' and 'Next >'. A notification box indicates 'Loan Last Updated: 07/14/2022' and 'Federally Serviced'. Below this is a section titled 'Amounts for Loan' with a table showing loan details.

	Loan	OPB	OIB	Cumulative Capitalized Interest	Other Fees	Outstanding Catch Up Balance
Date	05/15/2022	07/14/2022	07/14/2022	07/14/2022	—	—
Amount	\$2,000	\$2,000	\$1	\$1	\$1	\$1

Additional information at the bottom of the table: Last Updated: 07/14/2022, Method: Web, Source: 579-PHEAA Servicer, and an Update button.

Figure 2-23, Loan Detail Page

The Loan Detail Page is also accessible from each loan card on the Loan Summary page, under the Aid Recipient tab and allows users to review the most recent information reported that may affect a student's eligibility for Title IV loans at his or her school.

Changes that prompt an Alert for loans are:

- New loan reported (Federal Family Education Loan (FFEL), Direct Loan, or Perkins).
- New disbursement or reduction in disbursed amount on an existing loan (FFEL, Direct Loan, or Perkins).
- A change in the amount of Outstanding Principal Balance (OPB) on an existing loan (FFEL, Direct Loan, or Perkins).

Note: Under the Amounts for Loan section on the Loan Detail Page, the View Outstanding Amount Balance History link will allow a user to navigate to the Outstanding Amount Balance History page to view changes that have been made to the amounts.

- New, increased, or decreased cancellation amount reported on a loan.

- Change in amount of loan (FFEL, Direct Loan, or Perkins).

2.7.2 Grant Alert Display

View Alert History

Transfer Student Monitoring > View Alert History

This page displays student's alerts. The corresponding loan detail or grant detail page can be viewed by clicking the Award Type link.

1 of 3 Students [Next >](#)

Student: Brittany Krinshaw
SSN: ***-**-8245 👁 Date of Birth: 04/21/1986

Latest Alert Generation Date: 07/14/2022

Enrollment Begin Date

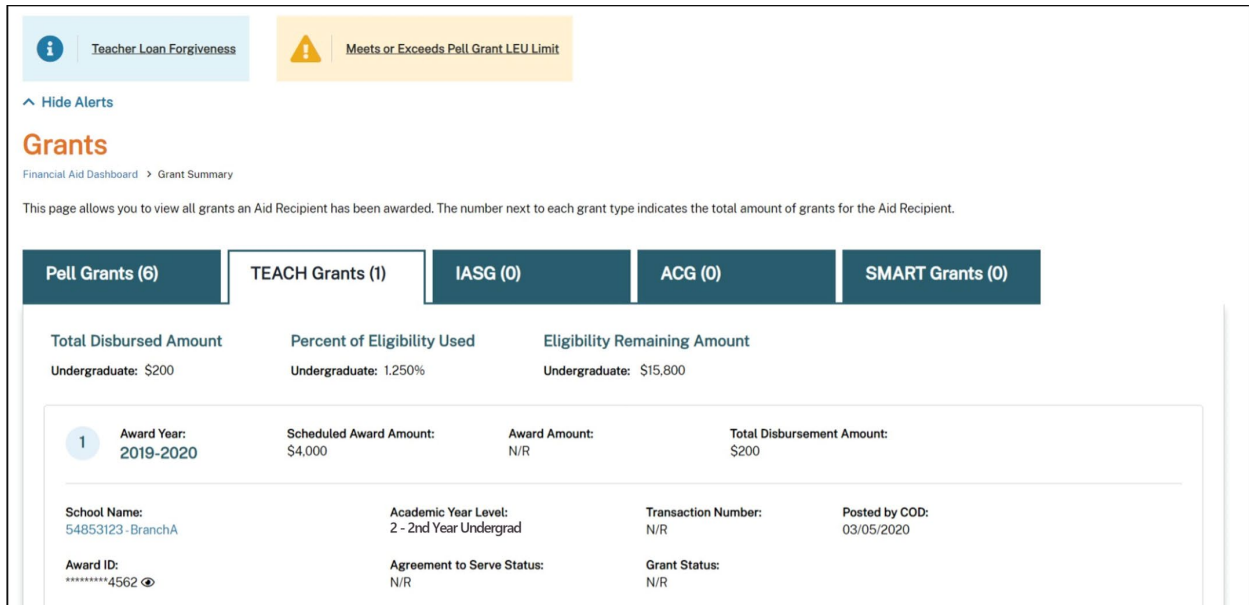
Alert Date

Loans & Grants
 Loans Only
 Grants Only

Reviewed?	Award Type	Enrollment Begin Date	Monitoring Begin Date	Alert Date	Reviewed By
⚠️ <input type="checkbox"/>	Loan	07/13/2022	07/13/2022	07/14/2022	
⚠️ <input type="checkbox"/>	Grant - TG	07/13/2022	07/13/2022	07/14/2022	

Figure 2-24, View Alert History Page- Grant Alert

If a Grant Alert is populated for a student under the Alerts List, the user can click the 'View' link under the Alert History field (Figure 2-21), which will bring them to the View Alert History page. From this page, the user will click the '**Grant-XX**' link under the Award Type field, which will bring the user to the Grants page to view the change(s) reported for the applicable Grant. If the student has changes to more than one Grant, a **Grant-XX** link display for each Grant, taking you to the Grants page for the specific Grant selected.



Teacher Loan Forgiveness | Meets or Exceeds Pell Grant LEU Limit

Hide Alerts

Grants

Financial Aid Dashboard > Grant Summary

This page allows you to view all grants an Aid Recipient has been awarded. The number next to each grant type indicates the total amount of grants for the Aid Recipient.

Pell Grants (6)	TEACH Grants (1)	IASG (0)	ACG (0)	SMART Grants (0)
-----------------	------------------	----------	---------	------------------

Total Disbursed Amount	Percent of Eligibility Used	Eligibility Remaining Amount
Undergraduate: \$200	Undergraduate: 1.250%	Undergraduate: \$15,800

1	Award Year:	Scheduled Award Amount:	Award Amount:	Total Disbursement Amount:
	2019-2020	\$4,000	N/R	\$200

School Name: 54853123-BranchA	Academic Year Level: 2 - 2nd Year Undergrad	Transaction Number: N/R	Posted by COD: 03/05/2020
Award ID: *****4562	Agreement to Serve Status: N/R	Grant Status: N/R	

Figure 2-25, Grants Page

The Grants page is also accessible from the Aid Recipient tab and the Financial Aid Dashboard page and allows users to review the most recent information that may affect a student’s eligibility for Pell, Teacher Education Assistance for College and Higher Education (TEACH), Iraq and Afghanistan Service Grants (IASGs), Academic Competitiveness Grants (ACGs), or National Science and Mathematics Access to Retain Talent (SMART) Grants.

Changes that prompt an Alert for Grants are:

- New Pell, TEACH, IASGs, ACGs, or National SMART Grants reported.
- New disbursements or reduction in disbursed amount on existing Pell, TEACH, IASGs, ACGs, or National SMART Grants.
- Change in Award Amounts for Pell, TEACH, IASGs, ACGs, or National SMART Grants.
- Changes in Pell Grant eligibility percentages.

2.8 Previously Monitored Students

Previously Monitored Students
Transfer Student Monitoring > Previously Monitored Students

The Transfer Monitoring Re-Populate page allows school users to retrieve those students previously submitted that no longer display on their Transfer Monitoring List. This will allow the user to add students back to their list for additional Transfer Monitoring. The filters below allow you to narrow down your list to locate the students you are looking for.

Previously Monitored Students

SSN
XXX-XX-XXXX

Last Name: Enter Student's Last Name
Match Type: Exact

Enrollment Begin Date Range: MM/DD/YYYY to MM/DD/YYYY

Monitoring Begin Date Range: MM/DD/YYYY to MM/DD/YYYY

Search Reset

Figure 2-26, Previously Monitored Students Page

The Previously Monitored Students page is accessible by clicking the 'View Previously Monitored Students' link in the Monitoring and Alerts List section on the Transfer Student Monitoring page (Figure 2-7). The Previously Monitored Students page allows school users to retrieve student records previously submitted, either from the Inform Batch File submissions or the Add New Student to TSM List via NSLDSFAP. This page displays students that are no longer active (have exceeded the number of set Monitoring days from their Monitor Begin Date or when the school manually ended the student's record from the End Monitoring field on the Transfer Student Monitoring page via the web). This allows the school to add a student back to their Transfer Monitoring List for additional monitoring.

The Previously Monitored Students page displays the following filters to search for students:

- SSN (exact match)
- Last Name
- Enrollment Begin Date
- Monitoring Begin Date

2.8.1 Previously Monitored Students – Re-populate Student

Previously Monitored Students

SSN

Last Name
 Match Type

Enrollment Begin Date Range
 to

Monitoring Begin Date Range
 to

Re-Populate Student?	SSN	Name	Date Of Birth	Enrollment Begin Date	Monitoring Begin Date	Monitoring End Date	Added By	Last Updated By	Alert History
<input type="checkbox"/>	***-**-4049	HERMINA HOLLOMAN	08/16/1945	10/09/2022	10/05/2022	10/13/2022	Lisa Kimberly	Lisa Kimberly 10/13/2022	

Showing 1 to 1 of 1 items << < Previous Next > >>

Figure 2-27, Previously Monitored Students List

After successfully searching for a student(s), the previously monitored student(s) will populate at the bottom of the page. School users will have the option to add students back to the school's Monitoring List by checking the box next to each student and then clicking the Re-Populate button at the bottom of the page. The fields below appear on the page for school users and can be used to sort the students:

- **Repopulate Student?** — Checkbox for the user to indicate that they wish to repopulate the student.
- **SSN** —The student's Social Security number (read-only field).
- **Name** —The student's first and last name (read-only field).
- **Date Of Birth** —The student's date of birth (read-only field).
- **Enrollment Begin Date** —The date the student is scheduled to begin classes at the school.
 - **Note:** Alerts are generated based on Enrollment Begin Date. For loans, the loan period has to overlap with the enrollment period. For grants, the award year has to be the same as the award year of the Enrollment Begin Date.
- **Monitoring Begin Date** —The date that NSLDS began monitoring the student.
- **Monitoring End Date** —The date that NSLDS ended monitoring for the student.
- **Added By** —This field displays the name of the person who added the student's monitoring record.
- **Last Updated By** —This field displays the name of the person who made the last update to this student's monitoring record, and the date that change was made.

If the student was last updated via the Inform batch process, only the process date displays.

The Previously Monitored Students Page displays up to 10 student records at a time. If more than 10 records exist, the **Next** and **Previous** navigation arrows will display at the bottom of the page to move from page to page.

The screenshot shows the 'Previously Monitored Students' interface. A pop-up dialog box titled 'Re-Populate Transfer Student Monitoring List' is open, displaying the following information:

- Message: The student(s) selected are going to re-populate on the Transfer Monitoring List. The monitor begin date and enrollment begin date inputted will be the same date for all of the student(s) selected.
- Monitor Duration: 100 Days
- Number of Students Selected: 1
- Monitor Begin Date: MM/DD/YYYY
- Enrollment Begin Date: MM/DD/YYYY

The background table shows the following student records:

Re-Populate Student?	SSN	Name	Added By	Last Updated By	Alert History
<input checked="" type="checkbox"/>	***-**-4049	HERMINA HOLLOMAN	Lisa Kimberly	Lisa Kimberly	
<input type="checkbox"/>	***-**-5475	Madison James	Lisa Kimberly	Lisa Kimberly	

Figure 2-28, Re-Populate Transfer Student Monitoring List Pop-Up

A school may update Transfer Student Monitoring information on the Previously Monitored Students Page. To update this information, the school must do the following:

1. Select the student record you want to re-populate by checking the box to the left of the student's SSN. Once records are selected, click the Re-Populate button at the bottom of the page.
2. Once the Re-Populate button is selected, the Re-Populate Transfer Student Monitoring List pop-up displays. The Monitor Begin Date and the Enrollment Begin Date will be available for users to update, as necessary for each individual student.

Reminder:

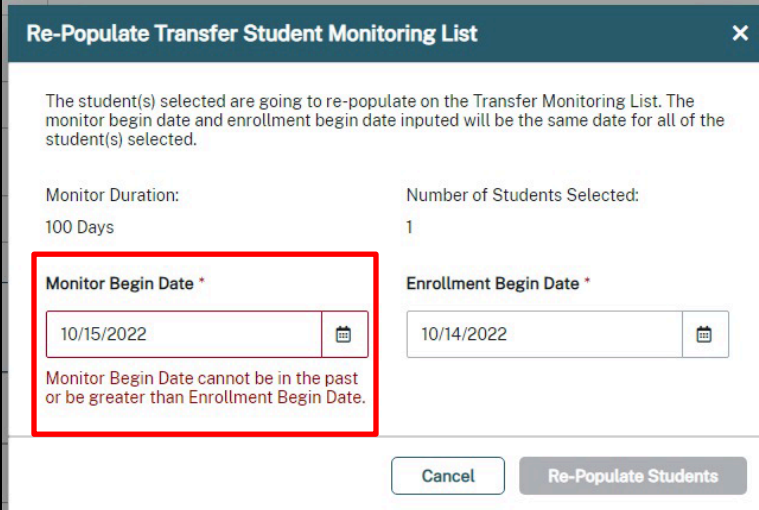
- **Enrollment Begin Date**—The date the student is set to begin enrollment at the school. NSLDS will require school users to set this field to the current date, a date that is no more than 90 days in the past from the current date or a date that is no more than 18 months (548 days) in the future from the current date.
- **Note:** Alerts are generated based on Enrollment Begin Date. For loans, the loan period has to overlap with the enrollment period. For grants, the

award year has to be the same as the award year of the Enrollment Begin Date.

- **Monitor Begin Date**—The date the school would like to begin monitoring the student. For the web, NSLDS will allow users to set this field to the current date, a date that is no more than 18 months (548 days) in the future from the current date and the Monitor Begin Date is no later than the Enrollment Begin Date.

When the Enrollment Begin Date and Monitor Begin Date fields have been populated with no errors, the user will click the **Re-Populate Student** button to add the student(s) back to the school's Transfer Monitoring List.

2.8.2 The Re-Populate Transfer Student Monitoring List Pop-Up - Errors



The screenshot shows a pop-up window titled "Re-Populate Transfer Student Monitoring List". The window contains the following information:

- Header: Re-Populate Transfer Student Monitoring List (with a close button 'X')
- Message: "The student(s) selected are going to re-populate on the Transfer Monitoring List. The monitor begin date and enrollment begin date inputted will be the same date for all of the student(s) selected."
- Monitor Duration: 100 Days
- Number of Students Selected: 1
- Monitor Begin Date: 10/15/2022 (with a calendar icon)
- Enrollment Begin Date: 10/14/2022 (with a calendar icon)
- Error Message: "Monitor Begin Date cannot be in the past or be greater than Enrollment Begin Date." (highlighted with a red box)
- Buttons: Cancel and Re-Populate Students

Figure 2-29, Re-Populate Transfer Student Monitoring List Pop-up

If either the Monitor Begin Date and/or the Enrollment Begin Date on the Re-Populate Transfer Monitoring List pop-up contains errors, an error message will display. If an error is made, there are two ways to resolve the issue:

1. Edit the data based on the error message(s) for each record displaying the error.
2. Cancel the update.

Once the records are successfully submitted, the Previously Monitored Students page will display the message "[Student Name] was successfully re-populated to the Transfer

Student Monitoring List page” and the student now displays on the school’s Monitoring List on the Transfer Student Monitoring Page.

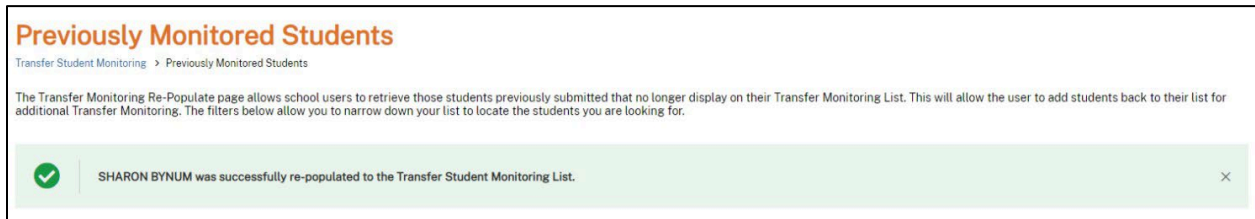


Figure 2-30, Previously Monitored Students - Successfully Re-Populated Message

3.0 Financial Aid History Report (FAT001) via NSLDSFAP

3.1 Request for Financial Aid History Report (FAT001)

The Financial Aid History Report (FAT001) is available to request on the [NSLDS Professional Access Website](#). The FAT001 Report provides schools with detailed financial aid histories for selected students. This report aids schools in determining the types and amounts of Title IV aid a student is eligible to receive by providing loan and grant history. It also informs schools of a student’s default on a Title IV loan and any obligation to an overpayment of Title IV aid. Schools have the option to request financial aid history directly from the Financial Aid History Report (FAT001) page via the NSLDSFAP website instead of submitting a financial aid history request through the Transfer Student Monitoring/Financial Aid History Batch Inform File. The FAT001 Report output will follow the same layout as the Transfer Student Monitoring/Financial Aid History Batch File Layout outlined in Section 8.0.

Note: There is no Error/Acknowledgement File for the FAT001 Report. Errors will be shown on the page, allowing you to correct them prior to submitting the request.

The Financial Aid History Report (FAT001) page can be found under the School tab on the [NSLDS Professional Access Website](#).

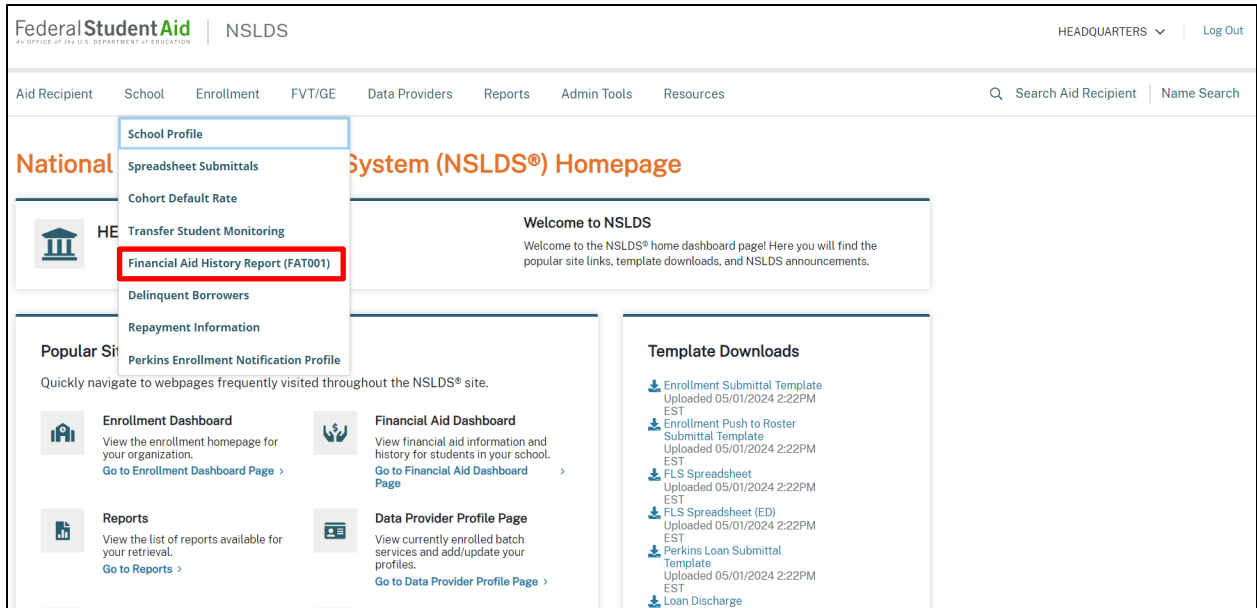


Figure 3-1, National Student Loan Data System (NSLDS) Homepage - School Tab - Financial Aid History Report (FAT001)

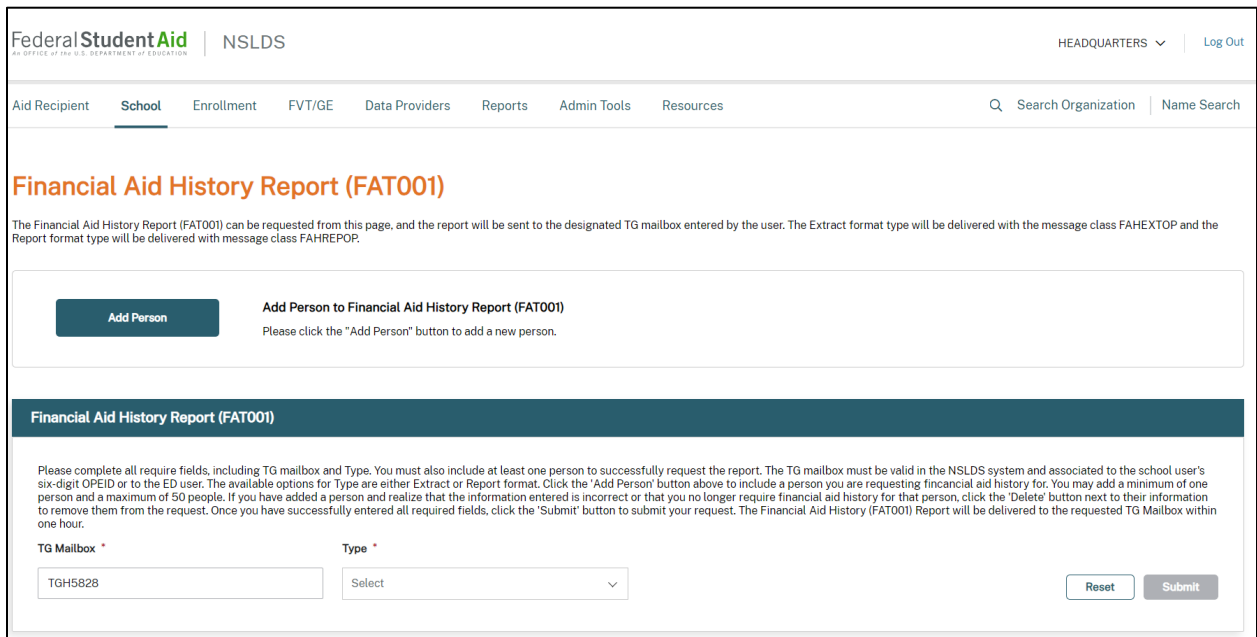


Figure 3-2, Financial Aid History Report (FAT001) Page

The following information is required to successfully request the Financial Aid History Report (FAT001):

- **TG Mailbox** – The designated Student Aid Internet Gateway (SAIG) TG Mailbox that the FAT001 will be delivered to. NSLDS will validate the TG Mailbox matches to an existing TG Mailbox in NSLDS and is associated to the school's six-digit OPEID.
- **Type** – The preferred response format in which schools would like to receive the FAT001 Report output. Must be specified as Extract or Report format. The Extract format, based on the Transfer Student Monitoring Alert/Financial Aid History Batch File Layout, consists of a string of fixed-width raw data, usually imported into a spreadsheet format, such as MS Excel or a school's system, such as a mainframe, for processing. The Report format presents the data in an easy-to-read report format. The report will be delivered to the designated SAIG TG mailbox using the following message classes:
 - FAHEXTOP - Extract format
 - FAHREPOP – Report format
- **Add Person** – To add a student(s) for whom the school is requesting financial aid history. Online users are required to successfully enter identifiers, including First Name, Last Name, Social Security Number and Date of Birth in order to add a person to the request. You must successfully add at least one student to request the FAT001 Report and can submit a request for up to 50 students at once.

Please note that the 'Submit' button at the bottom of the page will be disabled until all required information is provided.

To add a student to the FAT001 Report request, select the 'Add Person' button on the Financial Aid History Report (FAT001) page.

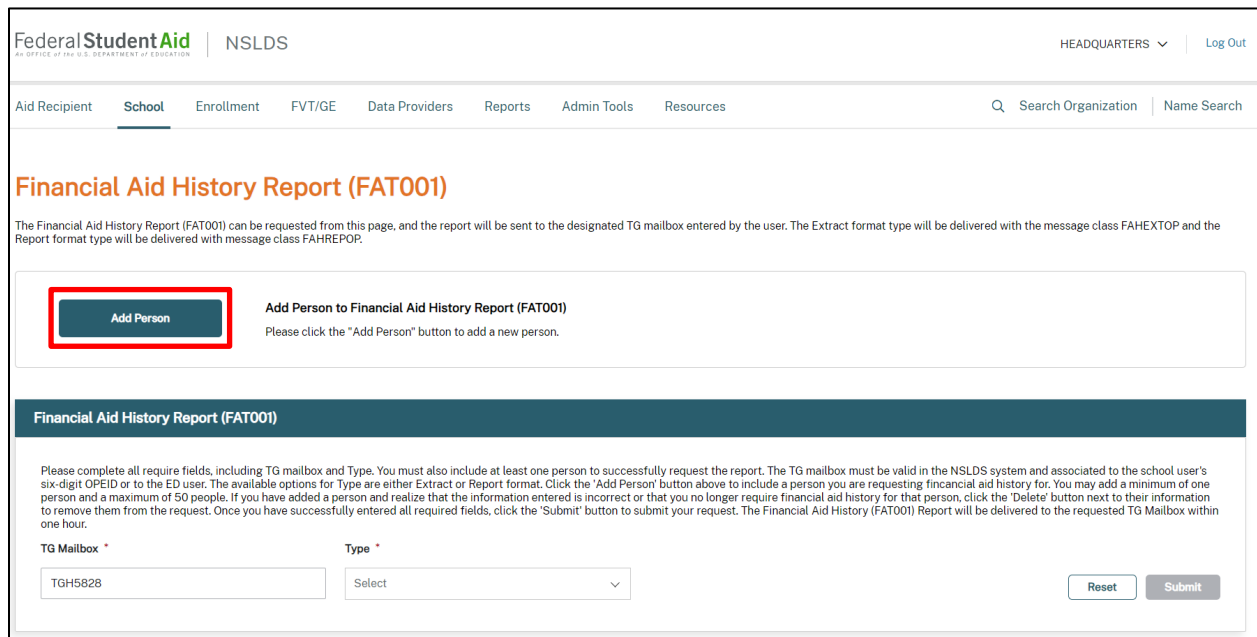


Figure 3-3, Add Person

After selecting the 'Add Person' button, a pop-up will display, allowing you to enter the identifiers needed to add a student to the request.

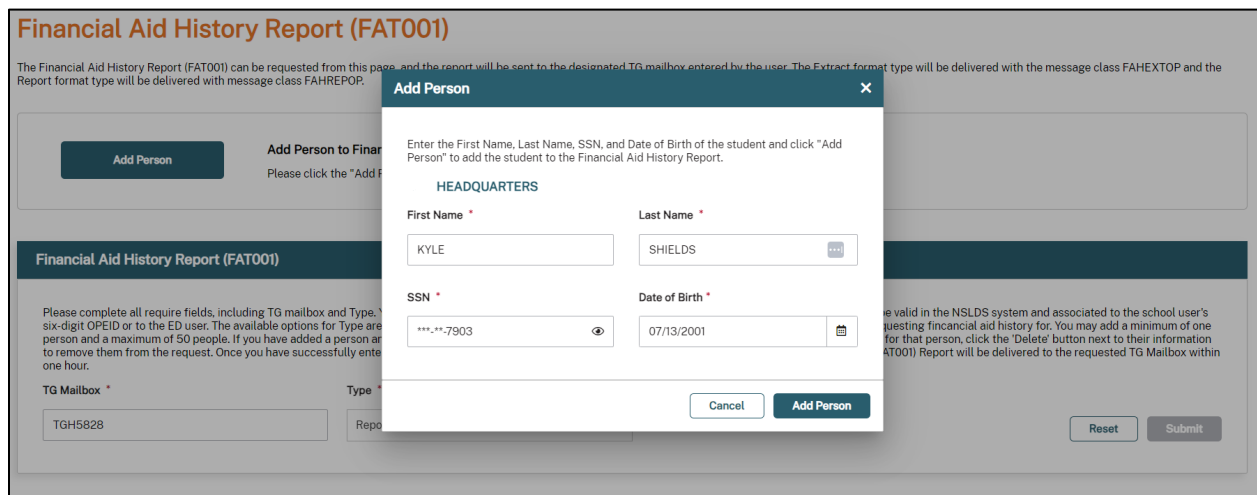


Figure 3-4, Add Person Pop-Up

Once the Add Person pop-up displays, you must enter the identifiers of the student, including First Name, Last Name, Social Security Number and Date of Birth. All fields are

required and must match to an existing person in NSLDS. If the student's information entered does not match to an existing person in NSLDS, a red banner will appear at the top of the Add Person pop-up with the message 'Student does not exist in the NSLDS System'. Once you have successfully entered all required information, select the 'Add Person' button at the bottom of the pop-up to add the student to the request.

Financial Aid History Report (FAT001)

The Financial Aid History Report (FAT001) can be requested from this page, and the report will be sent to the designated TG mailbox entered by the user. The Extract format type will be delivered with the message class FAHEXTOP and the Report format type will be delivered with message class FAHREPOP.

Add Person

Add Person to Financial Aid History Report (FAT001)

Please click the "Add Person" button to add a new person.

Financial Aid History Report (FAT001)

Please complete all require fields, including TG mailbox and Type. You must also include at least one person to successfully request the report. The TG mailbox must be valid in the NSLDS system and associated to the school user's six-digit OPEID or to the ED user. The available options for Type are either Extract or Report format. Click the 'Add Person' button above to include a person you are requesting financial aid history for. You may add a minimum of one person and a maximum of 50 people. If you have added a person and realize that the information entered is incorrect or that you no longer require financial aid history for that person, click the 'Delete' button next to their information to remove them from the request. Once you have successfully entered all required fields, click the 'Submit' button to submit your request. The Financial Aid History (FAT001) Report will be delivered to the requested TG Mailbox within one hour.

TG Mailbox *

Type *

Report ▾

SSN ↕	Name ↕	Date of Birth	Delete
***-**-7903 ⓘ	KYLE SHIELDS	07/13/2001	Delete

Showing 1 to 1 of 1 items << < Previous Next > >>

Figure 3-5, Financial Aid History Report Page (FAT001) – Student Successfully Added

After successfully adding a student to the FAT001 Report page request, the student will display on the Financial Aid History Report (FAT001) page. You must successfully add at least one student to request the FAT001 Report and can submit a request for up to 50 students at once. To add more students to the request, simply continue using the 'Add Person' button on the Financial Aid History Report (FAT001) page for as many students as needed, provided the total does not exceed 50. Whether one student or multiple students are included in the request, a list of added students will be shown on the Financial Aid History Report (FAT001) page, as shown in Figure 3-5. Users can sort this list by SSN or First Name using the up arrow for ascending order and the down arrow for descending order.

After you have successfully entered the TG Mailbox, selected the Report Type, and added at least one student, the Submit button will be activated, allowing you to submit your request of financial aid history for the selected students. Once the request is successfully submitted, a green banner will display at the top of the page, indicating that the request for the Financial Aid History Report (FAT001) was successful.

Financial Aid History Report (FAT001)

The Financial Aid History Report (FAT001) can be requested from this page, and the report will be sent to the designated TG mailbox entered by the user. The Extract format type will be delivered with the message class FAHEXTOP and the Report format type will be delivered with message class FAHREPOP.

Add Person

Add Person to Financial Aid History Report (FAT001)

Please click the "Add Person" button to add a new person.

Financial Aid History Report (FAT001)

Please complete all required fields, including TG mailbox and Type. You must also include at least one person to successfully request the report. The TG mailbox must be valid in the NSLDS system and associated to the school user's six-digit OPEID or to the ED user. The available options for Type are either Extract or Report format. Click the 'Add Person' button above to include a person you are requesting financial aid history for. You may add a minimum of one person and a maximum of 50 people. If you have added a person and realize that the information entered is incorrect or that you no longer require financial aid history for that person, click the 'Delete' button next to their information to remove them from the request. Once you have successfully entered all required fields, click the 'Submit' button to submit your request. The Financial Aid History (FAT001) Report will be delivered to the requested TG Mailbox within one hour.

TG Mailbox *

Type *

SSN	Name	Date of Birth	Delete
***.**-7903	KYLE SHIELDS	07/13/2001	Delete

Showing 1 to 1 of 1 items << < Previous Next > >>

Figure 3-6, Financial Aid History Report Request Complete

Note: If the 'Submit' button is selected and the TG Mailbox does not match to a mailbox in the NSLDS system, a red banner will appear at the top of the page with the message 'TG Mailbox is not valid in the NSLDS System.'

Once the request has been successfully submitted, the Financial Aid History Report (FAT001) output will be delivered to the designated TG Mailbox within one hour.

If the student information provided is incorrect or if financial aid history is no longer needed for that student, select 'Delete' next to the student record.

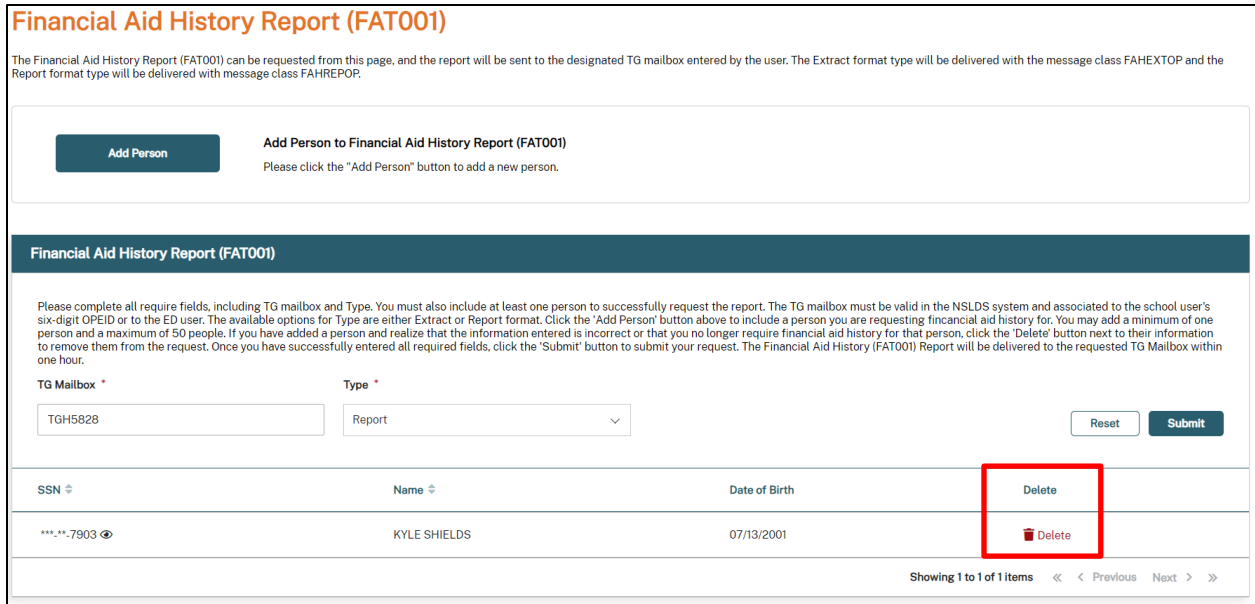


Figure 3-7, Delete Person

Once you select 'Delete', the 'Delete Person?' pop-up will display allowing you to select the 'Delete Person' button to remove the student from the FAT001 request.

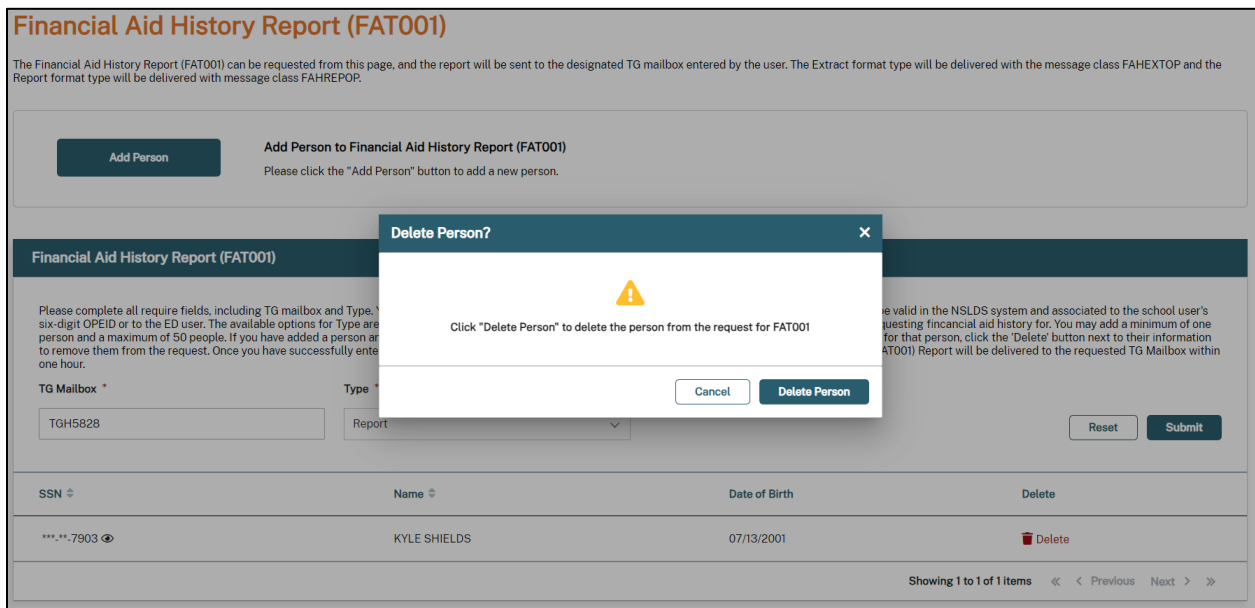


Figure 3-8, Delete Person? Pop-Up

After selecting the 'Delete' button to successfully remove the student from the request, the student will no longer appear in the list displayed on the Financial Aid History Report (FAT001) page.

4.0 Transfer Monitoring Report

4.1 Request for Transfer Monitoring Report

Figure 4-1, TSM Report, Parameters Page

The Transfer Monitoring Report (SCH07A) can be requested on the [NSLDS Professional Access Website](#) from the **Reports** tab. This report provides school users with a list of students (by SSN) who were on a specific school's Transfer Student Monitoring record during a given timeframe. The processed report is available in Extract format, Report format, PDF, or an Excel Download.

The Transfer Monitoring Report has the following various functions:

- Assist Financial Aid Administrators (FAAs) with the Transfer Student Monitoring process.
- Verify if schools are actively using the Transfer Student Monitoring process.
- Verify whether Alerts are being generated for oversight and auditing purposes.
- Aid in reconciliation when a student's Transfer Student Monitoring record has been dropped from the Transfer Monitoring List and the Alerts List. This occurs on the 1st day after the completion of the monitoring time period from the Monitor Begin Date.

You can generate the Transfer Monitoring Summary Report for your school by filling in the following report parameters:

- **SAIG Options**—The report will be delivered to the SAIG mailbox associated with your NSLDS online user ID within 24–48 hours when 'Yes' is selected.

- **Range Type**—You can query the report by:
 1. **Enrollment Period Begin Date**—The date the student is scheduled to begin classes at the school.
 2. **Monitor Begin Date**—The date the school wants NSLDS to begin monitoring the student.
- **OPEID**— This is the school’s Office of Postsecondary Education Identifier (OPEID*) 8-digit number.
- **Enrollment Period Begin Date**—The earliest Enrollment start date of the range you want to use to query the school’s Transfer Student Monitoring list.
- **Enrollment Period End Date**—The Enrollment end date of the range you want to use to query the school’s Transfer Student Monitoring lists.
- **Sort By**—The report will be sorted by SSN.

Leading Zeros Note: If the user chooses to download a CSV directly from Cognos or schedule a Comma Delimited Text File from SAIG, opening these files using a program such as Microsoft Excel may result in the removal of leading 0s,

Large Volume Reports Note: Reports that have more than 1 million records returned have an additional “Large Volume” report link.

5.0 Contacts

The School Profile page, under the School tab on NSLDSFAP, displays NSLDS batch services and school information. The user can view the school's additional school locations (if applicable), Perkins Loan Reporting Schedule, Batch Services and School Information. Under Batch Services the school can submit Transfer Student Monitoring/Financial Aid History requests and receive alert notifications. Selecting the Transfer Student Monitoring Preference link directs the user to the Transfer Student Monitoring page. The School Information section consists of three tabs: Contacts, School Profile (ECAR) and Program Status (ECAR). The Contacts tab enables each school to designate a point of contact specifically for Transfer Monitoring questions. This contact does not have to be the same person as the one listed as the Point of Contact on the school's Transfer Student Monitoring Profile, although it is recommended. The contact information can be viewed by other schools, Guaranty Agencies, servicers, and other users of NSLDS. Only authorized users have access to add, update, and delete Contacts.

School Profile

The School Profile page displays NSLDS batch services and school information. To view information for an additional school location, use the Retrieve School Location dropdown.

Matts School for Cool, Branch 06097200

OPEID: 06097200 Status: Open

Retrieve School Locations

▼

View Schedule

Perkins Loan Reporting Schedule

Click the button to access the Perkins Loan Data Provider Schedule page to view the Perkins reporting schedule.

Batch Services

For more information about the message classes for each batch service. [More Information](#)

Service Name	SAIG Mailbox
Cohort Default Rate (CDR) Notification Package	Not Enrolled
NSLDS Enrollment Reporting	Not Enrolled
Financial Aid History Request	Not Enrolled
Transfer Student Monitoring Preference	T047043
NSLDS Loan Data Reporting	Not Enrolled
NSLDS Perkins Enrollment Notification	Not Enrolled

School Information

Contacts

Profile (ECAR)

Program Status (ECAR)

The table below includes contact information by function. For more details or to edit a contact, select "View" in the "Details" column. Filter by Function and/or Type by engaging the multi-select dropdown below.

OPEID: 06097200 School Name: Matts School for Cool, Branch 06097200

Functions

Select
▼

Type

Select
▼

Function(s)	Type	Name	Phone	Email	View Details
Transfer Monitor	Individual	Jim N/R	N/R	N/R	View Details
Primary Contact	Individual	John Sullivan	(235) 625-4525	fiskeemail98661@tscfiskeemail.com	View Details
Enrollment Reporting	Individual	Jim Palmer	(235) 625-4526	fiskeemail95475@tscfiskeemail.com	View Details

Showing 1 to 3 of 3 items < < Previous Next > >

Figure 5-1, School Profile Page

6.0 Transfer Student Monitoring and Financial Aid History Batch Processes

The Transfer Student Monitoring process was established by regulations published on November 1, 2000, and July 1, 2001. Under this process, schools inform the National Student Loan Data System (NSLDS) of transfer students, NSLDS monitors changes to their financial aid history, and alerts schools when those changes may affect aid eligibility.

NSLDS combines the Transfer Student Monitoring (TSM) and Financial Aid History (FAH) batch processes into a single input and output file format. Beginning April 26, 2026, the updated layouts in this guide will take effect to reflect changes under the *One Big Beautiful Bill Act (OBBBA)*. The file layouts include an Add/Modify column to help identify those changes.

Schools submit one input file to request a student's Financial Aid History, add the student to the school's TSM List, or both. TSM notifies schools of relevant aid changes for transfer students, while FAH supports activities such as determining eligibility, research, trend analysis, and default management.

Requests must be submitted through the Student Aid Internet Gateway (SAIG) using the TRNINFIN message class in the required file format. After NSLDS validates the request, an output file is generated and returned through SAIG using one of the following message classes associated with the selected request indicator: TRLTRPOP, TRALRTOP, FAHREPOP, or FAHEXTOP.

After a student is added to the school's TSM List, NSLDS monitors financial aid history updates beginning with the date the most recent Institutional Student Information Record (ISIR) was generated and sent to the school. The system looks for changes that could affect eligibility at the new school, such as a new or cancelled loan/grant or an update to a loan/grant disbursement.

If there is a relevant change to the student's financial aid history, NSLDS will 'Alert' the school. ***The school must then review the change to determine if it affects the student's eligibility for Title IV aid.*** Monitoring continues even after the most recent alert is sent, and NSLDS will not issue an 'Alert' if there are no relevant changes to the student's financial aid history.

The Transfer Student Monitoring Process runs weekly. ***After a school informs NSLDS, it must wait 7 days before disbursing Title IV aid to an otherwise eligible student.*** However, the school is not required to wait if it receives an "Alert" from NSLDS during the 7-day period, or if it obtains the student's financial aid history directly by accessing

the NSLDS Professional Access website or by reviewing FAH results received through batch or web output.

In cases where the school makes a disbursement to an eligible student but later receives an 'Alert' from NSLDS, the school must review the student's financial aid history to determine whether an action needs to be taken regarding that disbursement or any subsequent disbursements.

Please note that information about defaulted loans and overpayments will continue to be provided to schools through the NSLDS Postscreening process.

Schools can notify NSLDS of students they want to monitor by using the Transfer Student Monitoring pages on the [NSLDS Professional Access website](#) or by submitting an Inform batch file through SAIG. Schools can also request a student's financial aid history by submitting an Inform batch file or by using the Financial Aid History Report (FAT001) page on the [NSLDS Professional Access website](#). The Inform batch file layouts are included in this document. The batch process allows schools to automate electronic data exchange instead of using the website, though schools may use both methods if they choose. For example, a school may submit an initial Inform file through the batch process and then use the NSLDS Professional Access website to add or update additional students on its TSM list.

6.1 Batch Files Used

Because schools use different computer systems, NSLDS does not provide software to create batch files. However, this document includes the information needed to create an Inform file and how to receive Error/Acknowledgment, Financial Aid History, and Alert files.

The batch files consist of the following:

- **TSM/FAH Batch Inform File** — Schools use this file to submit a list of students for the purpose of requesting financial aid history or adding and monitoring transfer students. If requested, NSLDS will add the students included in the file to the monitoring list, which allows the system to alert the requesting school of any changes that may affect student eligibility and are not already captured through the Postscreening process.
- **TSM/FAH Error/Acknowledgment File** — NSLDS returns this file to schools as confirmation that the Inform file was received. The file lists any errors or warnings that resulted from the Batch Inform file submission. If there are no errors or warnings, the Error/Acknowledgment file will contain only Header and Trailer records. A single Detail record may generate multiple errors, so the Error/Acknowledgment file may contain more records than the number of Detail

records submitted in the Inform file. Any error or warning will be identified by the Field Number and an Error/Warning Code. Schools should receive an Error/Acknowledgment file for every Inform file submitted. If an Error/Acknowledgment file is not received, it indicates that a file-level error occurred and the file was not processed. In this case, schools should contact NSLDS Customer Support at 800-999-8219 for assistance.

- **Financial Aid History File** — This file contains the student’s complete NSLDS financial aid history and may be received in either extract or report format. The file includes separate records for Applicant Detail, Name History, Overpayment, Grant Payment, and Loan Detail information.
- **TSM Alert File** — This file is sent to schools only when relevant financial aid changes are identified for a student on the school’s TSM List. These changes may include new or cancelled loans/grants, updated or changed disbursements, and other aid information that could affect eligibility. Alerts are not generated for newly reported defaulted loans or overpayments; that information will continue to be provided through the existing Postscreening process. The TSM Alert file includes the student’s complete NSLDS financial aid history and contains flags indicating changes to grant, loan, or aggregate information. This file may be received in either extract or report format and includes separate records for Applicant detail, Name History, Overpayment, Grant Payment, and Loan Detail data.

All batch files contain one Header record, a set of Detail records for each student, and one Trailer record as indicated below:

Header Record

Detail Record(s) for Student 1

Detail Record(s) for Student 2

Detail Record(s) for Student N

Trailer Record

6.2 Message Classes

There are separate message classes for each TSM/FAH batch file type: the Inform File, Error/Acknowledgment File, report format TSM Alert Output File, extract format TSM Alert Output File, report format FAH Output File, and extract format FAH Output File. The message class names used to send and receive these files are shown in the chart below:

Message Class	Process flow	SAIG Mailbox ⁽⁵⁾ (send/receive)	Description
TRNINFIN	From school/servicer to processor (NSLDS)	School/servicer sends to TG53163	School Batch Inform/FAH request file (used for both FAH requests and/or TSM batch informs—See record layout to indicate request type(s) and format).
TRNINFOP ⁽¹⁾⁽²⁾	From processor (NSLDS) to school/servicer	School/servicer receives from TG53162	Error/Acknowledgement file (used by both FAH requests and TSM batch informs.) Each properly formatted TRNINFIN file will generate an error/acknowledgement file).
FAHEXTOP ⁽³⁾	From processor (NSLDS) to school/servicer	School/servicer receives from TG50012	FAH processed output file in extract format.
FAHREPOP ⁽³⁾	From processor (NSLDS) to school/servicer	School/servicer receives from TG50012	FAH processed output file in report format.
TRLTRPOP	From processor (NSLDS) to school/servicer	School/servicer receives from TG53162	Transfer Student Monitoring Alert output file in report format.
TRALRPOP ⁽⁴⁾	From processor (NSLDS) to school/servicer	School/servicer receives from TG53162	Transfer Student Monitoring Alert output file in extract format.

- ⁽¹⁾ If an error/acknowledgment file is not received in the school's or its servicer's SAIG mailbox by the next business day, contact NSLDS Customer Support at 800-999-8219 for assistance.
- ⁽²⁾ A financial aid history request made through the FAT001 report page on NSLDSFAP does not generate an error/acknowledgment file.
- ⁽³⁾ Message classes and corresponding record layouts (extract and report) are also generated when requesting the FAT001 report from the [NSLDS Professional Access website](#).
- ⁽⁴⁾ The message class length remains 500 bytes long.
- ⁽⁵⁾ The Department of Education's (ED's) transmission software has predefined mailboxes.

Reminder: Before submitting any student records (batch or web) for the TSM process to NSLDS, schools must complete their TSM Profile on the [NSLDS Professional Access](#)

[website](#). See Section [2.1, TSM Profile Set-Up](#), for instructions on how to set up a school's TSM profile.

Schools may authorize a servicer to submit Inform files and receive Alerts on their behalf. To do this, the servicer's TG number must be provided on the TSM Profile page. Schools can also enroll in the TSM/FAH batch process through the [Partner Connect website](#).

Reminder: Schools can only update their SAIG Mailbox for FAH Inform Preferences through the Partner Connect website.

6.3 Definitions of Columns

The following column labels are used in all file layout tables included in this document.

- **Field Number** — Number assigned to a specific block of information that also identifies the field in error on the error/acknowledgment file.
- **Position From** — Position in the file where a specific block of information begins.
- **Position To** — Position in the file where a specific block of information ends.
- **Added/Modified** — For informational purposes only. This column is provided as a reference to identify changes from the previous publication.
- **Attribute** — Name of the specific field.
- **Description** — Description of the information held in a specific field.
- **Field Format** — Denotes what type of data can be reported in a specific field. For example, a Field Format that says Date will create an error if it contains letters. All dates are in CCYYMMDD format.
- **Field Length** — Number of bytes in the file occupied by a specific block of information.

7.0 Transfer Student Monitoring and Financial Aid History Batch Inform File Layouts

7.1 Batch Inform File Layouts

Schools use the Inform file to request FAH, add students to their TSM list, or both. NSLDS will return the requested FAH, add the requested students to the monitoring list, or both, based on the request.

The following record layouts describe the Header, Detail, and Trailer records for the Inform file. Schools using the batch process must create their Inform file according to the required layout below. Files or records that do not meet format requirements will be rejected. The errors must be corrected and the file resubmitted, or the information must be entered through the NSLDS Professional Access website for the student to be added to the school's TSM list or for the Financial Aid History request to be processed.

Please be aware that, in addition to submitting the Header, Detail, and Trailer records in the TSM/FAH Batch Inform File, schools are also required to include the SAIG Header and Trailer records. For more detailed information on the SAIG Header and Trailer records, please visit the [Partner Connect website](#).

The TSM/FAH Batch Inform file may be submitted as often as needed, and NSLDS will review files as they are received and return an Error/Acknowledgment file within the next business day. Multiple files may be submitted on the same day if needed. An Error/Acknowledgment file will be sent for each Inform file that is received and accepted. If an entire Inform file fails validation, the school or servicer will not receive an Error/Acknowledgment file. In that case, the school or servicer should contact the NSLDS Customer Support Center for assistance.

Remember, before submitting your first Inform file for the TSM process, the school's TSM Profile preferences must be set up on the [NSLDS Professional Access website](#). See Section [2.1, TSM Profile Set-Up](#), for instructions on how to set up a school's TSM profile.

NSLDS will create a default TSM Profile if the school has signed up for Financial Aid History/Transfer Student Monitoring on the [Partner Connect website](#). School users will be able to access and perform TSM functions but will be given a warning message to confirm the TSM default profile settings. See Section [2.2, Default Transfer Student Monitoring Profile](#), for instructions on how to confirm the school's default TSM profile settings.

7.1.1 Batch Inform Header Record Layout

The first record in the Inform file must be a Header record. The Header record must be populated exactly as stated or the entire file may be rejected. The length of the Inform Header record file is 150 bytes long. Any file that is rejected must be reprocessed in order to add students to the TSM List.

- **Record Type Indicator** — If this field contains any character other than a 0 (zero), the entire Inform file will be rejected.
- **Header Title** — If this field contains any information other than TSM/FAH INFORM HEADER (all in UPPER CASE), the entire Inform file will be rejected.
- **School Code** — This is the school's Office of Postsecondary Education Identifier (OPEID*) 8-digit number. If this OPEID number does not match the current listing of valid school codes, or if the SAIG mailbox from which the file is sent does not match the OPEID number in the Inform file, the file will be rejected. Servicers must submit a Header record for each school.

*OPEID is the combination of the 6-digit school code and the 2-digit school location code. If a school has more than 99 locations, the first digit of the OPEID is then incremented to 1. If more than 199 locations, the first digit is then incremented to 2, and so forth. (Examples: location 00 = 06789900, location 101 = 16789901, location 202 = 26789902)

- **Servicer Code** — If the school chooses to have a servicer submit the Inform file on its behalf, the servicer must fill in the Servicer Code field. If the school submits the file on its own behalf, this field must contain zeros.
- **Submittal Date** — This date must be in CCYYMMDD format (2-digit Century, 2-digit Year, 2-digit Month, 2-digit Day).
- **Submittal Sequence Number** — When a school or servicer submits a Inform file, the first file must contain 01 in this field. If the school or servicer submits more than one file per day, this number must increment for each subsequent file submitted. This allows the school to recognize the submission for which it is receiving an Error/ Acknowledgment file. This field must contain numbers only.
- **Report Type for FAH** — The FAH file is available in a report or extract format. A school or servicer indicates preference in this field. TSM Alert preferences are determined by the information provided on the Transfer Student Monitoring Profile page on the [NSLDS Professional Access Website](#).
- **Filler** — This is left as blank space. If NSLDS or ED later determines that more information is needed in the Header record, additional fields will be added here.

*TSM/FAH Batch Inform Header Record Layout**Length = 150*

Field Number	Pos. From	Pos. To	Added/ Modified	Attribute	Description	Field Format	Field Length
101	1	1		Record Type Indicator	Indicator used to identify the Header record. Value must be 0 (zero).	Char.	1
102	2	47		Header Title	Title used to identify the Header record. Value = TSM/FAH INFORM HEADER	Char.	46
103	48	55		School Code	An 8-digit OPEID code used to identify the school and branch. Last 2 digits equal 00 if no branch code. Mandatory for schools and servicers.	Char.	8
104	56	63		Servicer Code	The NSLDS-assigned code for the servicer submitting the file on behalf of one or more schools. School servicers indicate their code; schools fill with zeros.	Char.	8
105	64	71		Submittal Date	Date (year, month, and day) on which the Batch Inform file is submitted. Format is CCYMMDD. This date will determine award year for Perkins loans.	Date	8
106	72	73		Submittal Sequence Number	Used to differentiate between multiple batches submitted the same date. Numeric values only. Start with 01 and increment for multiple submittals on the same day. This allows the school to recognize which submission they are receiving an Error/Acknowledgment file for.	Char.	2

Field Number	Pos. From	Pos. To	Added/Modified	Attribute	Description	Field Format	Field Length
107	74	74		Report Type for FAH	Type of file format requested for the FAH. The default type is an extract data file. Values are: R = a formatted report file is requested E = an extract data file is requested	Char.	1
N/A	75	150		Filler	Spaces.	Char.	76

7.1.2 Batch Inform Detail Record Layout

A separate record is created for each student submitted in the Inform file. You may submit as many records in one submittal as you wish. An Inform file can also be used to update or delete a student from the Monitoring List.

NSLDS will process all records received and accepted. If a new record is received, NSLDS will determine if the request is for a FAH, an addition to the TSM List or both. If you wish to change information previously submitted, resend the record with the new information. NSLDS will update the record with the new information. You may also delete a record by populating field 208 with Y. To delete a record, all the student identifiers and the Enrollment Begin Date must match the previously submitted values.

- **Record Type Indicator** — If this field contains any character other than a 1 (one), the entire Inform file will be rejected.
- **Student's Social Security number (SSN)** — The SSN of the student being requested. After the initial creation of the list, this field can be used to update or delete a student from the TSM List.

If the SSN submitted does **not** match an SSN in NSLDS:

- For the Inform file, the school will receive an Error/Acknowledgment file with warning code 701 "This student has been added to the Monitoring list but cannot be found on the database." When a Data Provider submits information on this student that adds the student to the database, an Alert will be generated.
- For FAH requests, the school will receive an Error/Acknowledgement file with error code 101: "Student SSN not found."
- **First Name** — First name of the student being requested.

If the SSN reported matches with the NSLDS database, but the name reported in this field does not match:

- For the Inform file, the school will receive an Error/Acknowledgment file with warning code 702: “This student has been added to the Monitoring list but cannot be found on the database.” When a Data Provider submits information on the SSN reported above, the school receives an Alert, but the file will contain the name and date of birth (DOB) as reported in NSLDS.
- For FAH requests, the school will receive an Error/Acknowledgment file error code 100 “Match on SSN. No match on DOB, First Name, Last Name.”

- **Last Name** — Last name of the student being requested.
- **Date of Birth** — DOB of the student being requested. It must be in CCYYMMDD format. It must also pass reasonability edits.

If the DOB reported makes the student younger than 12, or older than 100, the record will be rejected. This date also cannot be in the future.

If the SSN reported matches with the NSLDS database, but the DOB reported in this field does not match:

- For the Inform file, the school will receive an Error/Acknowledgment file with warning code 702: “This student has been added to the Monitoring list but cannot be found on the database.” When a Data Provider submits information on the SSN reported above, the school receives an Alert, but the file will contain the name and DOB as reported in NSLDS.
- For FAH requests, the school will receive an Error/Acknowledgment file error code 100 “Match on SSN. No match on DOB, First Name, Last Name.”
- **Enrollment Begin Date** — This is the date the student is set to begin enrollment at the school. Must be in CCYYMMDD format. NSLDS will require school users to set this field to the current date, a date that is no more than 90 days in the past from the current date or a date that is no more than 18 months (548 days) in the future from the current date. For FAH requests only, fill the field with 00000000 (all zeros).
 - **Note:** Alerts are generated based on Enrollment Begin Date. For loans, the loan period has to overlap with the enrollment period. For grants, the award year has to be the same as the award year of the Enrollment Begin Date.
- **Monitor Begin Date** — This is the date the school would like to begin monitoring the student. Must be in CCYYMMDD format. NSLDS will allow users to set this field to the current date, a date that is no more than 18 months (548

days) in the future from the current date and the Monitor Begin Date is no later than the Enrollment Begin Date. The Monitor Begin Date cannot be earlier than the Submittal Date. If the Enrollment Begin Date has already passed, the Monitor Begin Date will be updated to the current date. For FAH requests only, fill the field with 00000000 (all zeros).

- **Delete from Monitoring and Alert List** — This is a 1-character field used to specify whether the student is to be deleted from the school's TSM List. When deleting students, no warnings or errors should populate for monitor begin date or enrollment begin date. The only time this should be populated with 'Y' is if the student previously reported for monitoring is not going to attend that school. 'N' indicates that the student is being added or updated. If a student's record is submitted in more than one Inform file with no changes, any subsequent, identical requests through the Inform file will be ignored. For FAH requests only, must be spaces.
- **School Code** — This is the school's 8-digit OPEID number. If this OPEID number does not match the current listing of valid school codes or if the SAIG mailbox from which the file is sent does not match the OPEID number in the Inform file, the file will be rejected. Servicers must submit a Header record for each school.

*OPEID is the combination of the 6-digit school code and the 2-digit school location code. If a school has more than 99 locations, the first digit of the OPEID is then incremented to 1. If more than 199 locations, the first digit is then incremented to 2, and so forth. (Examples: location 00 = 06789900, location 101 = 16789901, location 202 = 26789902)

- **Request Indicator** — A 1-character field indicating which request is being made. Valid Values are:
 - T = add the student to the Monitoring list only
 - H = FAH only
 - B = both
- **Filler** — This is left as blank space. If NSLDS or ED later determines that more information is needed in the Detail record, additional fields will be added here.

*TSM/FAH Batch Inform Detail Record Layout**Length = 150*

Field Number	Pos. From	Pos. To	Added/ Modified	Attribute	Description	Field Format	Field Length
201	1	1		Record Type Indicator	Indicator used to identify the Detail record. Value must be 1 (one).	Char.	1
202	2	10		Student's SSN	SSN of the student.	Char.	9
203	11	22		First Name	First name of student. If student has no first name, use NFN. Field must be left justified.	Char.	12
204	23	57		Last Name	Last name of student. If student has no last name, use NLN. Field must be left justified.	Char.	35
205	58	65		Date of Birth	Date of Birth of the student. Format is CCYMMDD.	Date	8
206	66	73		Enrollment Begin Date	Begin date of period student will be enrolled at institution. Format is CCYMMDD format. It can be a future date. For FAH request, fill entire field with 00000000 (all zeros).	Date	8
207	74	81		Monitor Begin Date	Begin date of period student is to be Monitored by NSLDS. Format is CCYMMDD format. Use submittal date as default. For FAH request, fill entire field with 00000000 (all zeros).	Date	8

Field Number	Pos. From	Pos. To	Added/ Modified	Attribute	Description	Field Format	Field Length
208	82	82		Delete from Monitoring and Alert List	Indicates student is to be deleted from Monitoring and Alert lists. Values are: Y = indicates student is to be deleted. N = indicates student is to be added or changed. Must be space for FAH only request.	Char.	1
209	83	90		School Code	An 8-digit OPEID code used to identify the school and branch. Last 2 digits equal 00 if no branch code. Mandatory for schools and servicers.	Char.	8
210	91	91		Request Indicator	A 1-character code indicating which request is being made. Values are: H = FAH only T = Adds the student to the Monitoring list only B = Both	Char.	1
N/A	92	150		Filler	Spaces.	Char.	59

7.1.3 Batch Inform Trailer Record Layout

Add a Trailer Record exactly as stated below. Incorrect data may cause the entire file to be rejected.

- **Record Type Indicator** — If this field contains any character other than a 9 (nine), the entire Batch Inform file will be rejected.
- **Trailer Title** — If this field contains any information other than TSM/FAH INFORM TRAILER (all UPPER CASE), the entire Batch Inform file will be rejected.
- **Record Count** — This field can only be populated with numbers. The number in

this field must match the number of Detail records in this file.

- **Filler** — This is left as blank space. If NSLDS or ED later determines that more information is needed in the Header record, additional fields will be added here.

TSM/FAH Batch Inform Trailer Record Layout

Length = 150

Field Number	Pos. From	Pos. To	Added/Modified	Attribute	Description	Field Format	Field Length
901	1	1		Record Type Indicator	Indicator used to identify the Trailer record. Value must be 9	Char.	1
902	2	47		Trailer Title	Title used to identify the Trailer record. Value = TSM/FAH INFORM TRAILER	Char.	46
903	48	56		Record Count	Total count of Detail records on this file (excluding Header and Trailer). Valid content: 000000001 to 999999999	Num.	9
N/A	57	150		Filler	Spaces.	Char.	94

7.2 Batch Inform Error/Acknowledgment File Layout

The TSM/FAH Inform Error/Acknowledgment file is returned to the school by NSLDS on receipt and acceptance of the TSM/FAH Batch Inform file. This file will list any errors or warnings on records submitted in the Batch Inform file. If there are no errors and no warnings, the TSM/FAH Error/Acknowledgment file will contain only a Header and Trailer record. Because there may be more than one error on any given Detail record, the number of records in the Error/ Acknowledgment file may be greater than the number of Detail records sent in the Batch Inform file. Any error or warning in the Batch Inform file will be identified by a Field Number and an Error/Warning Code on the error Detail record.

Batch Inform files will be processed as they are received. An Error/Acknowledgment file will be sent in response to each accepted Batch Inform file. Schools are responsible for correcting any errors and the student record will not be processed for FAH or added to the Transfer Student Monitoring list until those errors are corrected. Corrections can be done by resending a batch record for the student in a future Batch Inform file or by adding the student to the Monitoring list using the [NSLDS Professional Access Website](#).

There are two types of messages: **Errors** and **Warnings**.

An **Error** means the student record was not processed for a FAH request or added to the TSM list. The error must be corrected before the request can be processed.

A **Warning** means the student record was added to the school's TSM list, but the identifiers submitted differ from the information already on file in NSLDS. In this situation, an FAH will not be generated, and an error will appear in the file. The school should review its records to confirm that the information in the Inform file was accurate. If the data is correct, no further action is required. If it is incorrect, the school should resubmit the record with the corrected information.

Schools may assume that any records not included in the error/acknowledgment file were processed successfully.

The following record layouts describe the Header, Detail, and Trailer records for the TSM/FAH Batch Error/Acknowledgment file returned to schools or school servicers by NSLDS.

7.2.1 Batch Inform Error/ Acknowledgment Header Record Layout

The first record in the file will be a Header record, which will be populated as described in the following table.

TSM/FAH Batch Inform Error/Acknowledgement Header Record Layout *Length = 120*

Pos. From	Pos To	Added/ Modified	Attribute	Description	Field Format	Field Length
1	1		Record Type Indicator	Indicator used to identify the Header record. Value = 0 (zero).	Char.	1
2	47		Header Title	Title used to identify the Header record. Value = TSM/FAH ERROR HEADER	Char.	46
48	55		School Code	The 8-digit OPEID code used to identify the school and branch that submitted the Transfer Batch Inform file. Last 2 digits equal 00 if no branch code. From the Batch Inform file Header record.	Char.	8
56	63		Servicer Code	The NSLDS-assigned code for the servicer submitting the Transfer Batch Inform file on behalf of one or more schools. From the Batch Inform file Header record.	Char.	8

Pos. From	Pos To	Added/ Modified	Attribute	Description	Field Format	Field Length
64	71		Submittal Date	Date (year, month, and day) on which the Batch Inform file was submitted. Format is CCYYMMDD. From the Batch Inform file Header record.	Date	8
72	73		Submittal Sequence Number	Used to differentiate between multiple batches submitted the same date. Starts with 01 and increments for multiple submittals in the same day. From the Batch Inform file Header record.	Char.	2
74	120		Filler	Blank attribute to complete record length.	Char.	47

7.2.2 Batch Inform Error/ Acknowledgment Detail Record Layout

A separate Detail record is created for each error or warning. Each student record includes the following fields and those listed in the table below. Fields for which no definition is provided were determined to be self-explanatory.

- **Field in Error** — This number refers to the Field Number in the Batch Inform file that contains an error or that prompted the warning.
- **Error Code** — This number refers to the specific error or warning in the field. See Error/Warning Codes Legend.
- **Value of Field in Error** — This field contains the information reported in the Batch Inform file that is in error or prompted the warning.

TSM/FAH Batch Inform Error/Acknowledgment Detail Record Layout *Length = 120*

Pos. From	Pos. To	Added/ Modified	Attribute	Description	Field Format	Field Length
1	1		Record Type Indicator	Indicator used to identify the Detail record. Value = 1	Char.	1
2	10		Student's SSN	SSN of the student on the submittal file. From the Batch Inform file Detail record.	Char.	9
11	22		First Name	First name of student on the submittal file. From the Batch Inform file Detail record.	Char.	12

Pos. From	Pos. To	Added/ Modified	Attribute	Description	Field Format	Field Length
23	57		Last Name	Last name of student on the submittal file. From the Batch Inform file Detail record.	Char.	35
58	65		Date of Birth	Date of Birth of the student on the submittal file. Format is CCYYMMDD. From the Batch Inform file Detail record.	Date	8
66	73		School Code	An 8-digit OPEID code used to identify the school and branch. Last 2 digits equal 00 if no branch code.	Char.	8
74	76		Field in Error	A 3-digit number indicating the field of the record that is in error or prompted the warning. See Error and Warning Code Legend.	Char.	3
77	79		Error Code	A 3-digit code indicating the error or warning found for the field noted above. See Error and Warning Code Legend.	Char.	3
80	114		Value of Field in Error	Value sent in field that prompted the error or warning code generation.	Char.	35
115	115		Request Indicator	Type of file being requested. Values are: H = FAH only T = Add to the Monitoring List only B = Both	Char.	1
116	120		Filler	Spaces.	Char.	5

7.2.3 Batch Inform Error/ Acknowledgment Trailer Record Layout

The last record in the file will be a Trailer record, which will be populated as described in the following table. Fields for which no definition is provided were determined to be self-explanatory.

- **Inform Record Count** — This number refers to the total number of Detail records submitted on the Batch Inform file. Excludes Header and Trailer.

- **Error Count** — This number refers to the total number of errors in the Detail file. There may be more than one error per Detail record. Each error is counted separately to obtain this count. Excludes Header and Trailer.
- **Record Count with Errors** — This is the number of Detail records submitted in the Batch Inform file that contained errors. This number will never be greater than the Batch Inform Record Count. Excludes Header and Trailer.
- **Warning Count** — This number refers to the total number of warnings in the Detail file. There may be more than one warning per Detail record. Each warning is counted separately to obtain this count. Excludes Header and Trailer.
- **Record Count with Warnings** — This is the total number of Detail records submitted in the Batch Inform file that contained warnings. This number will never be greater than the Batch Inform Record Count. Excludes Header and Trailer.

TSM/FAH Batch Inform Error/Acknowledgment Trailer Record Layout *Length = 120*

Pos. From	Pos. To	Added/Modified	Attribute	Description	Field Format	Field Length
1	1		Record Type Indicator	Indicator used to identify the Trailer record. Value = 9	Char.	1
2	47		Trailer Title	Title used to identify the Trailer record. Value = TSM/FAH ERROR TRAILER	Char.	46
48	56		Inform Record Count	Total count of Detail records submitted on Batch Inform file (excluding Header and Trailer).	Num.	9
57	65		Error Count	Total count of Detail errors on this file. There may be more than one error per Detail record—each error is counted separately to obtain this count (excluding Header and Trailer).	Num.	9
66	74		Record Count with Errors	Total count of records with errors on this file (excluding Header and Trailer).	Num.	9

Pos. From	Pos. To	Added/ Modified	Attribute	Description	Field Format	Field Length
75	83		Warning Count	Total count of Detail warnings on this file. There may be more than one warning per Detail record. Each warning is counted separately to obtain this count (excluding Header and Trailer).	Num.	9
84	92		Record Count with Warnings	Total count of records with warnings on this file (excluding Header and Trailer).	Num.	9
93	120		Filler	Spaces.	Char.	28

7.2.4 Error and Warning Codes Legends

Error Codes

Field Number	Error Code	Meaning
000	001	No Alert Profile established.
101	002	No Header record.
103	004	School/Branch does not exist in NSLDS.
104	005	Servicer not authorized.
104	033	TG Number not valid for school.
104	035	User not authorized.
105	006	Submittal Date is not a valid date.
106	007	Submittal Sequence Number is not numeric.
202	009	SSN is not numeric.
203	010	First name is all spaces.
204	011	Last name is all spaces.
205	012	Date of Birth is invalid date.
206	013	Enrollment Begin date is invalid date.
206	014	Enrollment Begin date is less than current date minus 90 days.
206	015	Enrollment Begin date is greater than current date plus 18 months (548 days).

Field Number	Error Code	Meaning
207	016	Monitor Begin date is invalid date.
207	023	Enrollment Begin date is current or a future date and Monitor Begin date is greater than Enrollment Begin Date.
207	024	Monitor Begin date is less than current date minus 18 months (548 days).
207	025	Monitor Begin date is greater than current date plus 18 months (548 days).
208	017	Delete From List Indicator is not Y or N.
209	018	School/Branch does not exist in NSLDS.
209	026	School/Branch on Detail record does not match School/Branch on Header record.
210	028	Request indicator is not H, T, or B.
211	032	Submittal Control/ Submittal Control Detail not found.
211	034	Submittal Control/ Submittal Control Detail not found.
202	100	Match on SSN. No match on DOB, First Name, Last Name.
202	101	Student SSN not found.
901	019	No Trailer record.
301	031	Submittal file not found.
903	021	Trailer record count does not match number of Detail records.
903	022	Trailer record count not numeric.

Warning Codes

Field Number	Warning Code	Meaning
202	701	Student SSN not found. (Student added to Monitoring List but is not on Database).
202	702	Match on SSN. No match on DOB, First Name, Last Name. (Student added to Monitoring List but does not match information on Database).
208	703	Delete requested for Student not on Monitoring List.
207	704	Enrollment Begin Date is a past date; Monitor Begin date changed to current date.
202	705	Successful Match. Student has no selectable loans.
202	706	Successful Match. Student has no selectable loans and grants.

Field Number	Warning Code	Meaning
000	707	TSM Inform file processed, verify/update the school's default TSM Profile settings

8.0 Transfer Student Monitoring Alert/Financial Aid History Batch File Layout

The FAH is sent to schools when requested by the TSM/FAH Batch Inform file or the Financial Aid History webpage. The Transfer Monitoring Alert file is sent to schools by NSLDS only when a relevant financial aid change has been identified in the record of one of the students on the school's Monitoring List. Each type of file will be identified by the Header Title and by the message class. Alert files are prompted by changes that include new or cancelled loans/grants, disbursements, and changes to loan balances. The changes prompting an Alert file do **not** include newly reported Defaulted loans or Overpayments. That information will continue to be sent to schools via the ISIR.

The FAH and Transfer Monitoring Alert files will contain the student's full NSLDS Financial Aid History even if there is a change in a single loan or grant. The grant, loan, or aggregate records that contain a change causing the Alert will be flagged to enable schools to identify the changed records quickly. A grant, loan, or aggregate record will be flagged as a change if the information is different from either the most recent ISIR or the most recent Alert, whichever is more current.

This file can be received in either an Extract or Report format. The extract file contains separate record types: Aggregates/Perkins/Flags Record; Name History Record(s); Overpayment Record(s); Grant Payment Record(s); and Loan Detail Record(s).

NSLDS will send an Alert file whenever there is information to report to a school. Since NSLDS gets new data daily, it is possible, but not likely, that a school could receive an Alert file daily. Whenever NSLDS sends an Alert file, an e-mail notice will be sent to the email address specified in the TSM Profile on the [NSLDS Professional Access Website](#). The alert's corresponding email notification generated for the school can be identified by the 8-digit OPEID code in the subject line of the e-mail.

8.1 TSM/FAH Header Batch Record Layout

The first record in the file will be a Header record, which will be populated as described in the following table.

- **Report Type** — Designates whether the file is in Report or Extract format. It is also identified by message class name.
- **Date** — Date the file was generated from NSLDS.
- **Sequence Number** — Populated with 01 in this field, if it is the first FAH or Alert sent to the school or servicer on a given day. If more FAHs or Alerts are generated for that school or servicer on the same day, this number will increment for each subsequent file.

TSM Alert/FAH Header Record Layout

Length = 1109

Pos. From	Pos. To	Added/ Modified	Attribute	Description	Field Format	Field Length
1	1		Record Type Indicator	Indicator used to identify the Header record. Value = 0 (zero).	Char.	1
2	47		Header Title	Title used to identify the Header record. Value = FAH HEADER or TSM ALERT HEADER.	Char.	46
48	55		School Code	The 8-digit OPEID code used to identify the school and branch receiving the record. Last 2 digits equal 00 if no branch code.	Char.	8
56	63		Servicer Code	For Alerts, fill with 00000000 (zeroes). For FAH, return values from original submittal file.	Char.	8
64	64		Report Type	Type of format in which the file is provided. Values are: R = formatted report file is generated E = an extract file is generated	Char.	1
65	72		Date	Date on which the Alert or FAH was generated by NSLDS. Format CCYYMMDD.	Date	8
73	74		Sequence Number	Used to differentiate between multiple FAH and Alert files generated on the same date. Starts with 01 and increments for subsequent files.	Char.	2
75	1109	Modified as of April 26, 2026	Filler	Spaces.	Char.	1035

8.2 TSM/FAH Detail Batch Record Layout –Type 1: Applicant Detail Record

The Header record is followed by Detail records for each student. Each student record includes the following fields listed in the table below.

- **Current SSN** — Social Security number currently in NSLDS for this student.
- **Current First Name** — First Name currently in NSLDS for this student. May differ from the name in the Batch Inform file submitted by the school or servicer.
- **Current Last Name** — Last Name currently in NSLDS for this student.
- **Current Date of Birth** — DOB currently in NSLDS for this student. May differ from the DOB in Batch Inform file submitted by school or servicer.
- **Defaulted Loan Flag** — Field that identifies if the student has one or more defaulted loans. This will **not** generate the Alert file but will be included on the student's Financial Aid History sent in the Alert file.
- **Discharged Loan Code** — Field that identifies if the student has one or more discharged loans. This will **not** generate the Alert file but will be included on the student's Financial Aid History and sent in the Alert file. If there are multiple loans with different statuses, the codes will be displayed in the following priority order: D, P, and N. Values for the code are:
 - D = Discharge due to death
 - P = Permanent discharge
 - N = None
- **Loan Satisfactory Repayment Arrangements Flag** — Field that identifies if the student has made satisfactory repayment arrangements on one or more defaulted loans. This will **not** generate the Alert file but will be included on the student's Financial Aid History sent in the Alert file.
- **Active Bankruptcy Flag** — Field that identifies if the student has one or more active bankruptcies. This will **not** generate the Alert file but will be included on the student's Financial Aid History sent in the Alert file.
- **Undergraduate Aggregate Subsidized Total** —Total of Aggregate Subsidized Outstanding Principal Balance and Aggregate Subsidized Pending Disbursement. The amount in this field is used to trigger the Undergraduate Subsidized Loan Limit Flag.
- **Undergraduate Aggregate Combined Total** —Total of Aggregate Combined Outstanding Principal Balance and Aggregate Combined Pending Disbursement.

The amount in this field is used to trigger the Undergraduate Combined Loan Limit Flag.

- **Pre-OBBBA Graduate/Professional Aggregate Subsidized Total** — Total of the Aggregate Subsidized Outstanding Principal Balance and the Aggregate Subsidized Pending Disbursement. This amount is used to determine the Pre-OBBBA Graduate/Professional Subsidized Loan Limit Flag.
- **Pre-OBBBA Graduate/Professional Aggregate Combined Total** — Total of the Aggregate Combined Outstanding Principal Balance and the Aggregate Combined Pending Disbursement. This amount is used to determine the Pre-OBBBA Graduate/Professional Combined Loan Limit Flag.
- **Graduate Aggregate Total** — Total of the Graduate Aggregate Outstanding Principal Balance and the Graduate Aggregate Pending Disbursements. This amount is used to determine the Graduate Loan Limit Flag.
- **Professional Aggregate Total** — Total of the Professional Aggregate Outstanding Principal Balance and the Professional Aggregate Pending Disbursements. This amount is used to determine the Professional Loan Limit Flag.
- **Perkins Total Outstanding Principal Balance** — Total Perkins loan (DU, EU, NU, PU, and IC) outstanding principal balances.
- **Perkins Current Award Year Disbursement** — Total Perkins loan (DU, EU, NU, PU, and IC) outstanding principal disbursements for award year (July-June).
- **Direct Stafford MPN Flag** — Direct Loan Stafford Master Promissory Note Flag. Values are:
 - A = Active Status
 - I = Inactive Status
 - C = Closed Status
 - N = No loans with a Master Promissory Note
- **Pell Change Flag** — Field that identifies that the student has had a change reported on one or more Pell grants that may affect eligibility. This **will** generate the Alert file. This will be a space for FAH output.
- **Loan Change Flag** — Field that identifies that the student has had a change reported on one or more loans that may affect eligibility. This **will** generate the Alert file. This will be a space for FAH output.

- **Aggregate Change Flag** — Field that identifies that the student has had a change reported on his/her Aggregate balance that may affect eligibility. This *will* generate the Alert file. This will be a space for FAH output.
- **First Name** — First name of student as submitted on the Batch Inform file. Allows school or servicer to quickly and easily identify the student they reported with the student whose information has been returned. If the school did not receive a warning after submitting the Batch Inform file, this field should match the Current First Name.
- **Last Name** — Last name of student as submitted on the Batch Inform file. Allows school or servicer to quickly and easily identify the student they reported with the student whose information has been returned.
- **Date of Birth** — DOB of student as submitted on the Batch Inform file. Allows school or servicer to quickly and easily identify the student they reported with the student whose information has been returned. If the school did not receive a warning after submitting the Batch Inform file, this field should match the Current DOB.
- **Undergraduate Subsidized Loan Limit Flag** — Field that indicates the condition of the Aggregate Total for Subsidized loan limit at the undergraduate level. Values for the code are:
 - E = Exceeded loan limit
 - C = Close or equal to Loan limit
 - N = No problem
 - R = Exceeded Loan Limit and Reaffirmed Debt
- **Undergraduate Combined Loan Limit Flag** — Field that indicates the condition of the Aggregate Total for Combined loan limit at the undergraduate level. Values for the code are:
 - E = Exceeded loan limit
 - C = Close or equal to Loan limit
 - N = No problem
 - R = Exceeded Loan Limit and Reaffirmed Debt
- **Undergraduate Aggregate Consolidation Loans, Unallocated Outstanding Principal Balance** — Field that indicates the amount of the borrower's Undergraduate Aggregate OPB for a Consolidation loan that is unallocated.
- **Pre-OBBBA Aggregate Consolidation Loans, Unallocated Outstanding**

Principal Balance — Field that indicates the amount of the borrower's Pre-OBBA Graduate/Professional Aggregate OPB for a Consolidation loan that is unallocated.

- **Graduate Aggregate Consolidation Loans, Unallocated Outstanding Principal Balance** — Field that indicates the amount of the borrower's Graduate Aggregate OPB for a Consolidation loan that is unallocated.
- **Professional Aggregate Consolidation Loans, Unallocated Outstanding Principal Balance** — Field that indicates the amount of the borrower's Professional Aggregate OPB for a Consolidation loan that is unallocated.
- **Undergraduate Aggregate Consolidation Loans, Unallocated Total** — Field that indicates the amount of the borrower's Undergraduate Aggregate total for a Consolidation loan that is unallocated.
- **Pre-OBBA Graduate/Professional Aggregate Consolidation Loans, Unallocated Total** — Field that indicates the amount of the borrower's pre-OBBA Graduate/Professional Aggregate total for a Consolidation loan that is unallocated.
- **Graduate Aggregate Consolidation Loans, Unallocated Total** — Field that indicates the amount of the borrower's Graduate Aggregate total for a Consolidation loan that is unallocated.
- **Professional Aggregate Consolidation Loans, Unallocated Total** — Field that indicates the amount of the borrower's Professional aggregate total for a Consolidation loan that is unallocated.
- **Aggregate Student Recipient Parent PLUS Total** — The amount of Parent PLUS loans a parent has borrowed on behalf of the dependent student without regard to any amounts repaid, forgiven, or otherwise discharged.
- **ACG Change Flag** — Field which identifies that the student has had a change reported on one or more ACG that may affect eligibility. This *will* generate the Alert file. This will be a space for FAH output.
- **SMART Change Flag** — Field which identifies that the student has had a change reported on one or more SMART Grant that may affect eligibility. This *will* generate the Alert file. This will be a space for FAH output.
- **Direct Loan PLUS Graduate/Professional MPN Flag** — Field which identifies a student's PLUS Graduate/Professional MPN status reported by COD.
- **Fraud Flag** — Field identifying a student having a fraud loan status (FR or FD) on one or more loans or one or more fraud overpayment indicators. This will *not* generate the Alert file but will be included on the student's Financial Aid History

sent in the Alert file and FAH output.

- **Pre-OBBBA Graduate/Professional PLUS Outstanding Principal Balance** — Field which indicates the aggregate OPB amount for Pre-OBBBA PLUS Graduate/Professional loans. Will be available when the student has Pre-OBBBA PLUS Graduate/ Professional loans.
- **Pre-OBBBA Graduate/Professional PLUS Total**— Field which indicates the aggregate loan total amount for Pre-OBBBA PLUS Graduate/Professional loans. Will be available when the student has Pre-OBBBA PLUS Graduate/Professional loans.
- **Pre-OBBBA Graduate/Professional Subsidized Loan Limit Flag** — Field that indicates the status of the aggregate total for a borrower’s subsidized loan limit level, based on cumulative balances for undergraduate and Pre-OBBBA graduate/professional loans. The code values are:
 - E = Exceeded loan limit
 - C = Close or equal to loan limit
 - N = N/A
 - R = Exceeded loan limit and reaffirmed debt
- **Pre-OBBBA Graduate/Professional Combined Loan Limit Flag** — Field that indicates the status of the aggregate total for a borrower’s combined loan limit level, based on cumulative balances for undergraduate and Pre-OBBBA graduate/professional loans. The code values are:
 - E = Exceeded loan limit
 - C = Close or equal to loan limit
 - N = N/A
 - R = Exceeded loan limit and reaffirmed debt
- **TEACH Grant Converted to Loan Flag** — Indicates a TEACH grant was converted to a TEACH loan on one or more grants. Value = Y or N.
- **TEACH Loan OPB** — Outstanding Principal Balance for TEACH unsubsidized loan type (D8). Value is amount or N/A if no applicable loans.
- **TEACH Loan Total** — Total of Aggregate TEACH Unsubsidized loan Outstanding Principal Balance. Value is amount or N/A if no applicable loans.
- **Aggregate Total TEACH Grant Undergraduate Disbursement Amount** — Aggregate Undergraduate/Post Baccalaureate TEACH grant disbursed amounts for the following Academic Levels:

- 0 = 1st year undergraduate/never attended college
- 1 = 1st year undergraduate/attended college before
- 2 = 2nd year undergraduate/sophomore
- 3 = 3rd year undergraduate/junior
- 4 = 4th year undergraduate/senior
- 5 = 5th year/other undergraduate
- Value is amount or N/A if no applicable grants
- **TEACH Undergraduate % Eligibility Used** — TEACH Grant’s awarded percent used by Undergraduate/Post Baccalaureate Academic Levels.
- **TEACH Undergraduate Remaining Amount** — The remaining TEACH Grant eligible amount by Undergraduate/Post Baccalaureate Academic Levels. Value is amount or N/A if no applicable grants.
- **Aggregate Total TEACH Grant Graduate Disbursement Amount** — Total Graduate TEACH Grant disbursement amounts for the following academic levels:
 - 6 = 1st year graduate/professional
 - 7 = continuing graduate/professional
 - 8 = graduate student was never professional
 - 9 = graduate student was professional
 - 12 = graduate concurrent enrollment
 - Value is amount or N/A if no applicable grants
- **TEACH Graduate % Eligibility Used** — TEACH Grant’s awarded percent used by Graduate Academic Levels.
- **TEACH Graduate Remaining Amount** — The remaining eligible amount by Graduate Academic Levels. Value is amount or N/A if no applicable grants.
- **TEACH Grant Data Change Flag** — Field which identifies that the student has had a change reported on one or more TEACH Grants that may affect eligibility. This *will* generate the Alert file. This will be a space for FAH output.
- **TEACH Grant Aggregates Change Flag** — Field that identifies that the student has had a change reported on his/her TEACH Grant aggregate balance that may affect eligibility. This *will* generate the Alert file. This will be a space for FAH output.
- **TEACH Loan Aggregate Change Flag** — Field that identifies that the student has had a change reported on his/her TEACH Loan aggregate balance that may

affect eligibility. This **will** generate the Alert file. This will be a space for FAH output.

- **Undergraduate Award Year** — Award year used to determine the borrower's undergraduate loan limit.
- **Undergraduate Dependency Indicator** — Dependency indicator used to determine the borrower's undergraduate loan limit. Valid values:
 - D = Dependent
 - I = Independent
 - Blank
- **Pre-OBBBA Graduate/Professional Award Year** — Award year used to determine the borrower's pre-OBBBA graduate/professional loan limit.
- **Pre-OBBBA Graduate/Professional Dependency Indicator** — Dependency indicator used to determine the borrower's pre-OBBBA graduate/professional loan limit. Valid values:
 - D = Dependent
 - I = Independent
 - Blank
- **Pell Lifetime Eligibility Used (LEU)** — Field that identifies the most recent reported value for Lifetime Eligibility Used for Pell Grants. The LEU is based on a 12 semester or 6 year regulation, which is calculated based on the percentage of Pell Grant disbursed versus the amount of Pell Grant scheduled. The LEU maximum has been set to 600% for the total of all Pell awards received.
- **Unusual Enrollment History Indicator** — A field that indicates if the number of schools from which a student received a Pell disbursement during the past 3 years indicates a pattern of unusual enrollment. Valid Values are:
 - 2 = Possible enrollment history problem
 - 3 = Questionable enrollment history
 - N = No problem
- **Pell LEU Limit Indicator** — Field that identifies if the student has come close to or has exceeded the Pell Grant Lifetime Eligibility Limit of 600%. Values for the code are:
 - E = Meets or exceeds Pell Grant LEU limit
 - C = Close to Pell Grant LEU limit

- H = High % warning
- N = No problem
- **Subsidized Usage Limit Applies (SULA) Flag** — A field that indicates whether the borrower is subject to the 150% Direct Subsidized Loan Limit provision. The values are:
 - Y = The borrower is subject to the 150% Direct Subsidized Loan Limit provision.
 - N = The borrower is not subject to the 150% Direct Subsidized Loan Limit provision.
- **Subsidized Usage Period (formerly Subsidized Limit Eligibility Used)** — A field that indicates the total time during which the student has received Direct Subsidized Loans as reported to NSLDS by COD.
- **IASG Lifetime Eligibility Used (LEU)** — Field that identifies the most recent reported value for Lifetime Eligibility Used for IASGs. The LEU is based on a 12 semester or 6 year regulation, which is calculated based on the percentage of IASGs disbursed versus the amount of IASGs scheduled. The LEU maximum has been set to 600% for the total of all IASG awards received.
- **IASG LEU Limit Indicator** — Field that identifies if the student has come close to or has exceeded the IASG Lifetime Eligibility Limit of 600%. Values for the code are:
 - E = Meets or exceeds IASG LEU limit
 - C = Close to IASG LEU limit
 - H = High % warning
 - N = No problem
- **IASG Data Change Flag** — Field which identifies that the student has had a change reported on one or more IASGs that may affect eligibility. This **will** generate the Alert file. This will be a space for FAH output.
- **Loan Limit Exception Flag** — Field which identifies whether the borrower is grandfathered under the aggregate loan limits prior to the 2026–27 Award Year or is subject to the new aggregate loan limits beginning with the 2026–27 Award Year, as reported by COD.
 - Y – The borrower meets the exception criteria and is eligible for the aggregate loan limits prior to the 2026-27 Award Year.

- N – The borrower does not meet the exception criteria and is eligible for the new aggregate loan limits beginning with the 2026-27 Award Year.
- Blank - The borrower is not considered to have met the exception criteria and is subject to the new aggregate loan limits beginning with the 2026-27 Award Year.
- **Disbursement Date Flag** — Field which identifies that the borrower has a loan with a disbursement date on or after July 1, 2026.
- **Loan Limit Exception Change Flag** — Field which identifies that a change has been reported to the borrower’s loan limit exception status. This will be blank for FAH output.
- **Graduate Award Year** — Award year used to determine the borrower’s graduate loan limit.
- **Graduate Dependency Indicator** — Dependency indicator used to determine the borrower’s graduate loan limit. Valid values:
 - D = Dependent
 - I = Independent
 - Blank
- **Professional Award Year** — Award year used to determine the borrower’s professional loan limit.
- **Professional Dependency Indicator** — Dependency indicator used to determine the borrower’s professional loan limit. Valid values:
 - D = Dependent
 - I = Independent
 - Blank

TSM Alert/FAH Detail Record Type 1—Applicant Record

Layout Length = 1109

Pos. From	Pos. To	Added/ Modified	Attribute	Description	Field Format	Field Length
1	1		Record Type Indicator	Indicator used to identify the record. Value = 1.	Char.	1
2	10		Current SSN	Current SSN from NSLDS of the student for whom the FAH or Alert is being generated.	Char.	9

Pos. From	Pos. To	Added/ Modified	Attribute	Description	Field Format	Field Length
11	22		Current First Name	Current first name from NSLDS of the student for whom the FAH or Alert is being generated. Value = NFN if student has no first name.	Char.	12
23	57		Current Last Name	Current last name from NSLDS of the student for whom the FAH or Alert is being generated. Value = NLN if student has no last name.	Char.	35
58	65		Current Date of Birth	Date of Birth from NSLDS of the student for whom the FAH or Alert is being generated. Format is CCYYMMDD.	Date	8
66	73		School Code	The 8-digit OPEID code used to identify the school and branch. Last 2 digits equal 00 if no branch code.	Char.	8
74	74		Defaulted Loan Flag	Indicates one or more defaulted loans. Value = Y or N.	Char.	1
75	75		Discharged Loan Code	Indicates one or more discharged loans. Values are: D = Death P = Permanent N = None	Char.	1
76	76		Loan Satisfactory Repayment Arrangements Flag	Indicates one or more loans with satisfactory repayment arrangements. Value = Y or N.	Char.	1
77	77		Active Bankruptcy Flag	Indicates one or more active bankruptcy loans. Value = Y or N.	Char.	1

Pos. From	Pos. To	Added/ Modified	Attribute	Description	Field Format	Field Length
78	92	Modified as of April 26, 2026	Aggregate Subsidized Outstanding Principal Balance	<p>Outstanding principal balance for subsidized loan types (D1, D6, and subsidized SF) for all academic levels. Includes calculated share of a consolidation loan that is considered subsidized.</p> <p>Value is balance or N/A if no applicable loans.</p> <p>Fixed precision numeric value with 2 decimal places.</p> <p>Implied Decimal point, right aligned</p> <p>e.g. (000000123456789 represents 1234567.89)</p>	Char.	15
93	107	Modified as of April 26, 2026	Aggregate Unsubsidized Outstanding Principal Balance	<p>Outstanding principal balance for unsubsidized loan types (D2, D5, FI, RF, non-subsidized SF, SL, and SU) for all academic levels. Includes calculated share of a consolidation loan that is considered unsubsidized.</p> <p>Value is balance or N/A if no applicable loans.</p> <p>Fixed precision numeric value with 2 decimal places.</p> <p>Implied Decimal point, right aligned</p> <p>e.g. (000000123456789 represents 1234567.89)</p>	Char.	15

Pos. From	Pos. To	Added/ Modified	Attribute	Description	Field Format	Field Length
108	122	Modified as of April 26, 2026	Aggregate Combined Outstanding Principal Balance	<p>Outstanding principal balance for subsidized and unsubsidized loan types (D1, D2, D5, D6, FI, RF, subsidized and non-subsidized SF, SL, and SU) for all academic levels. Includes the total amount of a consolidation loan, excluding the calculated share that is considered to be a Perkins loan.</p> <p>Value is balance or N/A if no applicable loans.</p> <p>Fixed precision numeric value with 2 decimal places.</p> <p>Implied Decimal point, right aligned</p> <p>e.g. (000000123456789 represents 1234567.89)</p>	Char.	15
123	128	Modified	Filler	Blank attribute to maintain record length.	Char.	6
129	143	Modified as of April 26, 2026	Aggregate Subsidized Pending Disbursement	<p>Pending disbursements for subsidized loan types (D1 and subsidized SF) for all academic levels.</p> <p>Value is amount or N/A if no applicable loans.</p> <p>Fixed precision numeric value with 2 decimal places.</p> <p>Implied Decimal point, right aligned</p> <p>e.g. (000000123456789 represents 1234567.89)</p>	Char.	15

Pos. From	Pos. To	Added/ Modified	Attribute	Description	Field Format	Field Length
144	158	Modified as of April 26, 2026	Aggregate Unsubsidized Pending Disbursement	<p>Pending disbursements for unsubsidized loan types (D2 and SU) for all academic levels.</p> <p>Value is amount or N/A if no applicable loans.</p> <p>Fixed precision numeric value with 2 decimal places.</p> <p>Implied Decimal point, right aligned</p> <p>e.g. (000000123456789 represents 1234567.89)</p>	Char.	15
159	173	Modified as of April 26, 2026	Aggregate Combined Pending Disbursement	<p>Pending disbursements for subsidized and unsubsidized loan types (D1, D2, SF, and SU) for all academic levels.</p> <p>Value is amount or N/A if no applicable loans.</p> <p>Fixed precision numeric value with 2 decimal places.</p> <p>Implied Decimal point, right aligned</p> <p>e.g. (000000123456789 represents 1234567.89)</p>	Char.	15
174	188	Modified as of April 26, 2026	Aggregate Subsidized Total	<p>Total of Aggregate Subsidized Outstanding Principal Balance and Aggregate Subsidized Pending Disbursement for all academic levels.</p> <p>Value is amount or N/A if no applicable loans.</p> <p>Fixed precision numeric value with 2 decimal places.</p> <p>Implied Decimal point, right aligned</p> <p>e.g. (000000123456789 represents 1234567.89)</p>	Char.	15

Pos. From	Pos. To	Added/ Modified	Attribute	Description	Field Format	Field Length
189	203	Modified as of April 26, 2026	Aggregate Unsubsidized Total	Total of Aggregate Unsubsidized Outstanding Principal Balance and Aggregate Unsubsidized Pending Disbursement for all academic levels. Value is amount or N/A if no applicable loans. Fixed precision numeric value with 2 decimal places. Implied Decimal point, right aligned e.g. (000000123456789 represents 1234567.89)	Char.	15
204	218	Modified as of April 26, 2026	Aggregate Combined Total	Total of Aggregate Combined Outstanding Principal Balance and Aggregate Combined Pending Disbursement for all academic levels. Value is amount or N/A if no applicable loans. Fixed precision numeric value with 2 decimal places. Implied Decimal point, right aligned e.g. (000000123456789 represents 1234567.89)	Char.	15
219	224		Filler	Blank attribute to maintain record length.	Char.	6
225	239	Modified as of April 26, 2026	Perkins Total Outstanding Principal Balance	Total Perkins loan (DU, EU, NU, PU, and IC) outstanding principal balances. Value is amount or N/A if no applicable loans. Fixed precision numeric value with 2 decimal places. Implied Decimal point, right aligned e.g. (000000123456789 represents 1234567.89)	Char.	15

Pos. From	Pos. To	Added/ Modified	Attribute	Description	Field Format	Field Length
240	254	Modified as of April 26, 2026	Perkins Current Award Year Disbursement	Total Perkins loan (DU, EU, NU, PU, and IC) disbursements for award year (July-June). Value is amount or N/A if no applicable loans.	Char.	15
255	255	Modified as of April 26, 2026	Direct Stafford MPN Flag	Direct Loan Stafford Master Promissory Note Flag. Values are: A = Active status I = Inactive status C = Closed status N = No loans with a Master Promissory Note	Char.	1
256	256	Modified as of April 26, 2026	Pell Change Flag	Indicates change to Pell grant information on one or more grants. Value = Y or N. Will be blank for FAH output.	Char.	1
257	257	Modified as of April 26, 2026	Loan Change Flag	Indicates changed information on one or more loans. Value = Y or N. Will be blank for FAH output.	Char.	1
258	258	Modified as of April 26, 2026	Aggregate Change Flag	Indicates changed Aggregate Amount information. Value = Y or N. Will be blank for FAH output.	Char.	1
259	270	Modified as of April 26, 2026	First Name	First name of student submitted.	Char.	12
271	305	Modified as of April 26, 2026	Last Name	Last name of student submitted.	Char.	35
306	313	Modified as of April 26, 2026	Date of Birth	Date of Birth of student submitted. Format is CCYYMMDD.	Date	8

Pos. From	Pos. To	Added/Modified	Attribute	Description	Field Format	Field Length
314	314	Modified as of April 26, 2026	Direct Loan PLUS MPN Flag	Direct Loan PLUS Master Promissory Note Flag. Values are: A = Active status I = Inactive status E = Inactive, Endorsed C = Closed status N = No loans with a Master Promissory Note	Char.	1
315	315	Modified as of April 26, 2026	Undergraduate Subsidized Loan Limit Flag	Flag indicating the condition of the Aggregate Total for subsidized loan limit (Loan types include: D1, D6, subsidized SF, and calculated share of consolidation loan considered to be subsidized.) at the undergraduate level. Values are E, C, N, or R.	Char.	1
316	316	Modified as of April 26, 2026	Undergraduate Combined Loan Limit Flag	Flag indicating the condition of the Aggregate Total combined loan limit at the undergraduate level. Values are E, C, N, or R.	Char.	1
317	331	Modified as of April 26, 2026	Aggregate Consolidation Loans, Unallocated Outstanding Principal Balance	Aggregate Outstanding principal balance for Consolidation Loans, Unallocated for all academic levels. Value is amount or N/A if no unallocated balance. Fixed precision numeric value with 2 decimal places. Implied Decimal point, right aligned e.g. (000000123456789 represents 1234567.89)	Char.	15
332	337	Modified as of April 26, 2026	Filler (formerly Aggregate PLUS Loans Outstanding Principal Balance)	Spaces.	Char.	6

Pos. From	Pos. To	Added/ Modified	Attribute	Description	Field Format	Field Length
338	352	Modified as of April 26, 2026	Aggregate Consolidation Loans, Unallocated Total	Aggregate Total for Consolidation Loans, Unallocated for all academic levels. Value is amount or N/A if no unallocated balance. Fixed precision numeric value with 2 decimal places. Implied Decimal point, right aligned e.g. (000000123456789 represents 1234567.89)	Char.	15
353	367	Modified as of April 26, 2026	Aggregate Student Recipient Parent PLUS Total	The amount of Parent PLUS loans a parent has borrowed on behalf of the dependent student without regard to any amounts repaid, forgiven, or otherwise discharged. Loan types PL, D4, and D7 are included. Value is amount or N/A if no applicable loans. Fixed precision numeric value with 2 decimal places. Implied Decimal point, right aligned e.g. (000000123456789 represents 1234567.89)	Char.	15
368	368	Modified as of April 26, 2026	ACG Change Flag	Indicates change to ACG information on one or more grants. Value = Y or N. Will be blank for FAH output.	Char.	1
369	369	Modified as of April 26, 2026	SMART Change Flag	Indicates change to SMART grant information on one or more grants. Value = Y or N. Will be blank for FAH output.	Char.	1

Pos. From	Pos. To	Added/Modified	Attribute	Description	Field Format	Field Length
370	370	Modified as of April 26, 2026	Direct Loan PLUS Graduate/Professional MPN Flag	Direct Loan PLUS Graduate/Professional Master Promissory Note Flag. Values are: A = Active status I = Inactive status E = Inactive, Endorsed C = Closed status N = No loans with a Master Promissory Note	Char.	1
371	371	Modified as of April 26, 2026	Fraud Flag	Indicates fraud on one or more loans or overpayments. Value = Y or N.	Char.	1
372	386	Modified as of April 26, 2026	Pre-OBBBA Graduate/Professional PLUS Outstanding Principal Balance	Outstanding principal balance for Pre-OBBBA Graduate/Prof PLUS loans. Loan types: D3 and GB. Value is amount or "N/A" if no applicable loans. Fixed precision numeric value with 2 decimal places. Implied Decimal point, right aligned e.g. (000000123456789 represents 1234567.89)	Char.	15
387	401	Modified as of April 26, 2026	Pre-OBBBA Graduate/Professional PLUS Total	Total for Pre-OBBBA Graduate/Prof. PLUS loans. Loan types D3 and GB. Value is amount or "N/A" if no applicable loans. Fixed precision numeric value with 2 decimal places. Implied Decimal point, right aligned e.g. (000000123456789 represents 1234567.89)	Char.	15

Pos. From	Pos. To	Added/ Modified	Attribute	Description	Field Format	Field Length
402	402	Modified as of April 26, 2026	Pre-OBBBA Graduate/Professional Subsidized Loan Limit Flag	Flag indicating the condition of the aggregate total for Pre-OBBBA graduate/professional subsidized loan limit. Can include undergraduate, pre-OBBBA graduate/professional subsidized amounts and the calculated share of consolidation loans considered to be subsidized when determining the flag. Loan types: D0, D1, D6, D9, SF. Values are E, C, N, or R.	Char.	1
403	403	Modified as of April 26, 2026	Pre-OBBBA Graduate/Professional Combined Loan Limit Flag	Flag indicating the condition of the Pre-OBBBA graduate/professional combined loan limit. Can include undergraduate, pre -OBBBA graduate/professional, graduate, professional subsidized and unsubsidized loan amounts when determining the flag. Values are E, C, N, or R.	Char.	1
404	404	Modified as of April 26, 2026	Filler	Blank attribute to maintain record length.	Char.	1
405	405	Modified as of April 26, 2026	TEACH Grant Converted to Loan Flag	Indicates a TEACH grant was converted to a TEACH loan on one or more grants. Value = Y or N.	Char.	1

Pos. From	Pos. To	Added/ Modified	Attribute	Description	Field Format	Field Length
406	420	Modified as of April 26, 2026	TEACH Loan OPB	<p>Outstanding principal balance for TEACH unsubsidized loan type (D8).</p> <p>Value is amount balance or N/A if no applicable loans.</p> <p>Fixed precision numeric value with 2 decimal places.</p> <p>Implied Decimal point, right aligned</p> <p>e.g. (000000123456789 represents 1234567.89)</p>	Char.	15
421	435	Modified as of April 26, 2026	TEACH Loan Total	<p>Total of Aggregate TEACH Unsubsidized loan Outstanding Principal Balance.</p> <p>Value is amount or N/A if no applicable loans.</p> <p>Fixed precision numeric value with 2 decimal places.</p> <p>Implied Decimal point, right aligned</p> <p>e.g. (000000123456789 represents 1234567.89)</p>	Char.	15

Pos. From	Pos. To	Added/ Modified	Attribute	Description	Field Format	Field Length
436	450	Modified as of April 26, 2026	Aggregate Total TEACH Grant Undergraduate Disbursement Amount	<p>Aggregate undergraduate TEACH Grant disbursed amounts for the following Academic Levels:</p> <p>0 = 1st year undergraduate/never attended college, 1 = 1st year undergraduate/attended college before. 2 = 2nd year undergraduate/sophomore. 3 = 3rd year undergraduate/junior. 4 = 4th year undergraduate/senior. 5 = 5th year/other undergraduate.</p> <p>Value is amount or N/A if no applicable grants. Fixed precision numeric value with 2 decimal places. Implied Decimal point, right aligned e.g. (000000123456789 represents 1234567.89)</p>	Char.	15
451	457	Modified as of April 26, 2026	TEACH Undergraduate % Eligibility Used	<p>TEACH grant's awarded percent used by undergraduate academic levels.</p> <p>Format 999V9999 ('V' is implied decimal and will not be included on the output), for example, 1000000 represents 100%.</p>	Num.	7

Pos. From	Pos. To	Added/ Modified	Attribute	Description	Field Format	Field Length
458	472	Modified as of April 26, 2026	TEACH Undergraduate Remaining Amount	<p>The remaining grant eligible amount by undergraduate academic levels.</p> <p>Value is amount or N/A if no applicable grants.</p> <p>Fixed precision numeric value with 2 decimal places.</p> <p>Implied Decimal point, right aligned</p> <p>e.g. (000000123456789 represents 1234567.89)</p>	Char.	15
473	487	Modified as of April 26, 2026	Aggregate Total TEACH Grant Graduate Disbursement Amount	<p>Aggregate graduate TEACH Grant disbursed amounts for the following academic levels:</p> <p>6 = 1st year graduate/professional.</p> <p>7 = continuing graduate/professional</p> <p>8 = graduate student was never professional</p> <p>9 = graduate student was professional</p> <p>12 = graduate concurrent enrollment</p> <p>Value is amount or N/A if no applicable grants</p> <p>Fixed precision numeric value with 2 decimal places.</p> <p>Implied Decimal point, right aligned</p> <p>eg (000000123456789 represents 1234567.89)</p>	Char.	15
488	494	Modified as of April 26, 2026	TEACH Graduate % Eligibility Used	<p>TEACH Grant's awarded percent used by Graduate Academic Levels.</p> <p>Format 999V9999 ('V' is implied decimal and will not be included on the output), for example, 1000000 represents 100%.</p>	Num.	7

Pos. From	Pos. To	Added/ Modified	Attribute	Description	Field Format	Field Length
495	509	Modified as of April 26, 2026	TEACH Graduate Remaining Amount	The remaining eligible amount by graduate academic levels. Value is amount or N/A if no applicable grants. Fixed precision numeric value with 2 decimal places. Implied Decimal point, right aligned eg (000000123456789 represents 1234567.89)	Char.	15
510	510	Modified as of April 26, 2026	TEACH Grant Data Change Flag	Indicates change to TEACH Grant information on one or more grants. Value = Y or N. Will be blank for FAH output.	Char.	1
511	511	Modified as of April 26, 2026	TEACH Grant Aggregates Change Flag	Indicates changed TEACH Grant aggregate amount information. Value = Y or N. Will be blank for FAH output.	Char.	1
512	512	Modified as of April 26, 2026	TEACH Loan Aggregate Change Flag	Indicates changed TEACH loan aggregate amount information. Value = Y or N. Will be blank for FAH output.	Char.	1

Pos. From	Pos. To	Added/ Modified	Attribute	Description	Field Format	Field Length
513	527	Modified as of April 26, 2026	Undergraduate Aggregate Subsidized Outstanding Principal Balance	<p>Outstanding principal balance for undergraduate subsidized loan types (D1, D6, and subsidized SF). Includes calculated share of an undergraduate consolidation loan that is considered subsidized.</p> <p>Value is amount or N/A if no applicable loans.</p> <p>Fixed precision numeric value with 2 decimal places.</p> <p>Implied Decimal point, right aligned</p> <p>e.g. (000000123456789 represents 1234567.89)</p>	Char.	15
528	542	Modified as of April 26, 2026	Undergraduate Aggregate Unsubsidized Outstanding Principal Balance	<p>Outstanding principal balance for undergraduate unsubsidized loan types (D2, D5, FI, RF, non-subsidized SF, SL, and SU). Includes calculated share of an undergraduate consolidation loan that is considered unsubsidized.</p> <p>Value is amount or N/A if no applicable loans.</p> <p>Fixed precision numeric value with 2 decimal places.</p> <p>Implied Decimal point, right aligned</p> <p>e.g. (000000123456789 represents 1234567.89)</p>	Char.	15

Pos. From	Pos. To	Added/ Modified	Attribute	Description	Field Format	Field Length
543	557	Modified as of April 26, 2026	Undergraduate Aggregate Combined Outstanding Principal Balance	<p>Outstanding principal balance for undergraduate subsidized and unsubsidized loan types (D1, D2, D5, D6, FI, RF, subsidized and non-subsidized SF, SL, and SU). Includes the total amount of an undergraduate consolidation loan, excluding the calculated share that is considered to be a Perkins loan.</p> <p>Value is amount or N/A if no applicable loans.</p> <p>Fixed precision numeric value with 2 decimal places.</p> <p>Implied Decimal point, right aligned</p> <p>e.g. (000000123456789 represents 1234567.89)</p>	Char.	15
558	572	Modified as of April 26, 2026	Undergraduate Aggregate Consolidation Loans, Unallocated Outstanding Principal Balance	<p>Outstanding principal balance for undergraduate consolidation loan amount determined to be unallocated.</p> <p>Value is amount or N/A if no applicable loans.</p> <p>Fixed precision numeric value with 2 decimal places.</p> <p>Implied Decimal point, right aligned</p> <p>e.g. (000000123456789 represents 1234567.89)</p>	Char.	15

Pos. From	Pos. To	Added/ Modified	Attribute	Description	Field Format	Field Length
573	587	Modified as of April 26, 2026	Undergraduate Aggregate Subsidized Pending Disbursement	<p>Pending disbursements for undergraduate subsidized loan types (D1 and subsidized SF).</p> <p>Value is amount or N/A if no applicable loans.</p> <p>Fixed precision numeric value with 2 decimal places.</p> <p>Implied Decimal point, right aligned</p> <p>e.g. (000000123456789 represents 1234567.89)</p>	Char.	15
588	602	Modified as of April 26, 2026	Undergraduate Aggregate Unsubsidized Pending Disbursement	<p>Pending disbursements for undergraduate unsubsidized loan types (D2 and SU).</p> <p>Value is amount or N/A if no applicable loans.</p> <p>Fixed precision numeric value with 2 decimal places.</p> <p>Implied Decimal point, right aligned</p> <p>e.g. (000000123456789 represents 1234567.89)</p>	Char.	15
603	617	Modified as of April 26, 2026	Undergraduate Aggregate Combined Pending Disbursement	<p>Pending disbursements for undergraduate subsidized and unsubsidized loan types (D1, D2, SF, and SU).</p> <p>Value is amount or N/A if no applicable loans.</p> <p>Fixed precision numeric value with 2 decimal places.</p> <p>Implied Decimal point, right aligned</p> <p>e.g. (000000123456789 represents 1234567.89)</p>	Char.	15

Pos. From	Pos. To	Added/ Modified	Attribute	Description	Field Format	Field Length
618	632	Modified as of April 26, 2026	Undergraduate Aggregate Subsidized Total	Total of Undergraduate Aggregate Subsidized Outstanding Principal Balance and Undergraduate Aggregate Subsidized Pending Disbursements. Value is amount or N/A if no applicable loans. Fixed precision numeric value with 2 decimal places. Implied Decimal point, right aligned e.g. (000000123456789 represents 1234567.89)	Char.	15
633	647	Modified as of April 26, 2026	Undergraduate Aggregate Unsubsidized Total	Total of Undergraduate Aggregate Unsubsidized Outstanding Principal Balance and Undergraduate Aggregate Unsubsidized Pending Disbursements. Value is amount or N/A if no applicable loans. Fixed precision numeric value with 2 decimal places. Implied Decimal point, right aligned e.g. (000000123456789 represents 1234567.89)	Char.	15

Pos. From	Pos. To	Added/ Modified	Attribute	Description	Field Format	Field Length
648	662	Modified as of April 26, 2026	Undergraduate Aggregate Combined Total	Total of Undergraduate Aggregate Combined Outstanding Principal Balance and Undergraduate Aggregate Combined Pending Disbursements. Value is amount or N/A if no applicable loans. Fixed precision numeric value with 2 decimal places. Implied Decimal point, right aligned e.g. (000000123456789 represents 1234567.89)	Char.	15
663	677	Modified as of April 26, 2026	Undergraduate Aggregate Consolidation Loans, Unallocated Total	Undergraduate Aggregate Total for consolidation loan amount determined to be unallocated. Value is amount or N/A if no unallocated balance. Fixed precision numeric value with 2 decimal places. Implied Decimal point, right aligned e.g. (000000123456789 represents 1234567.89)	Char.	15
678	681	Modified as of April 26, 2026	Undergraduate Award Year	Award year used to determine the borrower's undergraduate loan limit.	Char.	4
682	682	Modified as of April 26, 2026	Undergraduate Dependency Indicator	Dependency indicator used to determine the borrower's undergraduate loan limit. Valid values: D = Dependent I = Independent Blank	Char.	1

Pos. From	Pos. To	Added/ Modified	Attribute	Description	Field Format	Field Length
683	697	Modified as of April 26, 2026	Pre-OBBBA Graduate/Professional Aggregate Subsidized Outstanding Principal Balance	<p>Outstanding principal balance for pre-OBBBA graduate/professional subsidized loan types (D1, D6, and subsidized SF).</p> <p>Can include a calculated share of pre-OBBBA graduate/professional consolidation loans that are considered subsidized.</p> <p>Value is amount or N/A if no applicable loans.</p> <p>Fixed precision numeric value with 2 decimal places.</p> <p>Implied Decimal point, right aligned</p> <p>e.g. (000000123456789 represents 1234567.89)</p>	Char.	15
698	712	Modified as of April 26, 2026	Pre-OBBBA Graduate/Professional Aggregate Unsubsidized Outstanding Principal Balance	<p>Outstanding principal balance for pre-OBBBA graduate/professional unsubsidized loan types (D2, D5, FI, RF, non-subsidized SF, SL, and SU).</p> <p>Can include applicable Pre-OBBBA graduate/professional, graduate, and professional unsubsidized loans, as well as a calculated share of pre-OBBBA graduate/professional consolidation loans that are considered unsubsidized.</p> <p>Value is amount or N/A if no applicable loans.</p> <p>Fixed precision numeric value with 2 decimal places.</p> <p>Implied Decimal point, right aligned</p> <p>e.g. (000000123456789 represents 1234567.89)</p>	Char.	15

Pos. From	Pos. To	Added/ Modified	Attribute	Description	Field Format	Field Length
713	727	Modified as of April 26, 2026	Pre-OBBBA Graduate/Professional Aggregate Combined Outstanding Principal Balance	<p>Outstanding principal balance for pre-OBBBA graduate/professional subsidized and unsubsidized loan types (D1, D2, D5, D6, FI, RF, subsidized and non-subsidized SF, SL, and SU). Can include applicable Pre-OBBBA graduate/professional, graduate, and professional subsidized and unsubsidized loans, excluding the calculated share considered to be a Perkins loan. Value is amount or N/A if no applicable loans. Fixed precision numeric value with 2 decimal places. Implied Decimal point, right aligned e.g. (000000123456789 represents 1234567.89)</p>	Char.	15
728	742	Modified as of April 26, 2026	Pre-OBBBA Graduate/Professional Aggregate Consolidation Loans, Unallocated Outstanding Principal Balance	<p>Outstanding principal balance for pre-OBBBA graduate/professional consolidation loan amount determined to be unallocated. Value is amount or N/A if no applicable loans. Fixed precision numeric value with 2 decimal places. Implied Decimal point, right aligned e.g. (000000123456789 represents 1234567.89)</p>	Char.	15

Pos. From	Pos. To	Added/ Modified	Attribute	Description	Field Format	Field Length
743	757	Modified as of April 26, 2026	Pre-OBBBA Graduate/Professional Aggregate Subsidized Pending Disbursement	<p>Pending disbursements for pre-OBBBA graduate/professional subsidized loan types (D1 and subsidized SF).</p> <p>Value is amount or N/A if no applicable loans.</p> <p>Fixed precision numeric value with 2 decimal places.</p> <p>Implied Decimal point, right aligned</p> <p>e.g. (000000123456789 represents 1234567.89)</p>	Char.	15
758	772	Modified as of April 26, 2026	Pre-OBBBA Graduate/Professional Aggregate Unsubsidized Pending Disbursement	<p>Pending disbursements for pre-OBBBA graduate/professional unsubsidized loan types (D2 and SU).</p> <p>Can include applicable Pre-OBBBA graduate/professional, graduate and professional unsubsidized loans.</p> <p>Value is amount or N/A if no applicable loans.</p> <p>Fixed precision numeric value with 2 decimal places.</p> <p>Implied Decimal point, right aligned</p> <p>e.g. (000000123456789 represents 1234567.89)</p>	Char.	15

Pos. From	Pos. To	Added/ Modified	Attribute	Description	Field Format	Field Length
773	787	Modified as of April 26, 2026	Pre-OBBBA Graduate/Professional Aggregate Combined Pending Disbursement	<p>Pending disbursements for graduate pre-OBBBA graduate/professional subsidized and unsubsidized loan types (D1, D2, SF, and SU).</p> <p>Can include Pre-OBBBA graduate/professional, graduate and professional subsidized and unsubsidized loans.</p> <p>Value is amount or N/A if no applicable loans.</p> <p>Fixed precision numeric value with 2 decimal places.</p> <p>Implied Decimal point, right aligned</p> <p>e.g. (000000123456789 represents 1234567.89)</p>	Char.	15
788	802	Modified as of April 26, 2026	Pre-OBBBA Graduate/Professional Aggregate Subsidized Total	<p>Total of Pre-OBBBA Graduate/Professional Aggregate Subsidized Outstanding Principal Balance and Pre-OBBBA Graduate/Professional Aggregate Subsidized Pending Disbursements.</p> <p>Value is amount or N/A if no applicable loans.</p> <p>Fixed precision numeric value with 2 decimal places.</p> <p>Implied Decimal point, right aligned</p> <p>e.g. (000000123456789 represents 1234567.89)</p>	Char.	15

Pos. From	Pos. To	Added/ Modified	Attribute	Description	Field Format	Field Length
803	817	Modified as of April 26, 2026	Pre-OBBBA Graduate/Professional Aggregate Unsubsidized Total	Total of Graduate Pre-OBBBA Graduate/Professional Aggregate Unsubsidized Outstanding Principal Balance and Graduate Pre-OBBBA Graduate/Professional Aggregate Unsubsidized Pending Disbursements. Can include applicable Pre-OBBBA graduate/professional, graduate and professional unsubsidized loans. Value is amount or N/A if no applicable loans. Fixed precision numeric value with 2 decimal places. Implied Decimal point, right aligned e.g. (000000123456789 represents 1234567.89)	Char.	15
818	832	Modified as of April 26, 2026	Pre-OBBBA Graduate/Professional Aggregate Combined Total	Total of Pre-OBBBA Graduate/Professional Aggregate Combined Outstanding Principal Balance and Pre-OBBBA Graduate/Professional Aggregate Combined Pending Disbursements. Can include Pre-OBBBA graduate/professional, graduate and professional subsidized and unsubsidized loans. Value is amount or N/A if no applicable loans. Fixed precision numeric value with 2 decimal places. Implied Decimal point, right aligned e.g. (000000123456789 represents 1234567.89)	Char.	15

Pos. From	Pos. To	Added/Modified	Attribute	Description	Field Format	Field Length
833	847	Modified as of April 26, 2026	Pre-OBBBA Graduate/Professional Aggregate Consolidation Loans, Unallocated Total	Pre-OBBBA Graduate/Professional Aggregate Total for consolidation loan amount determined to be unallocated. Value is amount or N/A if there is no unallocated balance. Fixed precision numeric value with 2 decimal places. Implied Decimal point, right aligned e.g. (000000123456789 represents 1234567.89)	Char.	15
848	851	Modified	Pre-OBBBA Graduate/Professional Award Year	Award year used to determine the borrower's pre-OBBBA graduate/professional loan limit.	Char.	4
852	852	Modified as of April 26, 2026	Pre-OBBBA Graduate/Professional Dependency Indicator	Dependency indicator used to determine the borrower's pre-OBBBA graduate/professional loan limit. Valid values: D = Dependent I = Independent Blank	Char.	1
853	859	Modified as of April 26, 2026	Pell Lifetime Eligibility Used (LEU)	The Pell Lifetime Eligibility Used (LEU) for Pell grants expressed as a decimal Format is 99v99999 ('V' is implied decimal and will not be included on the output). Example: 12.34567 is 1234.567%. 01.00000 is 0100.000%. For IASG, ACG, SMART and TEACH grants value is 0000000 (zeroes); not applicable.	Num.	7

Pos. From	Pos. To	Added/ Modified	Attribute	Description	Field Format	Field Length
860	860	Modified as of April 26, 2026	Unusual Enrollment History Indicator	Indicates a student's Pell Grant awarding activity pattern that looks suspicious. Valid values: 2 = Possible enrollment history problem 3 = Questionable enrollment history N = No problem	Char.	1
861	861		Pell LEU Limit Indicator	Indicates the limit reached for the Pell Grant Lifetime Eligibility Used. Valid values: E = Limit met or exceeded C = Close to limit H = High % warning N = No problem	Char.	1
862	862	Modified as of April 26, 2026	SULA Flag	Subsidized Usage Limit Applies (SULA) indicator on loan. Y = The borrower is subject to the 150% Direct Subsidized Loan Limit provision. N = The borrower is not subject to the 150% Direct Subsidized Loan Limit provision.	Char.	1
863	868	Modified as of April 26, 2026	Subsidized Usage Period	Indicates the total time during which the student has received Direct Subsidized Loans as reported to NSLDS by COD. This field contains numeric six-digit values, 000v000 to 999v999, where "v" is an implied decimal and is excluded from the output. For example, 100000 represents 100%.	Num.	6

Pos. From	Pos. To	Added/ Modified	Attribute	Description	Field Format	Field Length
869	875	Modified as of April 26, 2026	IASG Lifetime Eligibility Used	The Lifetime Eligibility Used (LEU) for IASG grants expressed as a decimal Format is 99v99999 ('V' is implied decimal and will not be included on the output). Example: 12.34567 is 1234.567 %. 01.00000 is 0100.000%. For Pell, ACG, SMART and TEACH grants value is 0000000 (zeroes); not applicable.	Num.	7
876	876	Modified as of April 26, 2026	IASG LEU Limit Indicator	Indicates the limit reached for the IASG Grant Lifetime Eligibility Used. Valid values: E = Limit met or exceeded C = Close to limit H = High % warning N = No problem	Char.	1
877	877	Modified as of April 26, 2026	IASG Change Flag	Indicates change to IASG grant information on one or more grants. Valid Values = Y or N. Will be blank for FAH output.	Char.	1
878	878	Added as of April 26, 2026	Loan Limit Exception Flag	Indicates whether the borrower is grandfathered under the aggregate loan limits prior to the 2026-27 Award Year or is subject to the new aggregate loan limits beginning with the 2026-27 Award Year, as reported by COD. Valid Values = Y, N or Blank	Char.	1
879	879	Added as of April 26, 2026	Disbursement Date Flag	Indicates that the borrower has a loan disbursed on or after 07/01/2026. Valid Values = Y or N	Char.	1

Pos. From	Pos. To	Added/ Modified	Attribute	Description	Field Format	Field Length
880	880	Added as of April 26, 2026	Loan Limit Exception Change Flag	<p>Indicates a change to the borrower's loan limit exception status.</p> <p>Valid Values = Y or N</p> <p>Will be blank for FAH output.</p>	Char.	1
881	895	Added as of April 26, 2026	Graduate Aggregate Outstanding Principal Balance	<p>Aggregate Outstanding Principal Balance for graduate loan types (D0, D1, D2, D5, D6, D9, FI, RF, subsidized SF, non-subsidized SF, SL, and SU).</p> <p>Includes graduate loan amounts— which may include applicable Pre-OBBBA graduate/professional loans— and applicable professional subsidized and unsubsidized loans when determining the Aggregate OPB</p> <p>Value is amount or N/A if no applicable loans.</p> <p>Fixed precision numeric value with 2 decimal places.</p> <p>Implied Decimal point, right aligned</p> <p>e.g. (000000123456789 represents 1234567.89)</p>	Char.	15

Pos. From	Pos. To	Added/ Modified	Attribute	Description	Field Format	Field Length
896	910	Added as of April 26, 2026	Graduate Aggregate Consolidation Loans, Unallocated Outstanding Principal Balance	<p>Outstanding Principal Balance for graduate consolidation loan amount determined to be unallocated.</p> <p>Value is amount or N/A if no applicable loans.</p> <p>Fixed precision numeric value with 2 decimal places.</p> <p>Implied Decimal point, right aligned</p> <p>e.g. (000000123456789 represents 1234567.89)</p>	Char.	15
911	925	Added as of April 26, 2026	Graduate Aggregate Pending Disbursement	<p>Aggregate Pending Disbursement for graduate loan types (D1, D2, SF, and SU).</p> <p>Includes graduate loan amounts — which may include applicable Pre-OBBBA graduate/professional loans— and applicable professional unsubsidized loans when determining the Aggregate Pending Disbursement</p> <p>Value is amount or N/A if no applicable loans.</p> <p>Fixed precision numeric value with 2 decimal places.</p> <p>Implied Decimal point, right aligned</p> <p>e.g. (000000123456789 represents 1234567.89)</p>	Char.	15

Pos. From	Pos. To	Added/ Modified	Attribute	Description	Field Format	Field Length
926	940	Added as of April 26, 2026	Graduate Aggregate Total	<p>Total of Graduate Aggregate Outstanding Principal Balance and Graduate Aggregate Pending Disbursements for graduate loan types.</p> <p>Includes graduate loan amounts— which may include applicable Pre-OBBBA graduate/professional loans— and applicable professional subsidized and unsubsidized loans when determining the Aggregate OPB Total</p> <p>Value is amount or N/A if no applicable loans.</p> <p>Fixed precision numeric value with 2 decimal places.</p> <p>Implied Decimal point, right aligned</p> <p>e.g. (000000123456789 represents 1234567.89)</p>	Char.	15
941	955	Added as of April 26, 2026	Graduate Aggregate Consolidation Loans, Unallocated Total	<p>Aggregate Total for graduate consolidation loan amount determined to be unallocated.</p> <p>Value is amount or N/A if no applicable loans.</p> <p>Fixed precision numeric value with 2 decimal places.</p> <p>Implied Decimal point, right aligned</p> <p>e.g. (000000123456789 represents 1234567.89)</p>	Char.	15
956	959	Added as of April 26, 2026	Graduate Award Year	<p>Award year used to determine the borrower's graduate loan limit.</p>	Char.	4

Pos. From	Pos. To	Added/ Modified	Attribute	Description	Field Format	Field Length
960	960	Added as of April 26, 2026	Graduate Dependency Indicator	<p>Dependency indicator used to determine the borrower's graduate loan limit.</p> <p>Valid values: D = Dependent I = Independent Blank</p>	Char.	1
961	975	Added as of April 26, 2026	Professional Aggregate Outstanding Principal Balance	<p>Aggregate Outstanding Principal Balance for professional loan types (D0, D1, D2, D5, D6, D9, FI, RF, subsidized SF, non-subsidized SF, SL, and SU). Includes total amount of a professional consolidation loan, excluding the calculated share that is considered to be a Perkins loan.</p> <p>Includes professional loan amounts— which may include applicable Pre-OBBBA graduate/professional loans— and applicable graduate subsidized and unsubsidized loans when determining the Aggregate OPB</p> <p>Value is amount or N/A if no applicable loans.</p> <p>Fixed precision numeric value with 2 decimal places.</p> <p>Implied Decimal point, right aligned</p> <p>e.g. (000000123456789 represents 1234567.89)</p>	Char.	15

Pos. From	Pos. To	Added/ Modified	Attribute	Description	Field Format	Field Length
976	990	Added as of April 26, 2026	Professional Aggregate Consolidation Loans, Unallocated Outstanding Principal Balance	<p>Outstanding Principal Balance for professional consolidation loan amount determined to be unallocated.</p> <p>Value is amount or N/A if no applicable loans.</p> <p>Fixed precision numeric value with 2 decimal places.</p> <p>Implied Decimal point, right aligned</p> <p>e.g. (000000123456789 represents 1234567.89)</p>	Char.	15
991	1005	Added as of April 26, 2026	Professional Aggregate Pending Disbursement	<p>Pending disbursements for Professional loan types (D1, D2, SF, and SU).</p> <p>Includes professional loan amounts — which may include applicable Pre-OBBBA graduate/professional loans— and applicable graduate unsubsidized loans when determining the Aggregate Pending Disbursement.</p> <p>Value is amount or N/A if no applicable loans.</p> <p>Fixed precision numeric value with 2 decimal places.</p> <p>Implied Decimal point, right aligned</p> <p>e.g. (000000123456789 represents 1234567.89)</p>	Char.	15

Pos. From	Pos. To	Added/ Modified	Attribute	Description	Field Format	Field Length
1006	1020	Added as of April 26, 2026	Professional Aggregate Total	<p>Total of Professional Aggregate Outstanding Principal Balance and Professional Aggregate Pending Disbursements.</p> <p>Includes professional loan amounts— which may include applicable Pre-OBBBA graduate/professional loans— and applicable graduate subsidized and unsubsidized loans when determining the Aggregate Total.</p> <p>Value is amount or N/A if no applicable loans.</p> <p>Fixed precision numeric value with 2 decimal places.</p> <p>Implied Decimal point, right aligned</p> <p>e.g. (000000123456789 represents 1234567.89)</p>	Char.	15
1021	1035	Added as of April 26, 2026	Professional Aggregate Consolidation Loans, Unallocated Total	<p>Aggregate total for professional consolidation loan amount determined to be unallocated.</p> <p>Value is amount or N/A if no applicable loans.</p> <p>Fixed precision numeric value with 2 decimal places.</p> <p>Implied Decimal point, right aligned</p> <p>e.g. (000000123456789 represents 1234567.89)</p>	Char.	15
1036	1039	Added as of April 26, 2026	Professional Award Year	Award year used to determine the borrower's professional loan limit.	Char.	4

Pos. From	Pos. To	Added/ Modified	Attribute	Description	Field Format	Field Length
1040	1040	Added as of April 26, 2026	Professional Dependency Indicator	Dependency indicator used to determine the borrower's graduate loan limit Valid values: D = Dependent I = Independent Blank	Char.	1
1041	1041	Added as of April 26, 2026	Graduate Loan Limit Flag	Flag that reflects the borrower's loan limit indicator regarding their Graduate Aggregate Total. This applies to the borrower's total aggregate loan amounts that may include applicable pre-OBBBA graduate/professional, graduate, and professional loans. Valid Values = E, C, N, or R	Char.	1
1042	1042	Added as of April 26, 2026	Professional Loan Limit Flag	Flag that reflects the borrower's loan limit indicator regarding their Professional Aggregate Total. This applies to the borrower's total aggregate loan amounts that may include applicable pre-OBBBA graduate/professional, professional, and graduate loans Valid Values = E, C, N, or R	Char.	1
1043	1057	Added as of April 26, 2026	Lifetime Maximum Loan Total	The total amount of Title IV loans a student has borrowed without regard to any amounts repaid, forgiven, or otherwise discharged. . Value is amount or N/A if no applicable loans.	Char.	15

Pos. From	Pos. To	Added/ Modified	Attribute	Description	Field Format	Field Length
1058	1058	Added as of April 26, 2026	Aggregate Student Recipient Parent PLUS Limit Flag	Indicates the borrower is close to or has exceeded the Student Recipient Parent PLUS Loan limit. Valid Values = E, C, or N	Char.	1
1059	1059	Added as of April 26, 2026	Lifetime Maximum Loan Limit Flag	Indicates the borrower is close to or has exceeded the Lifetime Maximum Loan limit. Valid Values = E, C, or N	Char.	1
1060	1109	Modified as of April 26, 2026	Filler	Spaces.	Char.	50

8.3 TSM/FAH Detail Batch Record Layout – Type 2: Name History Record

Name History Records will be included only if the student has a different name(s) in history than is currently shown on NSLDS. If there is more than one name in history, there will be separate records for each. Each student record includes the following fields and those listed in the table below. Fields for which no definition is provided were determined to be self-explanatory.

- **First Name History** — Other first name in NSLDS database previously associated with the Current SSN.
- **Middle Initial History** — Other middle initial in NSLDS database previously associated with the Current SSN.
- **Last Name History** — Other last name in NSLDS database previously associated with the Current SSN.

TSM Alert/ FAH Detail Record Type 2—Name History Record Layout

Length = 1109

Pos. From	Pos. To	Added/ Modified	Attribute	Description	Field Format	Field Length
1	1		Record Type Indicator	Indicator used to identify the Name History record. Value = 2.	Char.	1

Pos. From	Pos. To	Added/ Modified	Attribute	Description	Field Format	Field Length
2	10		Current SSN	Current SSN from NSLDS of the student for whom the FAH or Alert is being generated.	Char.	9
11	22		Current First Name	Current first name from NSLDS of the student for whom the FAH or Alert is being generated. Value = NFN if student has no first name.	Char.	12
23	57		Current Last Name	Current last name from NSLDS of the student for whom the FAH or Alert is being generated. Value = NLN if student has no last name.	Char.	35
58	65		Current Date of Birth	Date of Birth from NSLDS of the student for whom the FAH or Alert is being generated. Format is CCYYMMDD.	Date	8
66	73		School Code	An 8-digit OPEID code used to identify the school and branch. Last 2 digits equal 00 if no branch code.	Char.	8
74	85		First Name History	Other first name used by the student for whom the FAH or Alert is provided. Value = NFN if student has no first name.	Char.	12
86	86		Middle Initial History	Other middle initial used by the student for whom the FAH or Alert is provided, if available.	Char.	1

Pos. From	Pos. To	Added/Modified	Attribute	Description	Field Format	Field Length
87	121		Last Name History	Other last name used by the student for whom the FAH or Alert is provided. Value = NLN if student has no last name.	Char.	35
122	1109	Modified as of April 26, 2026	Filler	Spaces.	Char.	988

8.4 TSM/FAH Detail Batch Record Layout – Type 3: Overpayment Record

Overpayment Record(s) will only be included if the student has an active overpayment. If there is more than one overpayment, a record will be provided for each. Overpayments that have been repaid are not included. Each student record includes the following fields and those listed in the table below. Fields for which no definition is provided were determined to be self-explanatory.

- **Overpayment Type** — A 2-character code that identifies the type of overpayment(s) reported for the student.
 - PE = Pell grant
 - SE = Federal Supplemental Educational Opportunity Grant
 - PK = Perkins loan (loan types DU, EU, NU, or PU)
 - AG = Academic Competitive Grant (ACG)
 - SG = National Science and Mathematics Access to Retain Talent (SMART) grant
 - TG = Teacher Education Assistance for College and Higher Education (TEACH) grant
 - IA = Iraq/Afghanistan Service Grant
- **Overpayment Indicator** — A 1-character code that identifies the status of the overpayment. None of these prompt an Alert to be generated.
 - F = An active fraud overpayment exists for the student.
 - Y = Yes, an active overpayment exists.
 - D = If the applicant has one or more overpayments which has been discharged

- S = Yes, the student has an overpayment but has made satisfactory arrangements for repayment.
- **Award Year** — The award year for which the overpayment was disbursed.
- **Contact** — The contact for grant overpayments. This code will either be the code for the contact, if only one exists, or Y if there is more than one overpayment listed when multiple overpayments exist for the same overpayment type for the same award year.

TSM Alert/FAH Detail Record Type 3—Overpayment Record Layout *Length = 1109*

Pos. From	Pos. To	Added/ Modified	Attribute	Description	Field Format	Field Length
1	1		Record Type Indicator	Indicator used to identify the Overpayment Record. Value = 3.	Char.	1
2	10		Current SSN	Current SSN from NSLDS of the student for whom the FAH or Alert is being generated.	Char.	9
11	22		Current First Name	Current first name from NSLDS of the student for whom the FAH or Alert is being generated. Value = NFN if student has no first name.	Char.	12
23	57		Current Last Name	Current last name from NSLDS of the student for whom the FAH or Alert is being generated. Value = NLN if student has no last name.	Char.	35
58	65		Current Date of Birth	Date of Birth from NSLDS of the student for whom the FAH or Alert is being generated. Format is CCYYMMDD.	Date	8
66	73		School Code	The 8-digit ED OPE Code used to identify the school and branch. Last 2 digits equal 00 if no branch code.	Char.	8

Pos. From	Pos. To	Added/Modified	Attribute	Description	Field Format	Field Length
74	75		Overpayment Type	A 2-character code that identifies the type of overpayment(s) reported for the student. PE = Pell grant SE = Federal Supplemental Educational Opportunity Grant PK = Perkins loan (loan types DU, EU, NU, or PU). AG = Academic Competitive Grant (ACG) SG = National Science and Mathematics Access to Retain Talent (SMART) grant TG = Teacher Education Assistance for College and Higher Education (TEACH) grants IA = Iraq/Afghanistan Service Grant	Char.	2
76	76		Overpayment Indicator	One-character code that identifies the status of the overpayment. F = Indicates fraud designated through an overpayment. Y = Yes, an active overpayment exists D = If the applicant has one or more overpayments which has been discharged S = Yes, the student has an overpayment but has made satisfactory arrangements for repayment.	Char.	1
77	80		Award Year	Award Year on which the overpayment was disbursed.	Char.	4
81	88		Contact	Contact for grant overpayment. Value is contact code = one overpayment, or Y= more than one overpayment.	Char.	8

Pos. From	Pos. To	Added/ Modified	Attribute	Description	Field Format	Field Length
89	1109	Modified as of April 26, 2026	Filler	Spaces.	Char.	1021

8.5 TSM/FAH Detail Batch Record Layout – Type 4: Grant Payment Record

Grant Record(s) will only be included if the student has a Pell, Academic Competitive Grant (ACG) and National Science, Mathematics Access to Retain Talent (SMART) or Teacher Education Assistance for College and Higher Education (TEACH) grant. If there is more than one grant, a record will be provided for each. Fields are applicable to all grant types unless stated otherwise in the attribute description. Each student record includes the following fields and those listed in the table below. Fields for which no definition is provided were determined to be self-explanatory.

- **Scheduled Amount** — The amount of the Pell, ACG and SMART grant scheduled award amount to be disbursed. A change in this amount **will** cause an Alert to be generated. For TEACH grant the amount is \$4,000 and will not cause an Alert to be generated.
- **Disbursed Amount** — The grant amount already disbursed to the student. A change in this amount **will** cause an Alert to be generated.
- **Percent of Eligibility Used** — Percentage of a Pell, ACG, IASG and SMART award already disbursed to the student.
- **Grant Change Flag** — Indicates something was reported on this Detail record that might affect eligibility. This **will** cause an Alert to be generated. There will be spaces on FAH records.
- **Grant Type** — A 2-character code that identifies the type of grant reported for the student.
 - PE = Pell grant
 - AG = Academic Competitive Grant (ACG)
 - SG = National Science and Mathematics Access to Retain Talent (SMART) grant
 - TG = Teacher Education Assistance for College and Higher Education (TEACH) grants
 - IA = Iraq and Afghanistan Service Grant (IASG)
- **Award ID** — Common Origination and Disbursement (COD) provided Award ID

which identifies an ACG, SMART or TEACH grant. It consists of:

- SSN (9 Characters)
- Award Type (1 Character: A= ACG, T= SMART, H= TEACH)
- Award Year (2 Characters)
- Pell School ID (6 Characters)
- Award Sequence Number (3 Characters)
- **CIP Code** — Indicates a student’s major course study; the Classification of Instructional Programs (CIP) designated code for SMART grants. NSLDS will only allow the aid recipient to have one CIP Code per SMART grant. For Pell, ACG, IASG and TEACH grants the value is “N/A”; not applicable.
- **Grant Sequence Number** — The grant identifying sequence number.
- **Total Percent Eligibility Used by Academic Year Level** — Total percentage of the student's eligibility used for ACG and SMART grants at each applicable academic level across all award years and schools.
- **TEACH grant converted to loan flag** — Indicates the TEACH grant has been converted to a Direct Unsubsidized (TEACH) Loan (D8- Loan Type Code).
- **TEACH grant conversion date** — The date the TEACH grant was converted to Direct Unsubsidized Loan (D8).
- **Additional Eligibility Indicator (AEI)** — Indicates the student’s eligibility for two Pell grants in an award year.
- **Post 911 Deceased Veteran Dependent Indicator** — Indicates the student was a dependent of a post 9/11 deceased veteran.
- **First Time Pell Indicator** — Indicates that Pell award is the student’s first actual Pell disbursement.
- **Children of Fallen Heroes Indicator** — Indicates the student was a dependent of a parent or guardian that died in the line of duty as a police officer, firefighter, or other public safety officer.
- **Enrolled in Workforce Program Indicator** — Indicates the Pell award is associated with a program approved as Workforce Pell eligible.

TSM Alert/FAH Detail Record Type 4—Grant Payment Record Layout *Length = 1109*

Pos. From	Pos. To	Added/ Modified	Attribute	Description	Field Format	Field Length
1	1		Record Type Indicator	Indicator used to identify the Grant Payment Record. Value = 4.	Char.	1
2	10		Current SSN	Current SSN from NSLDS of the student for whom the FAH or Alert is being generated.	Char.	9
11	22		Current First Name	Current first name from NSLDS of the student for whom the FAH or Alert is being generated. Value = NFN if student has no first name.	Char.	12
23	57		Current Last Name	Current last name from NSLDS of the student for whom the FAH or Alert is being generated. Value = NLN if student has no last name.	Char.	35
58	65		Current Date of Birth	Date of Birth from NSLDS of the student for whom the FAH or Alert is being generated. Format is CCYYMMDD.	Date	8
66	73		School Code	The 8-digit OPEID code used to identify the school and branch. Last 2 digits equal 00 if no branch code.	Char.	8
74	79		Scheduled Amount	Scheduled amount of the Federal Pell grant. TEACH grant scheduled award is \$4,000.	Num.	6
80	85		Disbursed Amount	The amount of the Federal grant the school has disbursed to the student.	Num.	6
86	91		Filler	Spaces.	Char.	6
92	95		Award Year	The Award Year for the grant program, beginning July 1 and ending June 30 of following year.	Char.	4

Pos. From	Pos. To	Added/ Modified	Attribute	Description	Field Format	Field Length
96	100		Filler	Spaces.	Char.	5
101	102		Transaction Number	Transaction number on the SAR or ISIR for the payment accepted by the school.	Char.	2
103	110		Latest Disbursement Date	Date school made the latest disbursement. Format is CCYYMMDD. Value is date or N/A.	Char.	8
111	113		Accepted Verification Status	Accepted verification status. Value is status or 'N/A'. For ACG, SMART and TEACH grants, value is "N/A"; not applicable.	Char.	3
114	119		Expected Family Contribution	Index produced by the Congressional Methodology (CM) needs analysis assessment. For ACG, SMART and TEACH grants value is 000000 (zeroes); not applicable. Will be left-padded with zeros when the value is less than 6 digits. Will be spaces for the 2024-25 Award Year and the subsequent award years after 2024-25. Will be spaces when null.	Num.	6
120	125		Award Amount	Accepted origination amount.	Num.	6
126	133		School Code	An 8-digit OPEID code used to identify the school attended by the student with the grant. Last 2 digits equal 00 if no branch code.	Char.	8
134	134		Grant Change Flag	Indicates change to this grant record. Value = Y or N. Will be blank for FAH.	Char.	1

Pos. From	Pos. To	Added/ Modified	Attribute	Description	Field Format	Field Length
135	142		Posted by COD	Date disbursement was posted to the COD system. Format is CCYYMMDD. Value is date or "N/A"	Char.	8
143	149		Percent of Eligibility Used	Pell and IASGs percent of scheduled award used by award year. ACG and SMART's percent eligibility used by scheduled award. Format 999V9999 ('V' is implied decimal and will not be included on the output), for example, 1000000 represents 100%. For TEACH grants value is 0000000 (zeroes); not applicable.	Num.	7
150	151		Grant Type	Indicates a 2-character code that identifies the grant type reported for the student. Values include: PE = Pell grant AG = ACG SG = SMART grant TG = TEACH grant IA = Iraq and Afghanistan Service Grant	Char.	2
152	153		Eligibility Payment Code	Indicates the eligibility payment code for ACG. For Pell, SMART, IASG and TEACH grants, value is "NA"; not applicable.	Char.	2
154	159		High School Program Code	Indicates the high school program code for ACG. For Pell, SMART, IASG and TEACH grants, value is "N/A"; not applicable.	Char.	6
160	160	Modified as of April 26, 2026	Filler (formerly Academic Year Level)	Spaces.	Char.	1

Pos. From	Pos. To	Added/ Modified	Attribute	Description	Field Format	Field Length
161	181		Award ID	<p>Indicates the Award ID, provided by COD, which identifies an ACG, SMART or TEACH grant.</p> <p>Consists of:</p> <p>SSN (9 char.), Award Type (1 char.: ACG = A, National SMART = T, TEACH = H), Award Year (2 char.), Pell School ID (6 char.) Award Sequence Number (3 char.).</p> <p>For Pell grants and IASGs the value is "N/A"; not applicable.</p>	Char.	21
182	188		CIP Code	<p>Indicates a student's major course of study; the Classification of Instructional Programs (CIP) designated code for SMART grants.</p> <p>NSLDS will only allow the aid recipient to have one CIP Code per SMART grant</p> <p>For Pell, ACG, IASG and TEACH grants the value is "N/A"; not applicable.</p>	Char.	7
189	192		Filler	Spaces.	Char.	4
193	195		Grant Sequence Number	The grant identifying sequence number.	Char.	3

Pos. From	Pos. To	Added/ Modified	Attribute	Description	Field Format	Field Length
196	202		Total Percent Eligibility Used by Academic Year Level	The total percent of eligibility used for ACG and SMART grants. Format 999V9999 ('V' is implied decimal and will not be included on the output), for example, 1000000 represents 100%. For Pell, IASG and TEACH grants value is 0000000 (zeroes); not applicable.	Num.	7
203	203		Filler	Space.	Char.	1
204	204		TEACH grant converted to loan flag	Indicates TEACH grant was converted to a loan. Value = Y or N.	Char.	1
205	212		TEACH grant conversion date	Date the TEACH grant was converted to a loan. Format is CCYYMMDD. Value is date or "N/A"	Char.	8
213	213		Additional Eligibility Indicator (AEI)	Indicator of the student's eligibility for two Pell grants in an award year. Value = Y, N or blank. N for grants other than Pell.	Char.	1
214	214		Post 911 Deceased Veteran Dependent Indicator	Indicator for a Post 9/11 Deceased Veteran Dependent. Value = Y or N. The value will be available only on extract requests. Note: The value will be available only on extract requests.	Char.	1

Pos. From	Pos. To	Added/ Modified	Attribute	Description	Field Format	Field Length
215	215		First Time Pell Indicator	Indicator that Pell award is the student's first actual Pell disbursement. Value = Y or N. N for grants other than Pell. The value will be available only on extract requests. Note: The value will be available only on extract requests.	Char.	1
216	216		Children of Fallen Heroes Indicator	Indicator for a child of a fallen hero. Value = Y or N.	Char.	1
217	222		Student Aid Index	The Student Aid Index (SAI) is an eligibility index number schools use to determine how much federal student aid a student would receive. This number results from the financial information that the student provides on their FAFSA® form. Valid Values: '-1500' to '999999' Will be left-padded with zeros when the value is less than 6 digits. Will be spaces for the 2023-24 Award Year and the prior award years before 2023-24. Will be spaces when null.	Num.	6
223	223	Added as of April 26, 2026	Enrolled in Workforce Program Indicator	Indicator that the Pell award is associated with a program approved as Workforce Pell eligible. Valid Values = Y, N, or Space	Char.	1

Pos. From	Pos. To	Added/ Modified	Attribute	Description	Field Format	Field Length
224	225	Relocated as of April 26, 2026	Academic Year Level	<p>Indicates the student's grade level for ACG, SMART and TEACH grants.</p> <p>For Pell grants and IASGs the value is "N"; not applicable.</p> <p>Valid values:</p> <ul style="list-style-type: none"> - 0 = 1st Year Undergraduate (No previous) - 1 = 1st Year Undergraduate (Previous) - 2 = 2nd Year Undergraduate - 3 = 3rd Year Undergraduate - 4 = 4th Year Undergraduate - 5 = 5th Year - 6 = 1st Year Graduate/Professional - 7 = Continuing Graduate/Professional - 8 = Graduate Student was never Professional - 9 = Graduate Student was Professional - 10 = Professional Student was never Graduate - 11 = Professional Student was a Graduate - 12 = Graduate Concurrent Enrollment - 13 = Professional Concurrent Enrollment 	Char.	2
226	1109	Modified as of April 26, 2026	Filler	Spaces.	Char.	884

8.6 TSM/FAH Detail Batch Record Layout – Type 5: Loan Detail Record

Loan Record(s) will only be included if the student has one or more loans. If there is more than one loan, a record will be provided for each. Each student record includes the following fields and those listed in the table below. Fields for which no definition is provided were determined to be self-explanatory.

- **Loan Type Code** — A 2-character code that identifies the type of loan awarded.

- **Current Loan Status Code** — A 2-character code used to identify the current status of the loan.
- **Current Loan Status Date** — Date the loan first went into the current status with no interruptions, *not* the date the loan status was reported to NSLDS.
- **Outstanding Principal Balance** — Amount currently owed on the loan. This may include capitalized interest. Changes in this field *will* cause an Alert to be generated.
- **Outstanding Principal Balance Date** — Date the OPB was last updated with NSLDS.
- **Loan Period Begin Date** — Date the enrollment period begins for the loan.
- **Loan Period End Date** — Date the enrollment period ends for the loan.
- **Current GA Code** — Current Guaranty Agency code.
- **Academic Level** — Student's academic level at the school when the loan was disbursed.
- **Contact Type** — Contact Type code.
- **Net Loan Amount** — Changes in this field *will* cause an Alert to be generated.
- **Contact** — Code indicating the agency to be contacted for this loan.
- **School Code** — An 8-digit OPEID code used to identify the school attended by the student when the loan was originated. Last 2 digits equal 00 if no branch code.
- **Additional Unsubsidized Loan Flag** — Indicates that an Additional Unsubsidized Loan has been awarded. The code indicates the reason for the Additional award.
- **Capitalized Interest Flag** — Indicates that there is Capitalized Interest on this record.
- **Late Disbursement Date** — Date the latest loan disbursement was made.
- **Total Disbursement Amount** — Cumulative amount disbursed.
- **Lender Code** — Current Lender code.
- **Lender Servicer Code** — Current Lender Servicer code.
- **Loan Change Flag** — Indicates that loan information has changed. Changes causing the flag to be set will *not* include a loan going into or out of default. Such changes will be covered by the Postscreening process. Changes in this field *will* cause an Alert to be generated. This field will be blank for FAH records.

- **Calculated Subsidized Aggregate Outstanding Principal Balance** — Calculated Subsidized Aggregate OPB amount for the loan.
- **Calculated Unsubsidized Aggregate Outstanding Principal Balance** — Calculated Unsubsidized Aggregate OPB amount for the loan
- **Calculated Combined Aggregate Outstanding Principal Balance** — Calculated Combined Aggregate OPB amount for the loan.
- **Last Disbursement Amount** — Amount of last disbursement.
- **Perkins Cancellation Type Code** — Perkins loan cancellation reasons.
- **Loan Amount** — Guaranteed or approved loan amount.
- **Loan Date** — Date of loan guarantee or approval.
- **Data Provider Loan ID/Award ID** — For FFEL and Perkins loans, Data Provider Loan ID used by data provider (Guaranty Agency or Debt Management Collection Service for FFEL or Perkins held loans) for internal loan identification. For Direct Loans and FFEL loans purchased by ED, Award ID used by Federal Loan Servicers (including the Direct Loan Servicing System) data providers for loan identification. For TEACH loans, Award ID originated by COD for the TEACH grant, which is retained when converted to a TEACH loan.
- **Confirmed Loan Subsidy Status (formerly Last Confirmed SULA Status)** — A field that indicates the current status of a SULA eligible loan's subsidy as reported by the servicer.
 - L = Lost Subsidy
 - R = Reinstated Subsidy
 - N = Not Applicable
- **Subsidy Status Date** — Date the subsidy status went into effect as reported to NSLDS. Format is CCYYMMDD. Value is date or N/A if date is not available.
- **Academic Year Begin Date** — The date when the student's academic year begins (or has begun) for the period covered by the loan. Format is CCYYMMDD. Value is date or N/A if date is not available.
- **Academic Year End Date** — The date when the student's academic year ended (or will end) for the period covered by the loan. Format is CCYYMMDD or N/A if date is not available.
- **Reaffirmation Flag** — A field that indicates if the loan has an active reaffirmation. This field is a one-digit character field. The values are:

- Y = The loan has an active reaffirmation.
- N = The loan does not have an active reaffirmation.
- **Statutory Interest Rate** — A field that identifies the statutory interest rate of the loan if one exists.
- **Actual Interest Rate** — A field that identifies the actual interest rate of the loan if one exists.

TSM Alert/FAH Detail Record Type 5—Loan Detail Record Layout

Length = 1109

Pos. From	Pos. To	Added/ Modified	Attribute	Description	Field Format	Field Length
1	1		Record Type Indicator	Indicator used to identify the Detail Record. Value = 5.	Char.	1
2	10		Current SSN	Current SSN from NSLDS of the student for whom the FAH or Alert is being generated.	Char.	9
11	22		Current First Name	Current first name from NSLDS of the student for whom the FAH or Alert is being generated. Value = NFN if student has no first name.	Char.	12
23	57		Current Last Name	Current last name from NSLDS of the student for whom the FAH or Alert is being generated. Value = NLN if student has no last name.	Char.	35
58	65		Current Date of Birth	Date of Birth from NSLDS of the student for whom the FAH or Alert is being generated. Format is CCYYMMDD.	Date	8
66	73		School Code	An 8-digit OPEID code used to identify the school. Last two digits equal 00 if no branch code.	Char.	8
74	75		Loan Type Code	Code indicating the type of loan.	Char.	2

Pos. From	Pos. To	Added/ Modified	Attribute	Description	Field Format	Field Length
76	77		Current Loan Status Code	Code used to identify the current status of a student's loan.	Char.	2
78	85		Current Loan Status Date	Date the current loan status code became effective. Format is CCYYMMDD.	Date	8
86	100	Modified as of April 26, 2026	Outstanding Principal Balance	Amount of outstanding principal balance. Value is balance or N/A. Fixed precision numeric value with 2 decimal places. Implied Decimal point, right aligned eg (000000123456789 represents 1234567.89	Char.	15
101	108	Modified as of April 26, 2026	Outstanding Principal Balance Date	Date the outstanding principal balance was last updated. Format is CCYYMMDD. Value is date or N/A if date is not available.	Char.	8
109	116	Modified as of April 26, 2026	Loan Period Begin Date	Date the enrollment period begins for this loan. Format is CCYYMMDD. Value is date or N/A if date is not available.	Char.	8
117	124	Modified as of April 26, 2026	Loan Period End Date	Date the enrollment period ends for this loan. Format is CCYYMMDD. Value is date or N/A if date is not available.	Char.	8
125	127	Modified as of April 26, 2026	Current GA Code	Current Guaranty Agency code or N/A if not applicable.	Char.	3

Pos. From	Pos. To	Added/ Modified	Attribute	Description	Field Format	Field Length
128	129	Modified as of April 26, 2026	Academic Level	<p>Student's academic level at the school when the loan was disbursed.</p> <p>Values are:</p> <ul style="list-style-type: none"> - 1 = First Year (Freshman) - 2 = Second Year (Sophomore) - 3 = Third Year (Junior) - 4 = Fourth Year (Senior) - 5 = Fifth Year/ Other Undergraduate - A = First Year Graduate/Professional - B = Second Year Graduate/Professional - C = Third Year Graduate/Professional - D = Beyond Third Year Graduate/Professional - G = Graduate/ Professional, Year of Student Unknown - N = Not Available - 8 = Graduate Student was never Professional - 9 = Graduate Student was Professional - 10 = Professional Student was never Graduate - 11 = Professional Student was a Graduate - 12 = Graduate Concurrent Enrollment - 13 = Professional Concurrent Enrollment 	Char.	2

Pos. From	Pos. To	Added/ Modified	Attribute	Description	Field Format	Field Length
130	132	Modified as of April 26, 2026	Contact Type	Contact Type code. Values are: EDR = ED Region LEN = Lender SCH = School GA = Guaranty Agency DLS = Direct Loan Servicer LNS = Lender Servicer DDP = Disability Data Provider RDS = U.S. Department of Education N/A = Not Applicable	Char.	3
133	147	Modified as of April 26, 2026	Net Loan Amount	Amount of loan/guaranty minus total amount of cancellations and refunds. Fixed precision numeric value with 2 decimal places. Implied Decimal point, right aligned e.g. (000000123456789 represents 1234567.89	Num.	15
148	155	Modified as of April 26, 2026	Contact	Code indicating the agency to be contacted for this loan. Value is N/A if contact is not available.	Char.	8
156	163	Modified as of April 26, 2026	School Code	An 8-digit OPEID code used to identify the school attended by the student when the loan was originated. Last 2 digits equal 00 if no branch code.	Char.	8

Pos. From	Pos. To	Added/ Modified	Attribute	Description	Field Format	Field Length
164	164	Modified as of April 26, 2026	Additional Unsubsidized Loan Flag	Additional Unsubsidized Loan flag. Values are: P = PLUS Denial H = Health Loan Program B = Both N= Neither	Char.	1
165	165	Modified as of April 26, 2026	Capitalized Interest Flag	Capitalized Interest flag. Value = Y or N.	Char.	1
166	173	Modified as of April 26, 2026	Last Disbursement Date	Date latest loan disbursement was made. Format CCYYMMDD. Value = date or N/A.	Char.	8
174	188	Modified as of April 26, 2026	Total Disbursement Amount	Cumulative amount disbursed. Value = amount or N/A. Fixed precision numeric value with 2 decimal places. Implied Decimal point, right aligned e.g. (000000123456789 represents 1234567.89	Char.	15
189	194	Modified as of April 26, 2026	Lender Code	Current Lender code or N/A if not applicable.	Char.	6
195	200	Modified as of April 26, 2026	Lender Servicer Code	Current Lender Servicer code or N/A if not applicable.	Char.	6
201	201	Modified as of April 26, 2026	Loan Change Flag	Indicates change to this loan record. Blank for FAH records. Value = Y or N.	Char.	1

Pos. From	Pos. To	Added/ Modified	Attribute	Description	Field Format	Field Length
202	216	Modified as of April 26, 2026	Calculated Subsidized Aggregate OPB	Calculated Subsidized Aggregate OPB amount for the loan. Value = amount or 000000. Fixed precision numeric value with 2 decimal places. Implied Decimal point, right aligned e.g. (000000123456789 represents 1234567.89	Char.	15
217	231	Modified as of April 26, 2026	Calculated Unsubsidized Aggregate OPB	Calculated Unsubsidized Aggregate OPB amount for the loan. Value = amount or 000000. Fixed precision numeric value with 2 decimal places. Implied Decimal point, right aligned e.g. (000000123456789 represents 1234567.89	Char.	15
232	246	Modified as of April 26, 2026	Calculated Combined Aggregate OPB	Calculated Combined Aggregate OPB amount for the loan. Value = amount or 000000. Fixed precision numeric value with 2 decimal places. Implied Decimal point, right aligned e.g. (000000123456789 represents 1234567.89	Char.	15

Pos. From	Pos. To	Added/ Modified	Attribute	Description	Field Format	Field Length
247	261	Modified as of April 26, 2026	Consolidation Unallocated Aggregate OPB	Loan amount that could not be determined to be subsidized, unsubsidized or Perkins. Value = amount or 000000. Fixed precision numeric value with 2 decimal places. Implied Decimal point, right aligned e.g. (000000123456789 represents 1234567.89	Char.	15
262	276	Modified as of April 26, 2026	Last Disbursement Amount	Amount of last disbursement Value = amount or N/A Fixed precision numeric value with 2 decimal places. Implied Decimal point, right aligned e.g. (000000123456789 represents 1234567.89	Char.	15

Pos. From	Pos. To	Added/ Modified	Attribute	Description	Field Format	Field Length
277	279	Modified as of April 26, 2026	Perkins Cancellation Type Code	Loan cancellation reasons. Values are: DT = Defense Teacher FF = Firefighter LB = Librarian PB = Perkins Bankruptcy PD = Perkins Death PE = Perkins Early Intervention PI = Perkins Disability PL = Perkins Law Enforcement PM = Perkins Military Service PN = Perkins Nurse/Medical Technician PS = Perkins Subject Matter Area PT = Perkins Teacher Service PV = Perkins Volunteer Service SP = Speech Language Pathologist TB = Tribal College or University N/A = Not Applicable	Char.	3
280	294	Modified as of April 26, 2026	Loan Amount	Guaranteed/approved loan amount. Value is amount or N/A. Fixed precision numeric value with 2 decimal places. Implied Decimal point, right aligned e.g. (000000123456789 represents 1234567.89	Char.	15
295	302	Modified as of April 26, 2026	Loan Date	Date of loan guarantee/approval. Format CCYMMDD. Value = date or N/A.	Char.	8

Pos. From	Pos. To	Added/ Modified	Attribute	Description	Field Format	Field Length
303	323	Modified as of April 26, 2026	Data Provider Loan ID/Award ID	For FFEL and Perkins loans, Data Provider Loan ID used by data provider (Guaranty Agency or Debt Management Collection Service for FFEL or Perkins held loans) for internal loan identification. For Direct Loans and FFEL loans purchased by ED, Award ID used by Federal Loan Servicers (including the Direct Loan Servicing System) data providers for loan identification. For TEACH loans, Award ID originated by COD for the TEACH grant, which is retained when converted to a TEACH loan.	Char.	21
324	324	Modified as of April 26, 2026	Confirmed Loan Subsidy Status	Indicates the current status of a SULA eligible loan's subsidy as reported by the servicer. L = Lost Subsidy R = Reinstated Subsidy N = Not Applicable	Char.	1
325	332	Modified as of April 26, 2026	Subsidy Status Date	Date the subsidy status went into effect as reported to NSLDS. Format is CCYYMMDD. Value is date or N/A if date is not available.	Char.	8
333	340	Modified as of April 26, 2026	Academic Year Begin Date	The date when the student's academic year begins (or has begun) for the period covered by the loan. Format is CCYYMMDD. Value is date or N/A if date is not available.	Char.	8

Pos. From	Pos. To	Added/ Modified	Attribute	Description	Field Format	Field Length
341	348	Modified as of April 26, 2026	Academic Year End Date	The date when the student's academic year ended (or will end) for the period covered by the loan. Format is CCYYMMDD. Value is date or N/A if date is not available.	Char.	8
349	349	Modified as of April 26, 2026	Reaffirmation flag	Indicates if the loan has an active reaffirmation.	Char.	1
350	355	Modified as of April 26, 2026	Statutory Interest Rate	For an FFEL Program Loan, this is the interest rate at the time the guaranty is made. For Perkins and Direct Loans, this is the interest rate when the loan is disbursed. Format 999V999 ('V' is implied decimal and will not be included on the output, for example 005250 represents 5.25%.	Char.	6
356	361	Modified as of April 26, 2026	Actual Interest Rate	For an FFEL Program Loan, this is the interest rate at the time the guaranty is made. For Perkins Loans, this is the interest rate when the loan is disbursed. For Direct Loans, this is the current/reported interest rate attributed to the loan Format 999V999 ('V' is implied decimal and will not be included on the output, for example 005250 represents 5.25%.	Char.	6
362	1109	Modified as of April 26, 2026	Filler	Spaces	Char.	748

8.7 TSM/FAH Trailer Batch Record Layout

The last record in the file will be a Trailer record, which will be populated as described in the following table. Fields for which no definition is provided were determined to be self-explanatory.

TSM Alert/FAH Trailer Record Layout

Length = 1109

Pos. From	Pos. To	Added/ Modified	Attribute	Description	Field Format	Field Length
1	1		Record Type Indicator	Indicator used to identify the Trailer record. Value = 9.	Char.	1
2	47		Trailer Title	Title used to identify the Trailer record. Value = TSM ALERT TRAILER or FAH TRAILER.	Char.	46
48	56		Record Count	Total count of Detail records on this file (excluding Header and Trailer).	Num.	9
57	1109	Modified as of April 26, 2026	Filler	Spaces.	Char.	1053

9.0 Transfer Student Monitoring Alert and Financial Aid History Batch Report Layout

The following figures display the batch results in report format. Schools may need to adjust their print settings to print the report.

NSLDS TSM & FAH Batch File Layouts

PRIVACY ACT OF 1974 (AS AMENDED)										DATE: MM-DD-CCYY						
U.S. DEPARTMENT OF EDUCATION										TIME: HH:MM:SS						
NATIONAL STUDENT LOAN DATA SYSTEM (NSLDS)																
Transfer Student Monitoring/Financial Aid History Report																
Report ID: PSE001					Requesting Sch/Br Code: XXXXXXXX					Sort Sequence: School/Branch Code, SSN						
Page No. : ZZ,ZZ9					Name: XXX					Inform Submittal Date: MM-DD-CCYY						
					City: XXXXXXXXXXXXXXXXXXXXXXX					State: XX						
LAST: XXXXXXXXXXXXXXXXXXXXXXXXXXXXXXX			FIRST: XXXXXXXXXXXXX			DOB: MM-DD-CCYY		SSN: XXXXXXXXX								
----- Name History -----										Enrollment Begin Date: MM-DD-YYYY						
LAST			FIRST			M										
-----			-----			-										
XXXXXXXXXXXXXXXXXXXXXXXXXXXXXXXXXXXX			XXXXXXXXXXXXX			X										
XXXXXXXXXXXXXXXXXXXXXXXXXXXXXXXXXXXX			XXXXXXXXXXXXX			X										
XXXXXXXXXXXXXXXXXXXXXXXXXXXXXXXXXXXX			XXXXXXXXXXXXX			X										
Overpayment: Award Yr: Contact: Fraud: X Discharged: X Defaulted Loans: X Loan Sat. Repayment: X Active Bankruptcy: X																
Pell: X XXXX XXXXXXXX																
FSEOG: X XXXX XXXXXXXX Aggregate Change: X Loan Change: X Pell Change: X ACG Change: X SMART Change: X IASG Change: X																
Perkins: X XXXX XXXXXXXX DL Stafford MPN: X DL Plus MPN: X DL Grad/Prof PLUS MPN: X																
ACG: X XXXX XXXXXXXX Undergrad Sub. Limit: X Undergrad Comb. Limit: X Pre-OBBA Grad/Prof Sub. Limit: X																
SMART: X XXXX XXXXXXXX TEACH Grt Change: X TEACH Grt Aggr. Change: X TEACH Grant to Loan Flag: X																
TEACH: X XXXX XXXXXXXX TEACH Loan Aggregate Change: X SULA Flag: X Sub. Usage Period: 999.999																
Iraq/Afgh: X XXXX XXXXXXXX Unusual Enrollment History Ind: X Loan Limit Exception: X Disbursement Date: X																
Pre-OBBA Grad/Prof Comb. Limit: X Grad Loan Limit: X Prof Loan Limit: X																
Enrolled in Workforce Prog Ind: X Aggr Student Recip Parent PLUS Limit Ind: X																
Lifetime Max Loan Limit Ind: X Grad Dependency Ind: X Prof Dependency Ind: X																
Loan Limit Exception Change: X																
Aggregate Amount for FFELP/Direct Loans										Aggregate Balance:						
Grouped by Academic Levels:										Pending Disbursements:						
										Total:						
Undergraduate										Award Year: CCYY Dep Ind: X						
Subsidized Loans:			\$Z,ZZZ,ZZZ,ZZZ,ZZZ.Z9			\$Z,ZZZ,ZZZ,ZZZ,ZZZ.Z9		\$Z,ZZZ,ZZZ,ZZZ,ZZZ.Z9								
Unsubsidized Loans:			\$Z,ZZZ,ZZZ,ZZZ,ZZZ.Z9			\$Z,ZZZ,ZZZ,ZZZ,ZZZ.Z9		\$Z,ZZZ,ZZZ,ZZZ,ZZZ.Z9								
Combined Loans:			\$Z,ZZZ,ZZZ,ZZZ,ZZZ.Z9			\$Z,ZZZ,ZZZ,ZZZ,ZZZ.Z9		\$Z,ZZZ,ZZZ,ZZZ,ZZZ.Z9								
Consolidation Loans, Unallocated:			\$Z,ZZZ,ZZZ,ZZZ,ZZZ.Z9			\$Z,ZZZ,ZZZ,ZZZ,ZZZ.Z9		\$Z,ZZZ,ZZZ,ZZZ,ZZZ.Z9								
Pre-OBBA Graduate/Professional										Award Year: CCYY Dep Ind: X						
Subsidized Loans:			\$Z,ZZZ,ZZZ,ZZZ,ZZZ.Z9			\$Z,ZZZ,ZZZ,ZZZ,ZZZ.Z9		\$Z,ZZZ,ZZZ,ZZZ,ZZZ.Z9								
Unsubsidized Loans:			\$Z,ZZZ,ZZZ,ZZZ,ZZZ.Z9			\$Z,ZZZ,ZZZ,ZZZ,ZZZ.Z9		\$Z,ZZZ,ZZZ,ZZZ,ZZZ.Z9								
Combined Loans:			\$Z,ZZZ,ZZZ,ZZZ,ZZZ.Z9			\$Z,ZZZ,ZZZ,ZZZ,ZZZ.Z9		\$Z,ZZZ,ZZZ,ZZZ,ZZZ.Z9								
Consolidation Loans, Unallocated:			\$Z,ZZZ,ZZZ,ZZZ,ZZZ.Z9			\$Z,ZZZ,ZZZ,ZZZ,ZZZ.Z9		\$Z,ZZZ,ZZZ,ZZZ,ZZZ.Z9								
Graduate										Award Year: CCYY						
Combined Loans:			\$Z,ZZZ,ZZZ,ZZZ,ZZZ.Z9			\$Z,ZZZ,ZZZ,ZZZ,ZZZ.Z9		\$Z,ZZZ,ZZZ,ZZZ,ZZZ.Z9								
Consolidation Loans, Unallocated:			\$Z,ZZZ,ZZZ,ZZZ,ZZZ.Z9			\$Z,ZZZ,ZZZ,ZZZ,ZZZ.Z9		\$Z,ZZZ,ZZZ,ZZZ,ZZZ.Z9								
Professional										Award Year: CCYY						
Combined Loans:			\$Z,ZZZ,ZZZ,ZZZ,ZZZ.Z9			\$Z,ZZZ,ZZZ,ZZZ,ZZZ.Z9		\$Z,ZZZ,ZZZ,ZZZ,ZZZ.Z9								
Consolidation Loans, Unallocated:			\$Z,ZZZ,ZZZ,ZZZ,ZZZ.Z9			\$Z,ZZZ,ZZZ,ZZZ,ZZZ.Z9		\$Z,ZZZ,ZZZ,ZZZ,ZZZ.Z9								
Totals																
Subsidized Loans:			\$Z,ZZZ,ZZZ,ZZZ,ZZZ.Z9					\$Z,ZZZ,ZZZ,ZZZ,ZZZ.Z9								
Unsubsidized Loans:			\$Z,ZZZ,ZZZ,ZZZ,ZZZ.Z9					\$Z,ZZZ,ZZZ,ZZZ,ZZZ.Z9								
Combined Loans:			\$Z,ZZZ,ZZZ,ZZZ,ZZZ.Z9					\$Z,ZZZ,ZZZ,ZZZ,ZZZ.Z9								
Consolidation Loans, Unallocated:			\$Z,ZZZ,ZZZ,ZZZ,ZZZ.Z9					\$Z,ZZZ,ZZZ,ZZZ,ZZZ.Z9								
Other																
Graduate PLUS Loans:			\$Z,ZZZ,ZZZ,ZZZ,ZZZ.Z9					\$Z,ZZZ,ZZZ,ZZZ,ZZZ.Z9								
Direct Unsubsidized Loans (TEACH):			\$Z,ZZZ,ZZZ,ZZZ,ZZZ.Z9					\$Z,ZZZ,ZZZ,ZZZ,ZZZ.Z9								
Perkins Loans:																
Outstanding Principal Bal:			\$Z,ZZZ,ZZZ,ZZZ,ZZZ.Z9			Current Year Loan Amount:		\$Z,ZZZ,ZZZ,ZZZ,ZZZ.Z9								
Aggregate Total for Parent PLUS Loans:																
Total Parent PLUS Disbursements:			\$Z,ZZZ,ZZZ,ZZZ,ZZZ.Z9													
Lifetime Maximum Aggregate Loan Total:																
Total Loan Disbursements:			\$Z,ZZZ,ZZZ,ZZZ,ZZZ.Z9													
Grants																
Pell Lifetime Eligibility Used %: ZZZ9.999					LEU Limit Ind: X											
IASG Lifetime Eligibility Used %: ZZZ9.999					LEU Limit Ind: X											
Aggregate Amounts for										Total Disbursed:						
TEACH Grant:										% Eligibility Used:						
Undergraduate/Post Baccalaureate:										ZZZ,ZZZ						
Graduate:										ZZZ,ZZZ						
Elig. Amount Remaining:										\$ZZZ,ZZZ						
										\$ZZZ,ZZZ						
										\$ZZZ,ZZZ						
ACG Data																
Year	Awr	Att	Tr	Sched	Award	Disb	Latest	% Elig	Total %	Posted by	Award ID	Acad	Sch	HS	Pgm	
	Year	Sch	Code	#	Amt \$	Amt \$	Disb	Used	Elig	Used	COD	Lvl	Rsn			
	XXXX	XXXXXXXX	XX	ZZZ,ZZZ	ZZZ,ZZZ	ZZZ,ZZZ	MM-DD-CCYY	ZZ9.9999	ZZ9.9999	MM-DD-CCYY	XXXXXXXXXXXXXXXXXXXX	XX	XX	XXXXXX		
#	XXXX	XXXXXXXX	XX	ZZZ,ZZZ	ZZZ,ZZZ	ZZZ,ZZZ	MM-DD-CCYY	ZZ9.9999	ZZ9.9999	MM-DD-CCYY	XXXXXXXXXXXXXXXXXXXX	XX	XX	XXXXXX		
Pell Data																
Year	Awr	Att	Tr	Seq	Sched	Award	Disb	Latest	% Elig	Posted by	EFC	SAI	Ver	AEI	CFH	Workforce
	Year	Sch	Code	#	Num	Amt \$	Amt \$	Disb	Used	Elig	Used	COD	Flg	Lvl	Rsn	Pgm Ind
	XXXX	XXXXXXXX	XX	999	ZZZ,ZZZ	ZZZ,ZZZ	ZZZ,ZZZ	MM-DD-CCYY	ZZ9.9999	MM-DD-CCYY	999999	999999	XXX	X	X	X
#	XXXX	XXXXXXXX	XX	999	ZZZ,ZZZ	ZZZ,ZZZ	ZZZ,ZZZ	MM-DD-CCYY	ZZ9.9999	MM-DD-CCYY	999999	999999	XXX	X	X	X
	XXXX	XXXXXXXX	XX	999	ZZZ,ZZZ	ZZZ,ZZZ	ZZZ,ZZZ	MM-DD-CCYY	ZZ9.9999	MM-DD-CCYY	999999	999999	XXX	X	X	X

NSLDS TSM & FAH Batch File Layouts

SMART Data	Yr	Sch Code	Tr #	Sched Amt \$	Award Amt \$	Disb Amt \$	Latest Disb	% Elig Used	Total % Elig Used	Posted by COD	Award ID	Acad Lvl	Major	
	XXXX	XXXXXXXXXX	XX	ZZZ,ZZZ	ZZZ,ZZZ	ZZZ,ZZZ	MM-DD-CCYY	ZZ9.9999	ZZ9.9999	MM-DD-CCYY	XXXXXXXXXXXXXXXXXXXXXXXXXX	XX	XXXXXXXXXX	
#	XXXX	XXXXXXXXXX	XX	ZZZ,ZZZ	ZZZ,ZZZ	ZZZ,ZZZ	MM-DD-CCYY	ZZ9.9999	ZZ9.9999	MM-DD-CCYY	XXXXXXXXXXXXXXXXXXXXXXXXXX	XX	XXXXXXXXXX	
TEACH Data	Yr	Sch Code	Tr #	Sched Amt \$	Award Amt \$	Disb Amt \$	Latest Disb	Posted by COD	Award ID	Acad Lvl	Convert to Loan	Conversion Date		
	XXXX	XXXXXXXXXX	XX	ZZZ,ZZZ	ZZZ,ZZZ	ZZZ,ZZZ	MM-DD-CCYY	MM-DD-CCYY	XXXXXXXXXXXXXXXXXXXXXXXXXX	XX	X	MM-DD-CCYY		
#	XXXX	XXXXXXXXXX	XX	ZZZ,ZZZ	ZZZ,ZZZ	ZZZ,ZZZ	MM-DD-CCYY	MM-DD-CCYY	XXXXXXXXXXXXXXXXXXXXXXXXXX	XX	X	MM-DD-CCYY		
IASG Data	Yr	Sch Code	Tr #	Seq Num	Sched Amt \$	Award Amt \$	Disb Amt \$	Latest Disb	% Elig Used	Posted by COD	EFC	SAI	Ver Flg	AEI
	XXXX	XXXXXXXXXX	XX	999	ZZZ,ZZZ	ZZZ,ZZZ	ZZZ,ZZZ	MM-DD-CCYY	ZZ9.9999	MM-DD-CCYY	999999	999999	XXX	X
#	XXXX	XXXXXXXXXX	XX	999	ZZZ,ZZZ	ZZZ,ZZZ	ZZZ,ZZZ	MM-DD-CCYY	ZZ9.9999	MM-DD-CCYY	999999	999999	XXX	X

Figure 9-1, TSM Alert Report, Page 1

NSLDS TSM & FAH Batch File Layouts

Report ID: PSE001 CCYY	PRIVACY ACT OF 1974 (AS AMENDED) U.S. DEPARTMENT OF EDUCATION	DATE: MM-DD-CCYY
Page No. : ZZ,ZZ9	NATIONAL STUDENT LOAN DATA SYSTEM (NSLDS)	TIME:
HH:MM:SS	Transfer Student Monitoring/Financial Aid History Report	

Report Parameters: Requesting Sch/Br Code: XXXXXXXX Sort Sequence: School/Location Code, SSN
 Name: XX Inform Submittal Date: MM-DD-CCYY
 City: XXXXXXXXXXXXXXXXXXXXXXX State: XX

LAST: XXXXXXXXXXXXXXXXXXXXXXXXXXXXXXXXXXXXXXX FIRST: XXXXXXXXXXXXXXX DOB: MM-DD-CCYY SSN: XXX-XX-XXXX

Loan Detail:	Net Loan Amount	Loan Begin Date	Loan End Date	GA Code	School Code	Academic Level	Contact	Contact Type
# XXXXXXXXXXXXXXXXXXXXXXXXXXXXXXX	\$Z,ZZZ,ZZZ,ZZZ,ZZZ.Z9	MM-DD-CCYY	MM-DD-CCYY	XXX	XXXXXXXX	XX	XXXXXXXX	XXX
Loan Amt: \$Z,ZZZ,ZZZ,ZZZ,ZZZ.Z9 Loan Dt: MM-DD-CCYY Reaffirmation Flag: X Status Code XX as of MM-DD-CCYY Perkins Cancel Code XXX Statutory Int Rt %: Z9.999 Actual Int Rt %: Z9.999 Outstanding Bal. \$Z,ZZZ,ZZZ,ZZZ,ZZZ.Z9 as of MM-DD-CCYY Addl Unsub: X Cap Int: X Confirmed Loan Subsidy Status: X Subsidy Status Date: MM-DD-CCYY Acad Yr Begin Dt: MM-DD-CCYY Acad Yr End Dt: MM-DD-CCYY Last Disb Date: MM-DD-CCYY Last Disb Amt: \$Z,ZZZ,ZZZ,ZZZ,ZZZ.Z9 Total Disb. Amt: \$Z,ZZZ,ZZZ,ZZZ,ZZZ.Z9 Lender: XXXXXX Lender Servicer: XXXXXX Data Provider Loan ID/Award ID: XXXXXXXXXXXXXXXXXXXXXXX Calculated Subsidized Agg. OPB: \$Z,ZZZ,ZZZ,ZZZ,ZZZ.Z9 Calculated Unsubsidized Agg. OPB: \$Z,ZZZ,ZZZ,ZZZ,ZZZ.Z9 Calculated Combined Agg. OPB: \$Z,ZZZ,ZZZ,ZZZ,ZZZ.Z9 Consolidation, Unallocated Agg. OPB: \$Z,ZZZ,ZZZ,ZZZ,ZZZ.Z9								
XXXXXXXXXXXXXXXXXXXXXXXXXXXXXXX \$Z,ZZZ,ZZZ,ZZZ,ZZZ.Z9 MM-DD-CCYY MM-DD-CCYY XXX XXXXXXXX XX XXXXXXXX XXX Loan Amt: \$Z,ZZZ,ZZZ,ZZZ,ZZZ.Z9 Loan Dt: MM-DD-CCYY Reaffirmation Flag: X Status Code XX as of MM-DD-CCYY Perkins Cancel Code XXX Statutory Int Rt %: Z9.999 Actual Int Rt %: Z9.999 Outstanding Bal. \$Z,ZZZ,ZZZ,ZZZ,ZZZ.Z9 as of MM-DD-CCYY Addl Unsub: X Cap Int: X Confirmed Loan Subsidy Status: X Subsidy Status Date: MM-DD-CCYY X Last Disb Date: MM-DD-CCYY Last Disb Amt: \$Z,ZZZ,ZZZ,ZZZ,ZZZ.Z9 Total Disb. Amt: \$Z,ZZZ,ZZZ,ZZZ,ZZZ.Z9 Lender: XXXXXX Lender Servicer: XXXXXX Data Provider Loan ID/Award ID: XXXXXXXXXXXXXXXXXXXXXXX Calculated Subsidized Agg. OPB: \$Z,ZZZ,ZZZ,ZZZ,ZZZ.Z9 Calculated Unsubsidized Agg. OPB: \$Z,ZZZ,ZZZ,ZZZ,ZZZ.Z9 Calculated Combined Agg. OPB: \$Z,ZZZ,ZZZ,ZZZ,ZZZ.Z9 Consolidation, Unallocated Agg. OPB: \$Z,ZZZ,ZZZ,ZZZ,ZZZ.Z9								
XXXXXXXXXXXXXXXXXXXXXXXXXXXXXXX \$Z,ZZZ,ZZZ,ZZZ,ZZZ.Z9 MM-DD-CCYY MM-DD-CCYY XXX XXXXXXXX XX XXXXXXXX XXX Loan Amt: \$Z,ZZZ,ZZZ,ZZZ,ZZZ.Z9 Loan Dt: MM-DD-CCYY Reaffirmation Flag: X Status Code XX as of MM-DD-CCYY Perkins Cancel Code XXX Statutory Int Rt %: Z9.999 Actual Int Rt %: Z9.999 Outstanding Bal. \$Z,ZZZ,ZZZ,ZZZ,ZZZ.Z9 as of MM-DD-CCYY Addl Unsub: X Cap Int: X Confirmed Loan Subsidy Status: X Subsidy Status Date: MM-DD-CCYY Last Disb Date: MM-DD-CCYY Last Disb Amt: \$Z,ZZZ,ZZZ,ZZZ,ZZZ.Z9 Total Disb. Amt: \$Z,ZZZ,ZZZ,ZZZ,ZZZ.Z9 Lender: XXXXXX Lender Servicer: XXXXXX Data Provider Loan ID/Award ID: XXXXXXXXXXXXXXXXXXXXXXX Calculated Subsidized Agg. OPB: \$Z,ZZZ,ZZZ,ZZZ,ZZZ.Z9 Calculated Unsubsidized Agg. OPB: \$Z,ZZZ,ZZZ,ZZZ,ZZZ.Z9 Calculated Combined Agg. OPB: \$Z,ZZZ,ZZZ,ZZZ,ZZZ.Z9 Consolidation, Unallocated Agg. OPB: \$Z,ZZZ,ZZZ,ZZZ,ZZZ.Z9								
# XXXXXXXXXXXXXXXXXXXXXXXXXXXXXXX \$Z,ZZZ,ZZZ,ZZZ,ZZZ.Z9 MM-DD-CCYY MM-DD-CCYY XXX XXXXXXXX XX XXXXXXXX XXX Loan Amt: \$Z,ZZZ,ZZZ,ZZZ,ZZZ.Z9 Loan Dt: MM-DD-CCYY Reaffirmation Flag: X Status Code XX as of MM-DD-CCYY Perkins Cancel Code XXX Statutory Int Rt %: Z9.999 Actual Int Rt %: Z9.999 Outstanding Bal. \$Z,ZZZ,ZZZ,ZZZ,ZZZ.Z9 as of MM-DD-CCYY Addl Unsub: X Cap Int: X Confirmed Loan Subsidy Status: X Subsidy Status Date: MM-DD-CCYY Last Disb Date: MM-DD-CCYY Last Disb Amt: \$Z,ZZZ,ZZZ,ZZZ,ZZZ.Z9 Total Disb. Amt: \$Z,ZZZ,ZZZ,ZZZ,ZZZ.Z9 Lender: XXXXXX Lender Servicer: XXXXXX Data Provider Loan ID/Award ID: XXXXXXXXXXXXXXXXXXXXXXX Calculated Subsidized Agg. OPB: \$Z,ZZZ,ZZZ,ZZZ,ZZZ.Z9 Calculated Unsubsidized Agg. OPB: \$Z,ZZZ,ZZZ,ZZZ,ZZZ.Z9 Calculated Combined Agg. OPB: \$Z,ZZZ,ZZZ,ZZZ,ZZZ.Z9 Consolidation, Unallocated Agg. OPB: \$Z,ZZZ,ZZZ,ZZZ,ZZZ.Z9								
XXXXXXXXXXXXXXXXXXXXXXXXXXXXXXX \$Z,ZZZ,ZZZ,ZZZ,ZZZ.Z9 MM-DD-CCYY MM-DD-CCYY XXX XXXXXXXX XX XXXXXXXX XXX Loan Amt: \$Z,ZZZ,ZZZ,ZZZ,ZZZ.Z9 Loan Dt: MM-DD-CCYY Reaffirmation Flag: X Status Code XX as of MM-DD-CCYY Perkins Cancel Code XXX Statutory Int Rt %: Z9.999 Actual Int Rt %: Z9.999 Outstanding Bal. \$Z,ZZZ,ZZZ,ZZZ,ZZZ.Z9 as of MM-DD-CCYY Addl Unsub: X Cap Int: X Confirmed Loan Subsidy Status: X Subsidy Status Date: MM-DD-CCYY Last Disb Date: MM-DD-CCYY Last Disb Amt: \$Z,ZZZ,ZZZ,ZZZ,ZZZ.Z9 Total Disb. Amt: \$Z,ZZZ,ZZZ,ZZZ,ZZZ.Z9 Lender: XXXXXX Lender Servicer: XXXXXX Data Provider Loan ID/Award ID: XXXXXXXXXXXXXXXXXXXXXXX Calculated Subsidized Agg. OPB: \$Z,ZZZ,ZZZ,ZZZ,ZZZ.Z9 Calculated Unsubsidized Agg. OPB: \$Z,ZZZ,ZZZ,ZZZ,ZZZ.Z9 Calculated Combined Agg. OPB: \$Z,ZZZ,ZZZ,ZZZ,ZZZ.Z9 Consolidation, Unallocated Agg. OPB: \$Z,ZZZ,ZZZ,ZZZ,ZZZ.Z9								

PRIVACY ACT OF 1974 (AS AMENDED)

Figure 9-2, TSM Alert Report, Page 2

Report ID: PSE001 Page No. : ZZ,ZZ9	PRIVACY ACT OF 1974 (AS AMENDED) U.S. DEPARTMENT OF EDUCATION	DATE: MM-DD-CCYY
	NATIONAL STUDENT LOAN DATA SYSTEM (NSLDS)	TIME: HH:MM:SS
	Transfer Student Monitoring/Financial Aid History Report	

NSLDS TSM & FAH Batch File Layouts

Report Parameters: Requesting Sch/Br Code: XXXXXXXX Sort Sequence: School/Branch Code, SSN
 Name: XX Inform Submittal Date: MM-DD-CCYY
 CCYY City: XXXXXXXXXXXXXXXXXXXX State: XX

LAST: XXXXXXXXXXXXXXXXXXXXXXXXXXXXXXXXXXXX FIRST: XXXXXXXXXXXX DOB: MM-DD-CCYY SSN: XXXXXXXX
 ----- Name History ----- Enrollment Begin Date: MM-DD-YYYY
 LAST FIRST M

 XXXXXXXXXXXXXXXXXXXXXXXXXXXXXXXXXXXX XXXXXXXXXXXX X
 XXXXXXXXXXXXXXXXXXXXXXXXXXXXXXXXXXXX XXXXXXXXXXXX X
 XXXXXXXXXXXXXXXXXXXXXXXXXXXXXXXXXXXX XXXXXXXXXXXX X

Overpayment: Award Yr: Contact: Fraud: X Discharged: X Defaulted Loans: X Loan Sat. Repayment: X Active
 Bankruptcy: X
 Pell: X XXXX XXXXXXXX
 FSEOG: X XXXX XXXXXXXX DL Stafford MPN: X DL Plus MPN: X DL Grad/Prof PLUS MPN: X
 Perkins: X XXXX XXXXXXXX Undergrad Sub. Limit: X Undergrad Comb. Limit: X Pre-OBBA Grad/Prof Sub. Limit: X
 ACG: X XXXX XXXXXXXX TEACH Grant to Loan Flag: X
 SMART: X XXXX XXXXXXXX SULA Flag: X Sub. Usage Period: 999.999
 TEACH: X XXXX XXXXXXXX Unusual Enrollment History Ind: X Loan Limit Exception: X Disbursement Date: X
 Iraq/Afgh: X XXXX XXXXXXXX Pre-OBBA Grad/Prof Comb. Limit: X Grad Loan Limit: X Prof Loan Limit: X
 Enrolled in Workforce Prog Ind: X Aggr Student Recip Parent PLUS Limit: X
 Lifetime Max Loan Limit: X Grad Dependency Ind: X Prof Dependency Ind: X
 Loan Limit Exception Change: X

Aggregate Amount for FFELP/Direct Loans Grouped by Academic Levels:	Aggregate Balance:	Pending Disbursements:	Total:
Award Year: CCYY Dep Ind: X			
Undergraduate			
Subsidized Loans:	\$Z,ZZZ,ZZZ,ZZZ,ZZZ.Z9	\$Z,ZZZ,ZZZ,ZZZ,ZZZ.Z9	\$Z,ZZZ,ZZZ,ZZZ,ZZZ.Z9
Unsubsidized Loans:	\$Z,ZZZ,ZZZ,ZZZ,ZZZ.Z9	\$Z,ZZZ,ZZZ,ZZZ,ZZZ.Z9	\$Z,ZZZ,ZZZ,ZZZ,ZZZ.Z9
Combined Loans:	\$Z,ZZZ,ZZZ,ZZZ,ZZZ.Z9	\$Z,ZZZ,ZZZ,ZZZ,ZZZ.Z9	\$Z,ZZZ,ZZZ,ZZZ,ZZZ.Z9
Consolidation Loans, Unallocated:	\$Z,ZZZ,ZZZ,ZZZ,ZZZ.Z9	\$Z,ZZZ,ZZZ,ZZZ,ZZZ.Z9	\$Z,ZZZ,ZZZ,ZZZ,ZZZ.Z9
Award Year: CCYY Dep Ind: X			
Pre-OBBA Graduate/Professional			
Subsidized Loans:	\$Z,ZZZ,ZZZ,ZZZ,ZZZ.Z9	\$Z,ZZZ,ZZZ,ZZZ,ZZZ.Z9	\$Z,ZZZ,ZZZ,ZZZ,ZZZ.Z9
Unsubsidized Loans:	\$Z,ZZZ,ZZZ,ZZZ,ZZZ.Z9	\$Z,ZZZ,ZZZ,ZZZ,ZZZ.Z9	\$Z,ZZZ,ZZZ,ZZZ,ZZZ.Z9
Combined Loans:	\$Z,ZZZ,ZZZ,ZZZ,ZZZ.Z9	\$Z,ZZZ,ZZZ,ZZZ,ZZZ.Z9	\$Z,ZZZ,ZZZ,ZZZ,ZZZ.Z9
Consolidation Loans, Unallocated:	\$Z,ZZZ,ZZZ,ZZZ,ZZZ.Z9	\$Z,ZZZ,ZZZ,ZZZ,ZZZ.Z9	\$Z,ZZZ,ZZZ,ZZZ,ZZZ.Z9
Award Year: CCYY			
Graduate			
Combined Loans:	\$Z,ZZZ,ZZZ,ZZZ,ZZZ.Z9	\$Z,ZZZ,ZZZ,ZZZ,ZZZ.Z9	\$Z,ZZZ,ZZZ,ZZZ,ZZZ.Z9
Consolidation Loans, Unallocated:	\$Z,ZZZ,ZZZ,ZZZ,ZZZ.Z9	\$Z,ZZZ,ZZZ,ZZZ,ZZZ.Z9	\$Z,ZZZ,ZZZ,ZZZ,ZZZ.Z9
Award Year: CCYY			
Professional			
Combined Loans:	\$Z,ZZZ,ZZZ,ZZZ,ZZZ.Z9	\$Z,ZZZ,ZZZ,ZZZ,ZZZ.Z9	\$Z,ZZZ,ZZZ,ZZZ,ZZZ.Z9
Consolidation Loans, Unallocated:	\$Z,ZZZ,ZZZ,ZZZ,ZZZ.Z9	\$Z,ZZZ,ZZZ,ZZZ,ZZZ.Z9	\$Z,ZZZ,ZZZ,ZZZ,ZZZ.Z9
Totals			
Subsidized Loans:	\$Z,ZZZ,ZZZ,ZZZ,ZZZ.Z9		\$Z,ZZZ,ZZZ,ZZZ,ZZZ.Z9
Unsubsidized Loans:	\$Z,ZZZ,ZZZ,ZZZ,ZZZ.Z9		\$Z,ZZZ,ZZZ,ZZZ,ZZZ.Z9
Combined Loans:	\$Z,ZZZ,ZZZ,ZZZ,ZZZ.Z9		\$Z,ZZZ,ZZZ,ZZZ,ZZZ.Z9
Consolidation Loans, Unallocated:	\$Z,ZZZ,ZZZ,ZZZ,ZZZ.Z9		\$Z,ZZZ,ZZZ,ZZZ,ZZZ.Z9
Other			
Graduate PLUS Loans:	\$Z,ZZZ,ZZZ,ZZZ,ZZZ.Z9		\$Z,ZZZ,ZZZ,ZZZ,ZZZ.Z9
Direct Unsubsidized Loans (TEACH):	\$Z,ZZZ,ZZZ,ZZZ,ZZZ.Z9		\$Z,ZZZ,ZZZ,ZZZ,ZZZ.Z9

Perkins Loans:
 Outstanding Principal Bal: \$Z,ZZZ,ZZZ,ZZZ,ZZZ.Z9 Current Year Loan Amount: \$Z,ZZZ,ZZZ,ZZZ,ZZZ.Z9

Aggregate Total for Parent PLUS Loans:
 Total Parent PLUS Disbursements: \$Z,ZZZ,ZZZ,ZZZ,ZZZ.Z9

Lifetime Maximum Aggregate Loan Total:
 Total Loan Disbursements: \$Z,ZZZ,ZZZ,ZZZ,ZZZ.Z9

Grants
 Pell Lifetime Eligibility Used %: ZZZ9.999 LEU Limit Ind: X
 IASG Lifetime Eligibility Used %: ZZZ9.999 LEU Limit Ind: X

Aggregate Amounts for TEACH Grant:	Total Disbursed:	% Eligibility Used:	Elig. Amount Remaining:
Undergraduate/Post Baccalaureate:	\$ZZZ,ZZZ	ZZ9.9999	\$ZZZ,ZZZ
Graduate:	\$ZZZ,ZZZ	ZZ9.9999	\$ZZZ,ZZZ

ACG HS Pgm	Awrdr	Attend	Tr	Sched	Award	Disb	Latest	% Elig	Total %	Posted by	Award ID	Acad	Sch
Data	Year	Sch Code	#	Amt \$	Amt \$	Amt \$	Disb	Used	Elig	Usd	COD	Lvl	Rsn
XXXX	XXXX	XXXXXXXX	XX	ZZZ,ZZZ	ZZZ,ZZZ	ZZZ,ZZZ	MM-DD-CCYY	ZZ9.9999	ZZ9.9999	MM-DD-CCYY	XXXXXXXXXXXXXXXXXXXX	XX	XX
XXXXXX													

Calculated Unsubsidized Agg. OPB: \$Z,ZZZ,ZZZ,ZZZ,ZZZ.Z9 Calculated Combined Agg. OPB: \$Z,ZZZ,ZZZ,ZZZ,ZZZ.Z9 Consolidation, Unallocated Agg. OPB: \$Z,ZZZ,ZZZ,ZZZ,ZZZ.Z9									
XXXXXXXXXXXXXXXXXXXXXXXXXXXX	\$Z,ZZZ,ZZZ,ZZZ,ZZZ.Z9	MM-DD-CCYY	MM-DD-CCYY	XXX	XXXXXXXX	XX	XXXXXXXX	XXX	
Loan Amt: \$Z,ZZZ,ZZZ,ZZZ,ZZZ.Z9 Loan Dt: MM-DD-CCYY Reaffirmation Flag: X Status Code XX as of MM-DD-CCYY Perkins Cancel Code XXX Statutory Int Rt %: Z9.999 Actual Int Rt %: Z9.999 Outstanding Bal. \$Z,ZZZ,ZZZ,ZZZ,ZZZ.Z9 as of MM-DD-CCYY Addl Unsub: X Cap Int: X Confirmed Loan Subsidy Status: X Subsidy Status Date: MM-DD-CCYY X Last Disb Date: MM-DD-CCYY Last Disb Amt: \$Z,ZZZ,ZZZ,ZZZ,ZZZ.Z9 Total Disb. Amt: \$Z,ZZZ,ZZZ,ZZZ,ZZZ.Z9 Lender: XXXXXX Lender Servicer: XXXXXX Data Provider Loan ID/Award ID: XXXXXXXXXXXXXXXXXXXXXXXX Calculated Subsidized Agg. OPB: \$Z,ZZZ,ZZZ,ZZZ,ZZZ.Z9 Calculated Unsubsidized Agg. OPB: \$Z,ZZZ,ZZZ,ZZZ,ZZZ.Z9 Calculated Combined Agg. OPB: \$Z,ZZZ,ZZZ,ZZZ,ZZZ.Z9 Consolidation, Unallocated Agg. OPB: \$Z,ZZZ,ZZZ,ZZZ,ZZZ.Z9									
XXXXXXXXXXXXXXXXXXXXXXXXXXXX	\$Z,ZZZ,ZZZ,ZZZ,ZZZ.Z9	MM-DD-CCYY	MM-DD-CCYY	XXX	XXXXXXXX	XX	XXXXXXXX	XXX	
Loan Amt: \$Z,ZZZ,ZZZ,ZZZ,ZZZ.Z9 Loan Dt: MM-DD-CCYY Reaffirmation Flag: X Status Code XX as of MM-DD-CCYY Perkins Cancel Code XXX Statutory Int Rt %: Z9.999 Actual Int Rt %: Z9.999 Outstanding Bal. \$Z,ZZZ,ZZZ,ZZZ,ZZZ.Z9 as of MM-DD-CCYY Addl Unsub: X Cap Int: X Confirmed Loan Subsidy Status: X Subsidy Status Date: MM-DD-CCYY Last Disb Date: MM-DD-CCYY Last Disb Amt: \$Z,ZZZ,ZZZ,ZZZ,ZZZ.Z9 Total Disb. Amt: \$Z,ZZZ,ZZZ,ZZZ,ZZZ.Z9 Lender: XXXXXX Lender Servicer: XXXXXX Data Provider Loan ID/Award ID: XXXXXXXXXXXXXXXXXXXXXXXX Calculated Subsidized Agg. OPB: \$Z,ZZZ,ZZZ,ZZZ,ZZZ.Z9 Calculated Unsubsidized Agg. OPB: \$Z,ZZZ,ZZZ,ZZZ,ZZZ.Z9 Calculated Combined Agg. OPB: \$Z,ZZZ,ZZZ,ZZZ,ZZZ.Z9 Consolidation, Unallocated Agg. OPB: \$Z,ZZZ,ZZZ,ZZZ,ZZZ.Z9									
XXXXXXXXXXXXXXXXXXXXXXXXXXXX	\$Z,ZZZ,ZZZ,ZZZ,ZZZ.Z9	MM-DD-CCYY	MM-DD-CCYY	XXX	XXXXXXXX	XX	XXXXXXXX	XXX	
Loan Amt: \$Z,ZZZ,ZZZ,ZZZ,ZZZ.Z9 Loan Dt: MM-DD-CCYY Reaffirmation Flag: X Status Code XX as of MM-DD-CCYY Perkins Cancel Code XXX Statutory Int Rt %: Z9.999 Actual Int Rt %: Z9.999 Outstanding Bal. \$Z,ZZZ,ZZZ,ZZZ,ZZZ.Z9 as of MM-DD-CCYY Addl Unsub: X Cap Int: X Confirmed Loan Subsidy Status: X Subsidy Status Date: MM-DD-CCYY Last Disb Date: MM-DD-CCYY Last Disb Amt: \$Z,ZZZ,ZZZ,ZZZ,ZZZ.Z9 Total Disb. Amt: \$Z,ZZZ,ZZZ,ZZZ,ZZZ.Z9 Lender: XXXXXX Lender Servicer: XXXXXX Data Provider Loan ID/Award ID: XXXXXXXXXXXXXXXXXXXXXXXX Calculated Subsidized Agg. OPB: \$Z,ZZZ,ZZZ,ZZZ,ZZZ.Z9 Calculated Unsubsidized Agg. OPB: \$Z,ZZZ,ZZZ,ZZZ,ZZZ.Z9 Calculated Combined Agg. OPB: \$Z,ZZZ,ZZZ,ZZZ,ZZZ.Z9 Consolidation, Unallocated Agg. OPB: \$Z,ZZZ,ZZZ,ZZZ,ZZZ.Z9									
XXXXXXXXXXXXXXXXXXXXXXXXXXXX	\$Z,ZZZ,ZZZ,ZZZ,ZZZ.Z9	MM-DD-CCYY	MM-DD-CCYY	XXX	XXXXXXXX	XX	XXXXXXXX	XXX	
Loan Amt: \$Z,ZZZ,ZZZ,ZZZ,ZZZ.Z9 Loan Dt: MM-DD-CCYY Reaffirmation Flag: X Status Code XX as of MM-DD-CCYY Perkins Cancel Code XXX Statutory Int Rt %: Z9.999 Actual Int Rt %: Z9.999 Outstanding Bal. \$Z,ZZZ,ZZZ,ZZZ,ZZZ.Z9 as of MM-DD-CCYY Addl Unsub: X Cap Int: X Confirmed Loan Subsidy Status: X Subsidy Status Date: MM-DD-CCYY Last Disb Date: MM-DD-CCYY Last Disb Amt: \$Z,ZZZ,ZZZ,ZZZ,ZZZ.Z9 Total Disb. Amt: \$Z,ZZZ,ZZZ,ZZZ,ZZZ.Z9 Lender: XXXXXX Lender Servicer: XXXXXX Data Provider Loan ID/Award ID: XXXXXXXXXXXXXXXXXXXXXXXX Calculated Subsidized Agg. OPB: \$Z,ZZZ,ZZZ,ZZZ,ZZZ.Z9 Calculated Unsubsidized Agg. OPB: \$Z,ZZZ,ZZZ,ZZZ,ZZZ.Z9 Calculated Combined Agg. OPB: \$Z,ZZZ,ZZZ,ZZZ,ZZZ.Z9 Consolidation, Unallocated Agg. OPB: \$Z,ZZZ,ZZZ,ZZZ,ZZZ.Z9									
XXXXXXXXXXXXXXXXXXXXXXXXXXXX	\$Z,ZZZ,ZZZ,ZZZ,ZZZ.Z9	MM-DD-CCYY	MM-DD-CCYY	XXX	XXXXXXXX	XX	XXXXXXXX	XXX	

PRIVACY ACT OF 1974 (AS AMENDED)

Figure 94, FAH Report, Page 2

Notes:

- a. The following fields are included in the TSM Alert Report, but excluded from the FAH Report: **Aggregate Change Flag, Loan Change Flag, Pell Change Flag, ACG Change Flag, SMART Change Flag, IASG Change Flag, TEACH Grant Change Flag, TEACH Grant Aggregate Change Flag, TEACH Loan Aggregate Change Flag**
- b. The **Student Recipient Parent PLUS Total** displays when the parent borrower has borrowed on behalf of the dependent student, including any amounts that

have been repaid, forgiven, or otherwise discharged. This field displays **only** when the student has PL, D4, or D7 loans borrowed on their behalf.

- c. The Pre-OBBBA Graduate/Professional PLUS Loans **Outstanding Principal Balance** and **Total** display **only** when the student/borrower has GB or D3 loans.
- d. Sections relating to TEACH data dynamically display when TEACH data exists.
- e. The section relating to aggregate amounts for Subsidized, Unsubsidized, Combined and unallocated portions of Consolidated Loans are separated out into corresponding Undergraduate, Pre-OBBBA Graduate/Professional, Graduate, and Professional categories (including the Award Year and Dependency Status used in the student's undergraduate, pre-OBBBA graduate/professional, graduate, and professional loan limits determination). The undergraduate, pre-OBBBA graduate/professional, graduate, and professional aggregate data displays dynamically if the information exists.
- f. The Academic Year Begin Date and Academic Year End Date display only when the dates are available.

A pound sign symbol (#) will print next to the element that generates a TSM Alert.