

2025–26 FAFSA® Preview Presentation

October 2024

Topics

- [Overview](#)
- [Dependent Student Invites Parent](#)
- [Parent Starts and Submits a FAFSA® Form Without Student Consent and Approval or Signature](#)
- [Independent Student Invites Student Spouse](#)
- [Independent Student Who Is Single and a Non-Tax Filer](#)
- [FAFSA Submission Summary](#)
- [Dependent Student and Direct Unsubsidized Loan](#)
- [Unaccompanied Homeless Youth](#)
- [Provisionally Independent Student](#)
- [Student Adds Schools to FAFSA® Form](#)
- [Student Submits a FAFSA® Correction to Homeless Determination](#)
- [Student Manages FAFSA® Contributors](#)
- [Parent Submits a Required FAFSA® Correction for Missing Consent and Approval](#)

Overview (1 of 4)

- The 2025–26 *Free Application for Federal Student Aid* (FAFSA®) Preview Presentation provides screenshots that financial aid professionals, mentors, and counselors can use as a guide for the 2025–26 online FAFSA form. The screenshots and information provided can be used to create and/or modify presentations for professional trainings and high school FAFSA completion nights.
- The screenshots are intended to show what the FAFSA form will look like and present a majority of the questions displayed on the FAFSA form.
- The 2025–26 version of the FAFSA form will become available by Dec. 1, 2024.

Dependent Student Invites Parent

Dependent Student FAFSA® Landing Page

This is the main FAFSA® landing page. On this page, students are directed to "Start New Form" or "Edit Existing Forms." For this section of the presentation, the student is beginning a new application.

The screenshot shows the Federal Student Aid (FAFSA) landing page. At the top, there is a navigation bar with links for "Help Center", "Submit a Complaint", and "English | Español". Below this, the "FederalStudentAid" logo is displayed, along with links for "FAFSA® Form", "Loans and Grants", "Loan Repayment", and "Loan Forgiveness".

The main content area features a large blue banner with the text "Get Money To Help Pay for School" and "Use the Free Application for Federal Student Aid (FAFSA®) form to apply for financial aid for college, career school, or graduate school." Below this, there are two buttons: "Start a 2025-26 FAFSA® Form" and "Edit a 2025-26 FAFSA® Form or Accept an Invitation".

Below the banner, there is a section titled "Check FAFSA® Deadlines for the State You Live In". It includes a "School Year" dropdown menu, a "State of Residence" dropdown menu, and a "Find Deadlines" button. A link "View All FAFSA Deadlines" is also present.

At the bottom, there are three informational cards:

- Who should complete the FAFSA® form?**
Any student, regardless of income, who wants to be considered for federal, state, and school financial aid programs. This includes grants, scholarships, work-study funds, and loans.
- How long will it take?**
It takes most people less than one hour to fill out the FAFSA form, including gathering any personal documents and financial information needed to complete it.
- What do I need?**
 - Verified account username and password (FSA ID)
 - Parent or spouse contributor name, date of birth, Social Security number, and email address
 - Income and asset information (if required)

Dependent Student Log In

If the student selects "Start New Form" from the FAFSA® landing page and they are not logged in to StudentAid.gov, they are taken to the "Log In" page to enter their credentials. To access the FAFSA form, all students are required to have an FSA ID (StudentAid.gov account username and password). If the student doesn't have an FSA ID, they can select "Create an Account."

The screenshot shows the Federal Student Aid Log In page. At the top, there is a navigation bar with links for "Help Center", "Submit a Complaint", and "English | Español". Below this, the "FederalStudentAid" logo is displayed, followed by links for "FAFSA® Form", "Loans and Grants", "Loan Repayment", and "Loan Forgiveness". The main content area features a "Log In" section with a blue "Log In" button. Above the button are input fields for "Email, Phone, or FSA ID Username" (containing "test595011023") and "Password" (containing masked characters). A "Show Password" link is next to the password field. Below the "Log In" button are links for "Forgot My Username" and "Forgot My Password". At the bottom of the login section is a link for "Create an Account". Below the login section is a link for "Help Me Log In to My Account". The footer contains links for "Help Center", "Contact Us", "Site Feedback", "About Us", "Announcements", "Data Center", "Resources", and "Forms Library". The Federal Student Aid logo and social media icons are also present in the footer.

Dependent Student Roles

After logging in, the student can select the applicable role to fill out the FAFSA® form: "Student" or "Parent."
The student selects "Student."

The screenshot displays the FAFSA 2025-26 login interface. At the top, the text "FAFSA® FORM 2025-26" is visible. Below this, a banner features two hot air balloons and a blue ribbon with the text "Welcome, Brenda, to the FAFSA® Form". Underneath the banner, the text "I am starting the FAFSA form as a" is followed by two selectable options: "Student" (with a radio button and a graduation cap icon) and "Parent" (with a radio button and a family icon). At the bottom of the screen, there are two buttons: "Previous" and "Continue".

Student Onboarding (1 of 4)

When the student starts the 2025–26 FAFSA® form for the first time, they are taken through the FAFSA onboarding process. The first onboarding page provides an introduction of the FAFSA form and an accompanying video.

The screenshot shows the FAFSA 2025–26 onboarding interface. At the top left is the FAFSA logo with 'FORM 2025–26' and the student's name 'Student Jenny Price'. A blue banner reads 'Understanding the FAFSA® Form' with '1 of 4' below it. The main heading is 'What is the FAFSA® form?'. Below this, a text box explains: 'Use the *Free Application for Federal Student Aid* (FAFSA®) form to apply for grants, scholarships, work-study funds, and loans for college, career school, or graduate school.' In the center is a video player showing a woman with the title 'What is FAFSA® and why is it important?'. The video player has 'Watch later' and 'Share' buttons. At the bottom left of the video player is a 'Watch on YouTube' button. At the bottom of the page are 'Previous' and 'Continue' buttons.

Dependent Student Onboarding (2 of 4)

The second FAFSA® onboarding page provides information about contributors that may be required to participate in the student's FAFSA form, including an accompanying video that explains contributors, and information on how the student will invite them. Documents that may be needed to fill out the form are also included on this page.

The screenshot shows the FAFSA 2025-26 onboarding interface for Student Jenny Price. The page is titled "Understanding the FAFSA Form" and is the second of four steps. The main heading is "Contributors to the FAFSA Form". A video player is embedded, showing a video titled "Who Is a Contributor on the 2024-25 FAFSA form?". Below the video, there are two sections: "Parents or Spouses" and "How To Invite". The "Parents or Spouses" section explains that contributors will complete their own sections of the form and provide personal and financial information. The "How To Invite" section explains that contributors need to log in with their own FSA ID and provide their name, date of birth, Social Security number, and email address. At the bottom, there are "Previous" and "Continue" buttons.

FAFSA® FORM 2025-26 Student Jenny Price

Understanding the FAFSA® Form

2 of 4

Contributors to the FAFSA® Form

Who Is a Contributor on the 2024-25 FAFSA® form?

Watch later Share

Watch on YouTube

Parents or Spouses
Your answers on the FAFSA® form will determine if any contributors need to be identified. These contributors will complete their own sections of the form and are asked to provide personal and financial information, but they will not be financially responsible for the student's education.

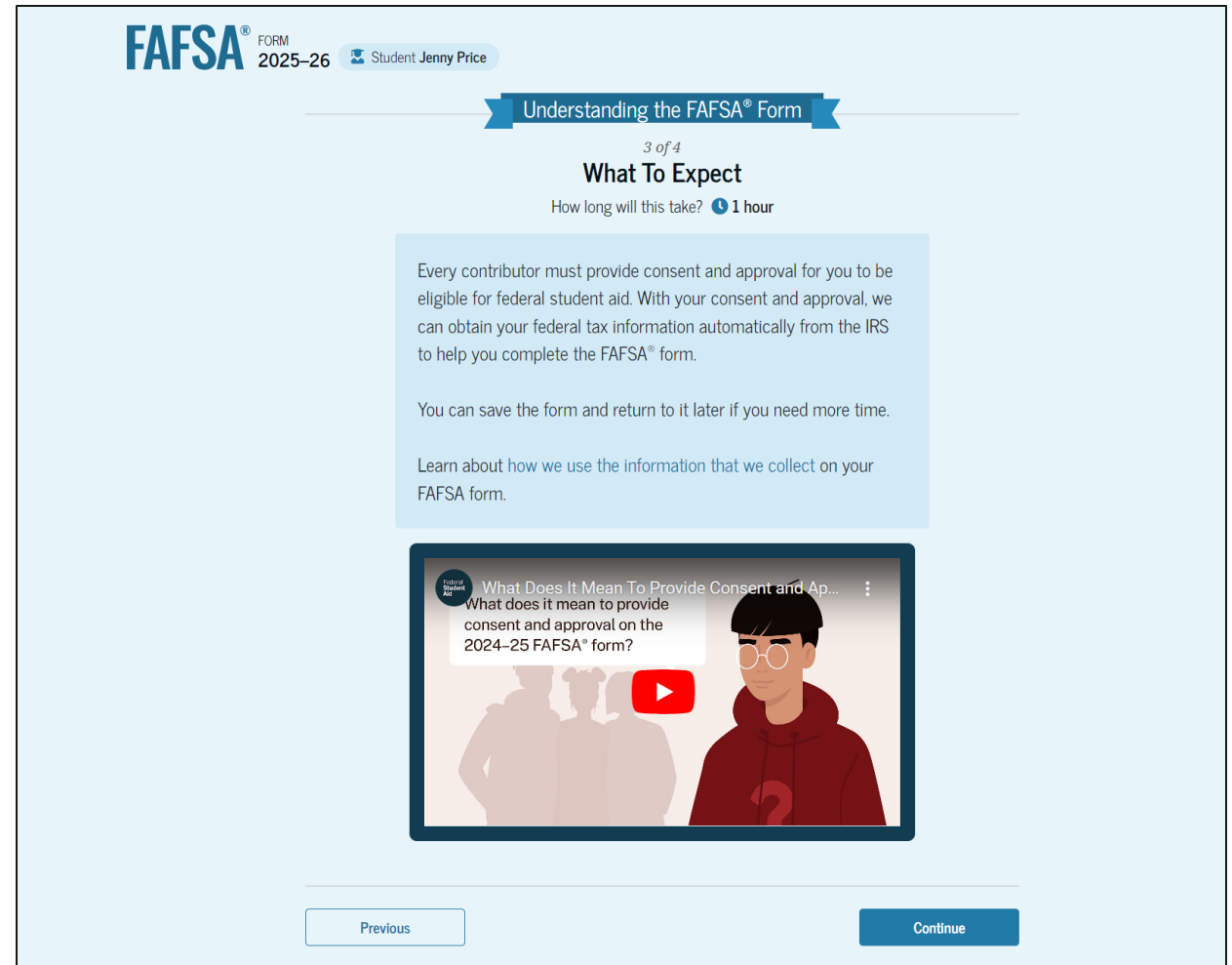
How To Invite
Contributors will need to log in with their own FSA ID to provide their information. To invite a contributor to a FAFSA form, you'll need to provide their name, date of birth, Social Security number (if they have one), and email address.

Information or Documents You May Need ▾

Previous Continue

Dependent Student Onboarding (3 of 4)

The third FAFSA® onboarding page provides information about what the student can expect when completing their FAFSA form. This includes information about consent and approval, a time estimate for completing the form, and that they can save the form and return later if needed, along with an accompanying video.



The screenshot shows the FAFSA 2025-26 onboarding interface for a student named Jenny Price. The page is titled "Understanding the FAFSA® Form" and is the third of four steps. It informs the student that completing the form will take approximately 1 hour. The text explains that contributors must provide consent and approval for the student to be eligible for federal student aid, and that the system can automatically obtain federal tax information from the IRS. It also states that the form can be saved and returned to later. A video player is embedded, showing a video titled "What Does It Mean To Provide Consent and Ap..." with a subtitle "What does it mean to provide consent and approval on the 2024-25 FAFSA® form?". The video features an illustration of a person with a question mark on their chest. Navigation buttons for "Previous" and "Continue" are at the bottom.

FAFSA® FORM 2025-26 Student Jenny Price

Understanding the FAFSA® Form

3 of 4

What To Expect

How long will this take? 1 hour

Every contributor must provide consent and approval for you to be eligible for federal student aid. With your consent and approval, we can obtain your federal tax information automatically from the IRS to help you complete the FAFSA® form.

You can save the form and return to it later if you need more time.

[Learn about how we use the information that we collect on your FAFSA form.](#)

What Does It Mean To Provide Consent and Ap...
What does it mean to provide consent and approval on the 2024-25 FAFSA® form?

Previous Continue

Dependent Student Onboarding (4 of 4)

The last FAFSA® onboarding page provides information about what to expect once the FAFSA form is completed, submitted, and processed. On this page, the student can select "Start FAFSA Form" to begin.

The screenshot shows the FAFSA 2025-26 onboarding interface for a student named Jenny Price. The page is titled "Understanding the FAFSA® Form" and is the 4th of 4 pages. The main heading is "After Submitting the FAFSA® form". Below this, a text box states: "After submission, you'll need to check on the status of your FAFSA form and make corrections, if required." A video player is embedded, showing a video titled "What Happens After Submitting Your FAFSA® Form?". Below the video, three key points are listed:

- Your form will be processed in one to three days.
- You'll receive a FAFSA Submission Summary. It will include the Student Aid Index (SAI), an index number used to determine federal student aid eligibility.
- Schools will use your SAI to create your financial aid offer that explains the types and amounts of aid they are offering you. Most schools only send an aid offer when they accept you for admission.

At the bottom, there are two buttons: "Previous" and "Start FAFSA Form".

Dependent Student Identity Information

This is the first page within the student section. The student can verify that their personal information is correct. To update any of the personal information, the student must access their Account Settings on StudentAid.gov.

The screenshot shows the FAFSA 2025-26 Student Identity Information page. The header includes the FAFSA logo, the form year 2025-26, the student's name Jenny E Price, and links for Save and FAFSA Menu. The main section is titled "Student Identity Information" and includes a review instruction. The form fields are as follows:

Field	Value
Name	Jenny E Price
Date of Birth	12/20/2005
Social Security Number	***-**-8061
Email Address	599888061test@testcod.edu
Mobile Phone Number	(555) 557-6022
Permanent Mailing Address	123 fake street
City	city
State	GA
Zip Code	30024
Country	United States (US)

A "Continue" button is located at the bottom right of the form.

Dependent Student State of Legal Residence

The student is asked about their state of legal residence. The student selects the state from a drop-down box and provides the month and year when they became a legal resident.

FAFSA[®] FORM 2025-26 Student Jenny Price Save FAFSA Menu

Student State of Legal Residence

State ⓘ
Georgia (GA)

Date the Student Became a Legal Resident of Georgia (GA)

Month Year ⓘ
01 2008

Previous Continue

Dependent Student Provides Consent and Approval

This page informs the student about consent, approval, and the use of their federal tax information. By providing consent and approval, the student's federal tax information is transferred directly into the FAFSA® form from the IRS to help complete the "Student Financials" section.

The screenshot shows the FAFSA 2025-26 interface for Student Jenny Price. The page title is "Provide Consent and Approval or You Won't Be Eligible for Federal Student Aid". A green box contains a "Summary" section with the following text: "Your consent and approval are needed to retrieve and disclose federal tax information. With your consent and approval, we can obtain tax return information automatically from the IRS to help you complete the FAFSA® form. If you don't provide consent and approval, you will not be eligible for federal student aid, including grants and loans. You must provide consent and approval even if you didn't file a U.S. federal tax return or any tax return." Below this, three green arrows point to the following text: "Get your 2023 tax return information for the 2025-26 FAFSA form.", "Federal tax information is used to determine your eligibility for federal student aid.", and "Tax return information is required to complete the FAFSA form." Below the green box, the text reads: "By accepting below, I consent to the disclosure of information about me, as described below, and further affirmatively approve of the receipt and use of my federal tax information and to the U.S. Department of Education (ED)'s redisclosure of my federal tax information, as described below. By accepting below, I consent to and affirmatively approve of, as applicable, the following:" followed by three numbered points detailing the disclosure of tax information and the use of that information for determining eligibility for federal student aid.

FAFSA® FORM 2025-26 Student: Jenny Price Save FAFSA Menu

Provide Consent and Approval or You Won't Be Eligible for Federal Student Aid

Summary

Your consent and approval are needed to retrieve and disclose federal tax information. With your consent and approval, we can obtain tax return information automatically from the IRS to help you complete the FAFSA® form. If you don't provide consent and approval, you will not be eligible for federal student aid, including grants and loans. You must provide consent and approval even if you didn't file a U.S. federal tax return or any tax return.

- Get your 2023 tax return information for the 2025-26 FAFSA form.
- Federal tax information is used to determine your eligibility for federal student aid.
- Tax return information is required to complete the FAFSA form.

By accepting below, I consent to the disclosure of information about me, as described below, and further affirmatively approve of the receipt and use of my federal tax information and to the U.S. Department of Education (ED)'s redisclosure of my federal tax information, as described below. By accepting below, I consent to and affirmatively approve of, as applicable, the following:

- ED may disclose my Social Security number/Individual Taxpayer Identification Number, last name, date of birth, unique identifier, the tax year for which federal tax information is required, and the date and timestamp of my approval for the use of my federal tax information in determining eligibility by ED for which approval is provided to the U.S. Department of the Treasury, Internal Revenue Service (IRS). I understand that in response to such a request from ED, the IRS shall then disclose my federal tax information to "authorized persons" (i.e., specifically designated officers and employees of ED and its contractors [as defined in 26 U.S.C. § 6103(i)(13)(E)]) for the purpose of determining eligibility for and the amount of federal student aid under a program authorized under subpart 1 of part A, part C, or part D of Title IV of the Higher Education Act of 1965, as amended, for myself or an applicant for federal student aid who has requested that I share my federal tax information on their Free Application for Federal Student Aid (FAFSA®) form.
- Authorized persons at ED and its contractors (as defined in 26 U.S.C. § 6103(i)(13)(E)) may use my federal tax information for the purpose of determining the eligibility for and amount of federal student aid under a program authorized under subpart 1 of part A, part C, or part D of Title IV of the Higher Education Act of 1965, as amended, for myself or a FAFSA applicant who has requested that I share my federal tax information on the FAFSA form.
- ED may redisclose my federal tax information received from the IRS pursuant to 26 U.S.C. § 6103(i)(13)(D)(iii) to the following entities solely for the use in the application, award, and administration of financial aid:
 - Institutions of higher education participating in the federal student aid programs authorized under subpart 1 of part A, part C, or part D of Title IV of the Higher Education Act of 1965, as amended
 - State higher education agencies
 - Scholarship organizations designated prior to Dec. 19, 2019, by the secretary of education
 - Contractors of institutions of higher education and state higher education agencies to administer aspects of the institution's or state agency's activities for the application, award, and administration of such financial aid

Dependent Student Provides Consent and Approval (Continued)

This is a continuation of the consent and approval page. Frequently asked questions about consent and approval are also provided that the student can expand and collapse. The student selects "Approve" to provide consent and approval, and they are taken to the next page.

4. ED may redisclose my federal tax information to another FAFSA applicant's FAFSA form(s) for which I elect to participate. By accepting an invitation and affirmation to participate in another individual's FAFSA form, my federal tax information will be redisclosed to the additional application. I understand that I may decline an invitation to participate, which will prevent the transfer of my federal tax information to that FAFSA form.

By consenting and providing my affirmative approval, I further understand the following:

1. My consent and affirmative approval are required, as a condition of my eligibility or the eligibility of a FAFSA applicant who has requested that I share my federal tax information on their FAFSA form, for federal student aid under a program authorized under subpart 1 of part A, part C, or part D of *Title IV of the Higher Education Act of 1965*, as amended, even if I did not file a U.S. federal tax return.
2. I am providing my written consent for the redisclosure of my federal tax information by ED to include, but not limited to, institutions of higher education, state higher education agencies, designated scholarship organizations, their respective contractors and auditors, other family members participating in the FAFSA form, Office of Inspector General, under 26 U.S.C. § 6103(d) (13)(D), and with my further express written consent obtained by an institution of higher education, the redisclosure of FAFSA information pursuant to the terms and conditions of 20 U.S.C. § 1098h(c).
3. Any federal tax information received from the IRS at a later date shall supersede any manually entered financial or income information on the FAFSA form.
4. ED may request updated federal tax information from the IRS once my consent and approval are provided. If federal tax information has changed (e.g., amended tax return filed with revised information), then eligibility for and amounts of federal, state, and institutional financial aid may change.
5. If I do not consent to the redisclosure of my federal tax information to institutions of higher education, state higher education agencies, designated scholarship organizations, and their respective contractors, ED will be unable to calculate my eligibility for federal student aid or the eligibility of a FAFSA applicant who has requested that I share my federal tax information on their FAFSA form.

By accepting below, I consent electronically to the use of my StudentAid.gov account username and password (FSA ID) as my signature and certify under penalty of perjury under the laws of the United States of America, that the foregoing is true and correct. I understand that any falsification of this statement is punishable under the provisions of 18 U.S.C. § 1001 by a fine, imprisonment of not more than five years, or both, and that the knowing and willful request for or acquisition of records pertaining to an individual under false pretenses is a criminal offense under the *Privacy Act of 1974*, subject to a fine of not more than \$5,000 fine (5 U.S.C. § 552(a)(3)). By accepting and submitting my part of the FAFSA, my execution (including date and time) of consent and approval will be logged in ED's Person Authentication Service System of Record (18-11-12).

Frequently Asked Questions

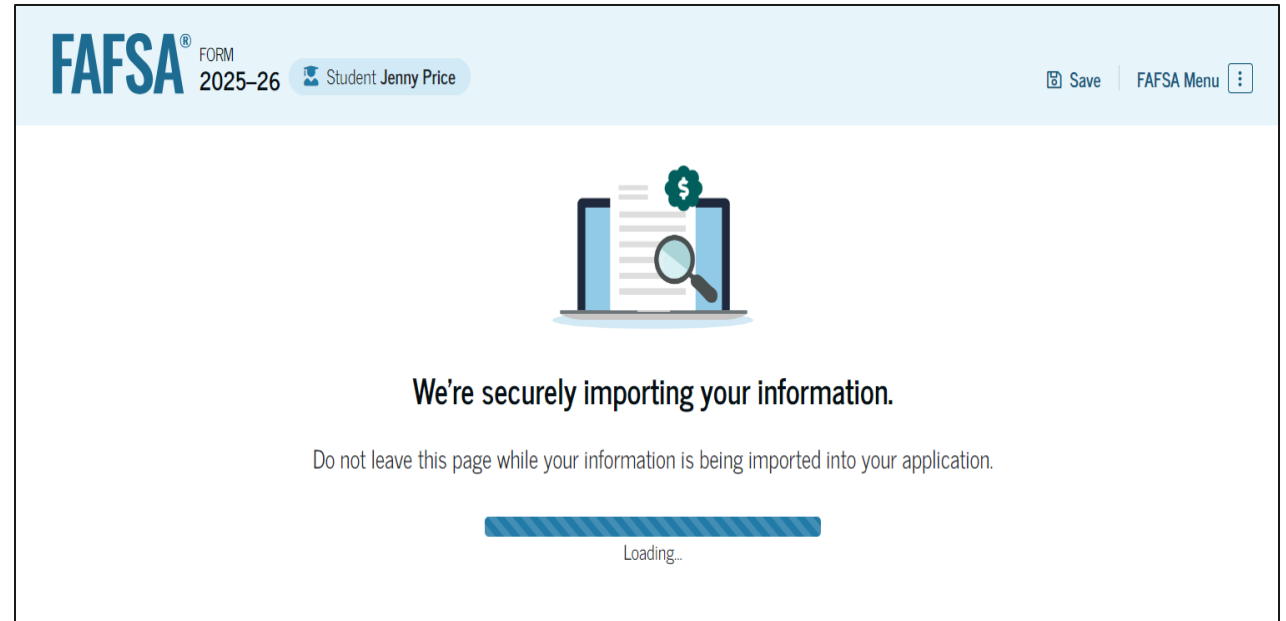
- Who should provide consent and approval?
- If I'm married and didn't file a joint tax return with my current spouse, does my spouse have to provide consent and approval for you to access their tax information?
- What happens after I provide consent and approval?
- What happens if I decline consent and approval?

Select "Approve" to provide consent and approval for the use of your federal tax information to determine your eligibility for federal student aid. If you select "Decline," you will not be eligible for federal student aid.

Previous Decline Approve

Dependent Student Imports IRS Information

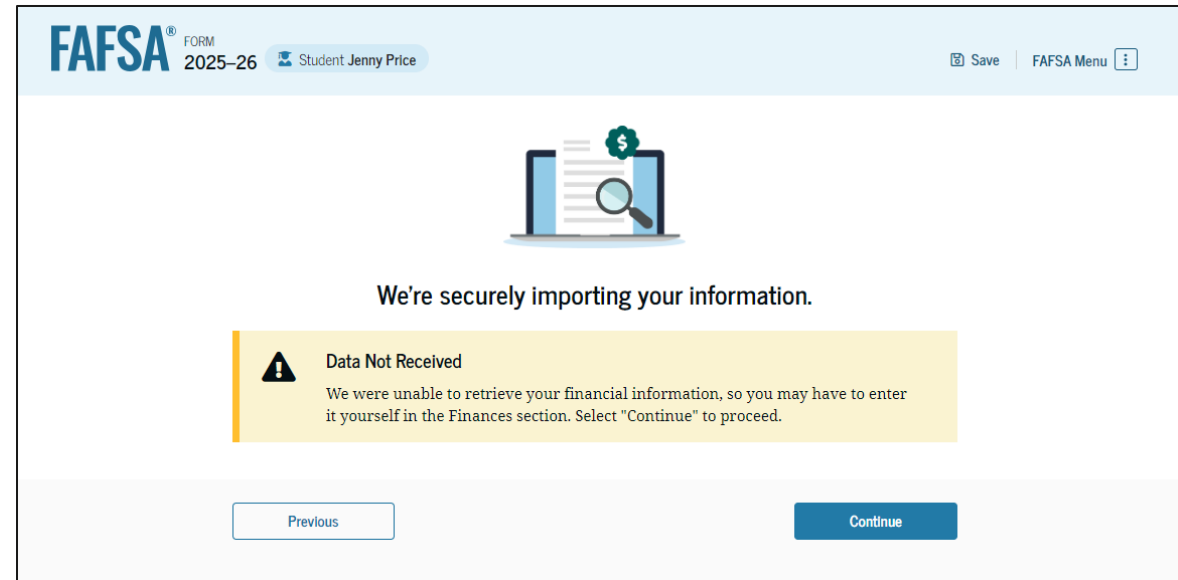
This page imports the student's federal tax information by directly transferring it into the FAFSA® form from the IRS to help complete the "Student Financials" section.



The screenshot shows the FAFSA 2025-26 interface. At the top, the header includes the FAFSA logo, the text "FORM 2025-26", and the student's name "Student Jenny Price". On the right, there are links for "Save" and "FAFSA Menu". The main content area features an illustration of a laptop with a magnifying glass over a document with a dollar sign. Below this, the text reads: "We're securely importing your information." followed by "Do not leave this page while your information is being imported into your application." At the bottom, there is a blue progress bar and the text "Loading...".

Dependent Student Imports IRS Information (Continued)

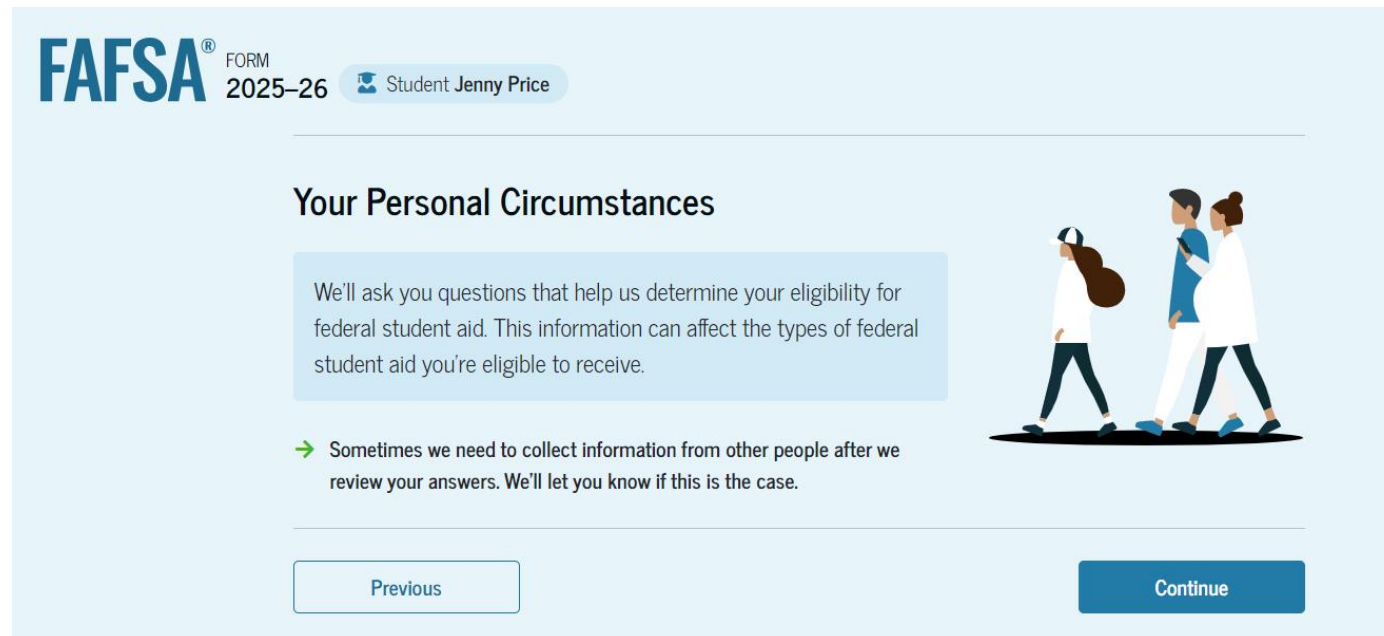
This page displays the results from the IRS import for the student. For this scenario, the student is starting a new FAFSA® form and there is no federal tax information available from the IRS.



The screenshot shows the FAFSA 2025-26 interface for a student named Jenny Price. At the top, the FAFSA logo and form year are displayed, along with a 'Save' button and a 'FAFSA Menu' dropdown. The main content area features an illustration of a laptop with a magnifying glass over a document, with a green dollar sign icon above it. Below this, a message states: 'We're securely importing your information.' A yellow warning box with a triangle icon contains the text: 'Data Not Received. We were unable to retrieve your financial information, so you may have to enter it yourself in the Finances section. Select "Continue" to proceed.' At the bottom, there are two buttons: 'Previous' and 'Continue'.

Dependent Student Personal Circumstances

This is the first page within the "Student Personal Circumstances" section. It provides an overview of the section.



The screenshot shows the FAFSA 2025-26 interface for a student named Jenny Price. The page title is "Your Personal Circumstances". A text box explains that questions will be asked to determine eligibility for federal student aid. A green arrow points to a note stating that additional information may be required from other people after a review. At the bottom, there are "Previous" and "Continue" buttons. An illustration of three people walking is on the right side of the page.

FAFSA[®] FORM 2025-26 Student Jenny Price

Your Personal Circumstances

We'll ask you questions that help us determine your eligibility for federal student aid. This information can affect the types of federal student aid you're eligible to receive.

→ Sometimes we need to collect information from other people after we review your answers. We'll let you know if this is the case.

[Previous](#) [Continue](#)

Dependent Student Marital Status

The student is asked about their marital status. The student selects the "Single (never married)" option.

FAFSA[®] FORM 2025-26 Student Jenny Price Save FAFSA Menu

1 Personal Circumstances 2 Demographics 3 Financials 4 Colleges 5 Signature

Student Current Marital Status ⓘ

☒ Single (never married)

☐ Married (not separated)

☐ Remarried

☐ Separated

☐ Divorced

☐ Widowed

Previous Continue

Dependent Student College or Career School Plans

The student is asked about their college grade level for the 2025–26 school year and if they will have their first bachelor's degree. The student selects that they will be a "First year (freshman)" and that they will not have their first bachelor's degree.

The screenshot shows the FAFSA 2025-26 interface for Student Jenny Price. The progress bar at the top indicates the current step is 'Colleges' (4), with previous steps being 'Personal Circumstances' (1), 'Demographics' (2), 'Financials' (3), and 'Signature' (5). The section title is 'Student College or Career School Plans'. The first question is 'When the student begins the 2025–26 school year, what will their college grade level be?'. The options are: 'First year (freshman)' (selected), 'Second year (sophomore)', 'Other undergraduate (junior and beyond)', and 'Master's or doctorate program (such as, M.A., MBA, M.D., J.D., Ph.D., Ed.D., etc.)'. The second question is 'When the student begins the 2025–26 school year, will they already have their first bachelor's degree?'. The options are 'Yes' and 'No' (selected). At the bottom, there are 'Previous' and 'Continue' buttons.

FAFSA[®] FORM 2025–26 Student Jenny Price Save FAFSA Menu

1 Personal Circumstances 2 Demographics 3 Financials 4 Colleges 5 Signature

Student College or Career School Plans

When the student begins the 2025–26 school year, what will their college grade level be? ⓘ

☒ First year (freshman)

☐ Second year (sophomore)

☐ Other undergraduate (junior and beyond)

☐ Master's or doctorate program (such as, M.A., MBA, M.D., J.D., Ph.D., Ed.D., etc.)

When the student begins the 2025–26 school year, will they already have their first bachelor's degree? ⓘ

☐ Yes ☒ No

Previous Continue

Dependent Student Personal Circumstances

The student is asked if any of the listed personal circumstances apply to them.

The student selects "None of these apply."

The screenshot shows the FAFSA 2025-26 form for Student Jenny Price. The progress bar at the top indicates the current step is 1, Personal Circumstances, with other steps being Demographics, Financials, Colleges, and Signature. The section title is "Student Personal Circumstances" with the instruction "Select all that apply." Below this are eight checkboxes, each with a description and a help icon (i):

- ☐ The student is currently serving on active duty in the U.S. armed forces for purposes other than training. (i)
- ☐ The student is a veteran of the U.S. armed forces. (i)
- ☐ The student has children or other people (excluding their spouse) who live with them and receive more than half of their support from the student now and between July 1, 2025, and June 30, 2026. (i)
- ☐ At any time since the student turned 13, they were an orphan (no living biological or adoptive parent). (i)
- ☐ At any time since the student turned 13, they were a ward of the court. (i)
- ☐ At any time since the student turned 13, they were in foster care. (i)
- ☐ The student is or was a legally emancipated minor, as determined by a court in their state of residence. (i)
- ☐ The student is or was in a legal guardianship with someone other than their parent or stepparent, as determined by a court in their state of residence. (i)

The final option, ☒ None of these apply., is selected and highlighted in light blue. At the bottom of the form are "Previous" and "Continue" buttons.

Dependent Student Homelessness

The student is asked if they were homeless or at risk of being homeless. The student selects "No."

The screenshot shows the FAFSA 2025-26 interface for Student Jenny Price. At the top, the FAFSA logo and form year are displayed. A progress bar indicates the current step is 1, Personal Circumstances, with other steps (Demographics, Financials, Colleges, Signature) following. The main heading is "Student Homelessness". Below it, the question is: "At any time on or after July 1, 2024, was the student unaccompanied and either (1) homeless or (2) self-supporting and at risk of being homeless?". There are two radio button options: "Yes" and "No". The "No" option is selected. At the bottom, there are "Previous" and "Continue" buttons.

FAFSA[®] FORM 2025-26 Student Jenny Price Save FAFSA Menu

1 Personal Circumstances 2 Demographics 3 Financials 4 Colleges 5 Signature

Student Homelessness

At any time on or after July 1, 2024, was the student unaccompanied and either (1) homeless or (2) self-supporting and at risk of being homeless? ⓘ

☐ Yes ☒ No

Previous Continue

Dependent Student Unusual Circumstances

The student is asked if unusual circumstances prevent them from contacting their parent(s). The student selects "No."

FAFSA[®] FORM 2025-26 Student Jenny Price Save FAFSA Menu

1 Personal Circumstances 2 Demographics 3 Financials 4 Colleges 5 Signature

Student Unusual Circumstances

This information will help us evaluate the student's ability to pay for school.

Do unusual circumstances prevent the student from contacting their parents or would contacting their parents pose a risk to the student? ⓘ

A student may be experiencing unusual circumstances if they

- left home due to an abusive or threatening environment;
- are abandoned by or estranged from their parents;
- have refugee or asylee status and are separated from their parents, or their parents are displaced in a foreign country;
- are a victim of human trafficking;
- are incarcerated, or their parents are incarcerated and contact with the parents would pose a risk to the student; or
- are otherwise unable to contact or locate their parents.

If the student's circumstances resulted in not having a safe and stable place to live, they may be considered a homeless youth and should review the answer to the previous question about being unaccompanied and homeless.

☐ Yes ☒ No

Previous Continue


Student Dependency Status: Dependent Student

Based on the answers provided by the student, they are considered a dependent student. The student is asked if they want a financial aid administrator to determine their eligibility for a Direct Unsubsidized Loan only. This is an option if the student's parents are unwilling to provide information. The student selects "No," and if the student had selected "Yes," a modal would appear to warn them about missing out on other potential federal student aid.

FAFSA[®] FORM 2025-26 Student Jenny Price Save FAFSA Menu

1 Personal Circumstances 2 Demographics 3 Financials 4 Colleges 5 Signature

Your Dependency Status

 **Dependent Student**
Based on your answers, you're a dependent student. This means you must provide parent information on your FAFSA[®] form. This information helps determine how much federal student aid you're eligible to receive.

Direct Unsubsidized Loan Only

Are the student's parents refusing to provide their information on this FAFSA[®] form? ⓘ

This response must be "No" for the student to be considered for Federal Pell Grant eligibility and most other types of federal student aid.

☐ Yes ☒ No

Previous Continue

Dependent Student: Tell Us About Your Parents

As the student is considered dependent, they are asked to provide information about their parents. The FAFSA® form considers their “parent” to be their legal (biological or adoptive) parent. The student is asked if their parents are married. The student selects "Yes" and is instructed to provide information about both their parents on the FAFSA form.

The screenshot displays the FAFSA 2025-26 form interface for a student named Jenny Price. At the top, a progress bar shows five steps: 1. Personal Circumstances (active), 2. Demographics, 3. Financials, 4. Colleges, and 5. Signature. The main heading is 'Tell Us About the Student's Parents'. Below this, a green box contains the text: 'On the FAFSA® form, the "parent" is the student's legal (biological or adoptive) parent.' A question follows: 'Are the parents married to each other?'. There are two radio button options: 'Yes' (selected) and 'No'. Below the question, a blue box titled 'Provide Information for Both Parents' contains an icon of a document with a green circle and two people, and the text: 'Based on your answers in the previous section, you'll need to provide information about both parents on the FAFSA® form. You can invite the parents to the form and have them complete their required sections.' At the bottom, there are 'Previous' and 'Continue' buttons.


Dependent Student Invites Parents to FAFSA® Form

The student is asked to enter personal information about their parents in order to send them an invite to their FAFSA® form. In this scenario, the student invites one parent.

FAFSA® FORM 2025-26 Student Jenny Price Save FAFSA Menu

1 Personal Circumstances 2 Demographics 3 Financials 4 Colleges 5 Signature

Invite Parent(s) to This FAFSA® Form



We Need Information for Your Parent(s) Now


Based on your answers in the previous section, you'll need to provide information about both of your parents on your FAFSA® form. This doesn't make them financially responsible for your education. You can invite one or both of your parents to your form now and have them complete their required sections.

Enter information about your parent(s) identified on the prior page, and we'll send an email on your behalf.

If they already have a StudentAid.gov account username and password (FSA ID), the information entered here must exactly match that account.

IMPORTANT: If your contributor doesn't have a Social Security number, you may encounter an issue that impacts your ability to add them to your form. If you receive this error, review the [guidance and recommended workaround](#) and try again.


Use the email address that is most likely to reach your contributor. Unlike the other information provided, the email address doesn't need to match the email associated with their StudentAid.gov account.



Parent

First Name ①

Last Name ①



Parent Spouse or Partner
Optional

First Name ①

Last Name ①

Date of Birth ⑦

Month Day Year

Social Security Number (SSN) ⑦

☐ My parent doesn't have an SSN. **Checking this box when your parent does have an SSN may delay processing of your FAFSA form.**

Email Address ⑦

Confirm Email Address ⑦

Date of Birth ⑦

Month Day Year

Social Security Number (SSN) ⑦

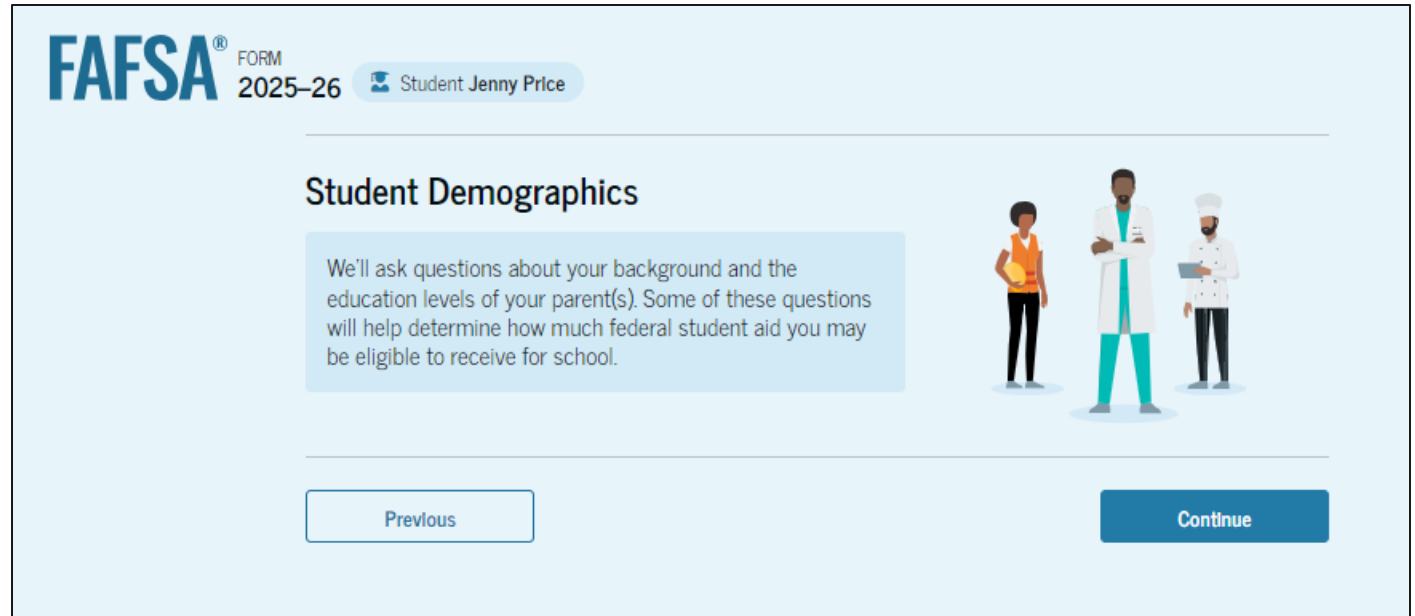
☐ My parent doesn't have an SSN. **Checking this box when your parent does have an SSN may delay processing of your FAFSA form.**

Email Address ⑦

Confirm Email Address ⑦

Introduction: Dependent Student Demographics

This is the first page within the "Student Demographics" section. It provides an overview of the section.



The screenshot shows the FAFSA 2025-26 interface. At the top left is the FAFSA logo with "FORM 2025-26" and a user profile for "Student Jenny Price". The main heading is "Student Demographics". Below it, a text box explains that questions about background and parent education levels will determine federal student aid eligibility. To the right is an illustration of three people: a student, a doctor, and a chef. At the bottom are "Previous" and "Continue" buttons.

FAFSA[®] FORM 2025-26 Student Jenny Price

Student Demographics

We'll ask questions about your background and the education levels of your parent(s). Some of these questions will help determine how much federal student aid you may be eligible to receive for school.

Previous Continue

Dependent Student Demographic Information

The student is asked about their gender identity. The student selects “Prefer not to answer.”

The screenshot shows the FAFSA 2025-26 interface for Student Jenny Price. The progress bar indicates the current step is 'Demographics' (step 2), with previous steps being 'Personal Circumstances' (step 1) and subsequent steps being 'Financials' (step 3), 'Colleges' (step 4), and 'Signature' (step 5). The 'Demographics' section is titled 'Student Demographic Information' and includes a green box with the following text: 'Questions Used for Research Purposes Only and Do Not Affect Federal Student Aid Eligibility. Your answers will not: affect the student's eligibility for federal student aid, be used in any calculations, or be shared with the schools to which the student applies.' Below this, the question 'What is the student's gender?' is displayed with four radio button options: 'Male', 'Female', 'Nonbinary', and 'Prefer not to answer'. The 'Prefer not to answer' option is selected. At the bottom of the form, there are 'Previous' and 'Continue' buttons.

FAFSA[®] FORM 2025-26 Student Jenny Price Save FAFSA Menu

1 Personal Circumstances 2 Demographics 3 Financials 4 Colleges 5 Signature

Student Demographic Information

Questions Used for Research Purposes Only and Do Not Affect Federal Student Aid Eligibility

Your answers will not

- affect the student's eligibility for federal student aid,
- be used in any calculations, or
- be shared with the schools to which the student applies.

What is the student's gender? ⓘ

☐ Male

☐ Female

☐ Nonbinary

☒ Prefer not to answer

Previous Continue

Dependent Student Race and Ethnicity

The student is asked if they are of Hispanic, Latino, or Spanish origin. The student selects the checkboxes that apply to them.

The screenshot shows the FAFSA 2025-26 interface for Student Jenny Price. The progress bar indicates the user is on the 'Demographics' step (2 of 5). The section is titled 'Student Race and Ethnicity' with a help icon. A green box contains a disclaimer: 'Questions Used for Research Purposes Only and Do Not Affect Federal Student Aid Eligibility. Your answers will not: affect the student's eligibility for federal student aid, be used in any calculations, or be shared with the schools to which the student applies.' Below this, the question 'Is the student of Hispanic, Latino, or Spanish origin?' is displayed with the instruction 'Select all that apply.' There are six checkboxes: 'No, not of Hispanic, Latino, or Spanish origin', 'Yes, Mexican, Mexican American, or Chicano', 'Yes, Puerto Rican', 'Yes, Cuban', 'Yes, another Hispanic, Latino, or Spanish origin', and 'Prefer not to answer'. The 'Prefer not to answer' option is selected with a blue checkmark.

FAFSA[®] FORM 2025-26 Student Jenny Price Save FAFSA Menu

1 Personal Circumstances 2 Demographics 3 Financials 4 Colleges 5 Signature

Student Race and Ethnicity ⓘ

Questions Used for Research Purposes Only and Do Not Affect Federal Student Aid Eligibility

Your answers will not

- affect the student's eligibility for federal student aid,
- be used in any calculations, or
- be shared with the schools to which the student applies.

Is the student of Hispanic, Latino, or Spanish origin?
Select all that apply.

☐ No, not of Hispanic, Latino, or Spanish origin

☐ Yes, Mexican, Mexican American, or Chicano

☐ Yes, Puerto Rican

☐ Yes, Cuban

☐ Yes, another Hispanic, Latino, or Spanish origin

☒ Prefer not to answer

Dependent Student Race and Ethnicity (Continued)

This is a continuation of the student race and ethnicity page. The student is asked to identify their race. The student selects the checkboxes that apply to them.

The screenshot shows a web form titled "What is the student's race?" with the instruction "Select all that apply." The form contains several checkboxes for race and ethnicity. The "White" checkbox is checked. Below it are checkboxes for German, Irish, English, Italian, Polish, and French. There is a text input field for "Other White" with a note: "Other White (for example, Lebanese, Egyptian, Iranian, etc.)—Don't enter commas." Below this are checkboxes for "Black or African American", "Asian", "American Indian or Alaska Native", "Native Hawaiian or Other Pacific Islander", and "Prefer not to answer". At the bottom are "Previous" and "Continue" buttons.

What is the student's race?
Select all that apply.

☒ White

☐ German

☐ Irish

☐ English

☐ Italian

☐ Polish

☐ French

Other White (for example, Lebanese, Egyptian, Iranian, etc.)—Don't enter commas.

☐ Black or African American

☐ Asian

☐ American Indian or Alaska Native

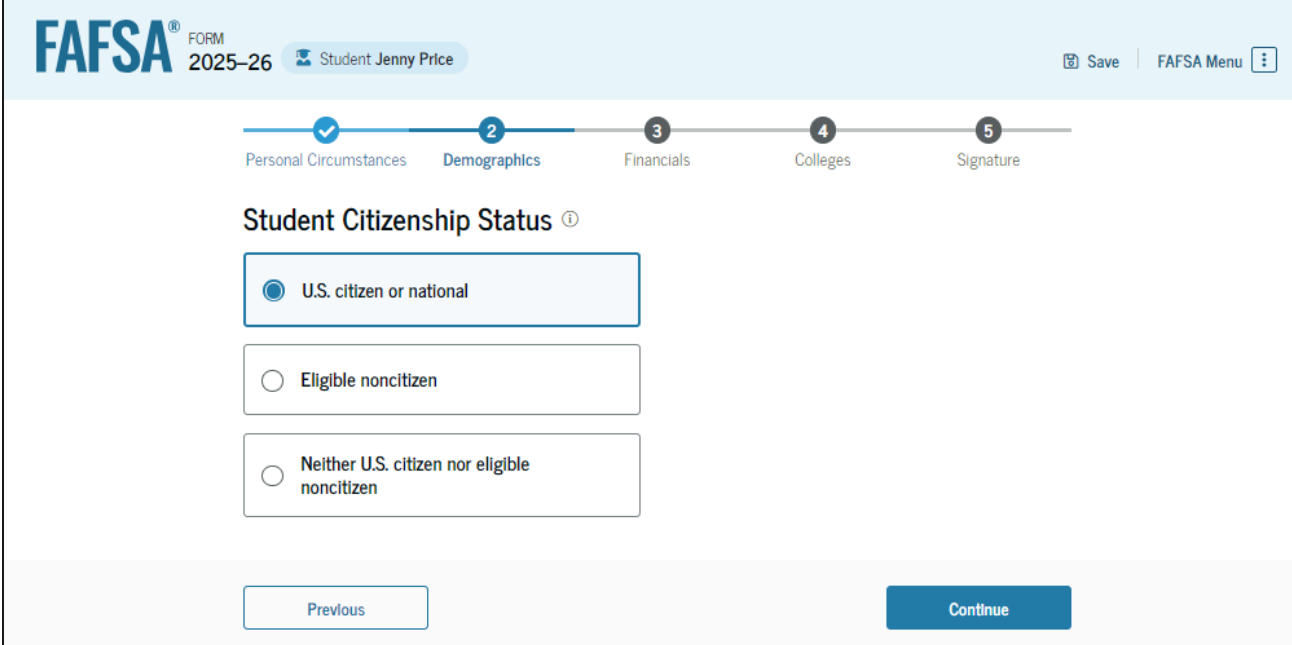
☐ Native Hawaiian or Other Pacific Islander

☐ Prefer not to answer

Previous Continue

Dependent Student Citizenship Status

The student is asked about their citizenship status. The student selects the "U.S. citizen or national" option.



The screenshot shows the FAFSA 2025-26 interface for Student Jenny Price. The progress bar at the top indicates the following steps: 1. Personal Circumstances (completed), 2. Demographics (current step), 3. Financials, 4. Colleges, and 5. Signature. The "Student Citizenship Status" section is displayed with three radio button options: "U.S. citizen or national" (selected), "Eligible noncitizen", and "Neither U.S. citizen nor eligible noncitizen". At the bottom, there are "Previous" and "Continue" buttons.

FAFSA[®] FORM 2025-26 Student Jenny Price Save FAFSA Menu

1 Personal Circumstances 2 Demographics 3 Financials 4 Colleges 5 Signature

Student Citizenship Status ⓘ

☒ U.S. citizen or national

☐ Eligible noncitizen

☐ Neither U.S. citizen nor eligible noncitizen

Previous Continue

Dependent Student's Parent Education Status

The student is asked about their parents' education status. The student selects the "Neither parent attended college" option.

The screenshot shows the FAFSA 2025-26 form for Student Jenny Price. The progress bar at the top indicates the following steps: 1. Personal Circumstances (completed), 2. Demographics (current step), 3. Financials, 4. Colleges, and 5. Signature. The "Parent Education Status" section asks, "Did either of the student's parents attend college or complete college?" with four radio button options. The first option, "Neither parent attended college", is selected. The other options are "One or both parents attended college, but neither parent completed college", "One or both parents completed college", and "Don't know". At the bottom of the form, there are "Previous" and "Continue" buttons.

FAFSA[®] FORM 2025-26 Student Jenny Price Save FAFSA Menu

1 Personal Circumstances 2 Demographics 3 Financials 4 Colleges 5 Signature

Parent Education Status

Did either of the student's parents attend college or complete college? ⓘ

☒ Neither parent attended college

☐ One or both parents attended college, but neither parent completed college

☐ One or both parents completed college

☐ Don't know

Previous Continue

Dependent Student's Parent Killed in Line of Duty

The student is asked if their parent was killed in the line of duty. The student selects the "No" option.

The screenshot shows the FAFSA 2025-26 application interface for Student Jenny Price. The progress bar at the top indicates the following steps: 1. Personal Circumstances (completed), 2. Demographics (current step), 3. Financials, 4. Colleges, and 5. Signature. The question being asked is: "Parent Killed in Line of Duty". The text of the question is: "Was the student's parent or guardian killed in the line of duty while either (1) serving on active duty as a member of the U.S. armed forces on or after the events of 9/11, or (2) performing official duties as a public safety officer? ⓘ". A note below the question states: "Public safety officers include law enforcement officers, firefighters, and emergency service workers." There are two radio button options: "Yes" and "No". The "No" option is selected. At the bottom of the form, there are "Previous" and "Continue" buttons.

FAFSA[®] FORM 2025-26 Student Jenny Price Save FAFSA Menu

1 Personal Circumstances 2 Demographics 3 Financials 4 Colleges 5 Signature

Parent Killed in Line of Duty

Was the student's parent or guardian killed in the line of duty while either (1) serving on active duty as a member of the U.S. armed forces on or after the events of 9/11, or (2) performing official duties as a public safety officer? ⓘ

Public safety officers include law enforcement officers, firefighters, and emergency service workers.

☐ Yes ☒ No

Previous Continue

Dependent Student High School Completion Status

The student is asked about what their high school completion status will be when they start the 2025–26 school year. The student selects the "High school diploma" option.

The screenshot shows the FAFSA 2025-26 application interface for Student Jenny Price. The progress bar at the top indicates the following steps: 1. Personal Circumstances (completed), 2. Demographics (current step), 3. Financials, 4. Colleges, and 5. Signature. The 'Student High School Completion Status' section asks, 'What will the student's high school completion status be at the beginning of the 2025–26 school year?'. Four radio button options are listed: 'High school diploma' (selected), 'State-recognized high school equivalent (e.g., GED certificate)', 'Homeschooled', and 'None of the above'. At the bottom, there are 'Previous' and 'Continue' buttons.

Dependent Student High School Information

The student is asked which high school they did or will graduate from. The student enters their high school's state and city. After selecting "Search," they select the correct high school from the search results.

FAFSA[®] FORM 2025-26 Student Jenny Price Save FAFSA Menu

1 Personal Circumstances 2 Demographics 3 Financials 4 Colleges 5 Signature

Student High School Information

From what high school did or will the student graduate? ⓘ

State
Georgia (GA)

City
Suwanee

High School Name - optional
north gwinnett high scho x

North Gwinnett High School

Previous Continue

FAFSA[®] FORM 2025-26 Student Jenny Price Save FAFSA Menu

1 Personal Circumstances 2 Demographics 3 Financials 4 Colleges 5 Signature

Student High School Information

From what high school did or will the student graduate? ⓘ

State
Georgia (GA)

City
Suwanee

High School Name - optional
North Gwinnett High School

North Gwinnett High School
Suwanee, Georgia (GA)

Search Again

Previous Continue

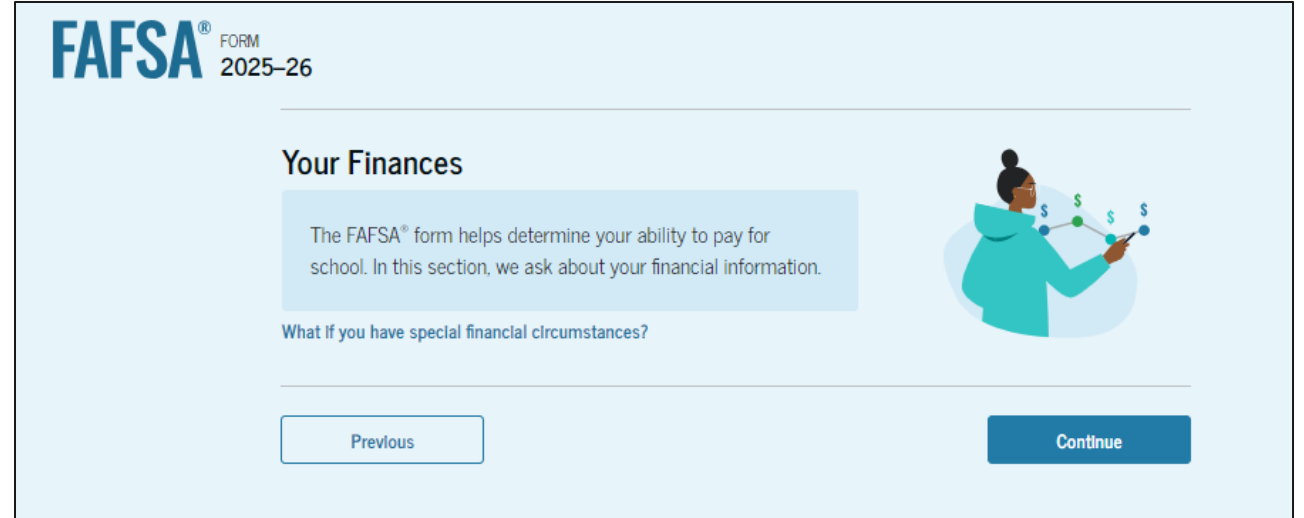
Dependent Student Confirms High School

The student has the option to edit the high school information presented on this page by selecting "Edit," which will return them to the high school information page. The student confirms their high school information and selects "Continue" to proceed to the next section.

The screenshot shows the FAFSA 2025-26 interface for Student Jenny Price. At the top, a progress bar indicates five steps: 1. Personal Circumstances (checked), 2. Demographics (active), 3. Financials, 4. Colleges, and 5. Signature. The main heading is "Confirm Your High School". Below it, a message states: "Verify that your high school information below is correct. Once you're ready, select 'Continue' and we'll add it to your FAFSA® form." The form fields are: "High School Name" with the value "North Gwinnett High School" and an "Edit" link; "City" with the value "Suwanee"; and "State" with the value "GA". At the bottom, there are two buttons: "Previous" and "Continue".

Introduction: Dependent Student Financials

This is the first page within the "Student Financials" section. It provides an overview of the section. The student can select the hyperlink if they want to learn about special financial circumstances.



The screenshot shows the FAFSA 2025-26 'Your Finances' section. At the top left is the FAFSA logo with 'FORM 2025-26' next to it. The main heading is 'Your Finances'. Below it, a light blue box contains the text: 'The FAFSA® form helps determine your ability to pay for school. In this section, we ask about your financial information.' To the right of this box is an illustration of a person in a teal hoodie holding a smartphone, with dollar signs and a line graph floating around them. Below the text box, there is a link that says 'What if you have special financial circumstances?'. At the bottom, there are two buttons: 'Previous' on the left and 'Continue' on the right.

Dependent Student Tax Filing Status

The student is asked about their tax filing status. The student selects "Yes" to "Did or will the student file a 2023 IRS Form 1040 or 1040-NR?"

The screenshot shows the FAFSA 2025-26 interface for Student Jenny Price. The top navigation bar includes the FAFSA logo, the form year (2025-26), the student's name, a Save button, and a FAFSA Menu button. Below the navigation bar is a progress indicator with five steps: Personal Circumstances, Demographics, Financials (current step), Colleges, and Signature. The main heading is "Student Tax Filing Status". The question is "Did or will the student file a 2023 IRS Form 1040 or 1040-NR?". There are two radio button options: "Yes" (selected) and "No". At the bottom, there are "Previous" and "Continue" buttons.

FAFSA[®] FORM 2025-26 Student Jenny Price Save FAFSA Menu

Personal Circumstances Demographics Financials Colleges Signature

Student Tax Filing Status

Did or will the student file a 2023 IRS Form 1040 or 1040-NR?

☒ Yes ☐ No

Previous Continue

Dependent Student Tax Return Information

The student is asked about their 2023 tax return. The student selects "Single" as their filing status.

The screenshot shows the FAFSA 2025-26 application interface. At the top, it says "FAFSA FORM 2025-26" and "Student: Jenny Price". There are navigation tabs for "Personal Circumstances", "Demographics", "Financials" (which is active), "Colleges", and "Signature". Below the tabs, the section is titled "Student 2023 Tax Return Information". A green box contains the instruction: "Refer to the student's 2023 tax return to answer the following questions. If the answer is zero or the question does not apply, enter 0." Below this, there is a link "Where to find this information on the tax form". The "Filing Status" section has five radio button options: "Single" (selected), "Head of household", "Married filing jointly", "Married filing separately", and "Qualifying surviving spouse". Below this, there are three input fields for monetary values, each with a dollar sign and a ".00" suffix: "Income Earned From Work", "Tax Exempt Interest Income", and "Untaxed Portions of IRA Distributions".

Dependent Student Tax Return Information (Continued)

The student is asked about their taxes, income, and other financial information. The student enters dollar amounts in the responses.

Untaxed Portions of Pensions

\$ 0 .00

Adjusted Gross Income

\$ 500 .00

Income Tax Paid

\$ 50 .00

IRA Deductions and Payments to Self-Employed SEP, SIMPLE, and Qualified Plans

\$ 0 .00

Education Credits (American Opportunity Tax Credit and Lifetime Learning Tax Credit)

\$ 0 .00

Amount of College Grants, Scholarships, or AmeriCorps Benefits Reported as Income to the IRS

The student paid taxes on these grants, scholarships, or benefits. These usually apply to those completing their FAFSA® form again, not to first-time applicants. If married, include the amount the student's spouse received.

\$ 0 .00 ⓘ

Foreign Earned Income Exclusion

\$ 0 .00 ⓘ

Previous

Continue

Dependent Student Assets

The student is asked about their assets.
The student enters a response in each entry field.

The screenshot shows the FAFSA 2025-26 form for Student Jenny Price. The progress bar at the top indicates the following steps: Personal Circumstances (completed), Demographics (completed), Financials (current step, marked with a blue circle and number 3), Colleges (marked with a blue circle and number 4), and Signature (marked with a blue circle and number 5). The 'Financials' section is titled 'Student Assets' and contains three input fields, each with a dollar sign icon, a numeric input field, and a decimal input field with a help icon (i).

- Current Total of Cash, Savings, and Checking Accounts**
Don't include student aid.
\$.00 (i)
- Current Net Worth of Investments, Including Real Estate**
Don't include the home the student lives in. Net worth is the value of the investments minus any debts owed against them.
\$.00 (i)
- Current Net Worth of Businesses and Investment Farms**
Enter the net worth of the student's businesses and for-profit agricultural operations. Net worth is the value of the businesses and farms minus any debts owed against them.
\$.00 (i)

At the bottom of the form, there are two buttons: 'Previous' and 'Continue'.

Introduction: Dependent Student Select Colleges

This is the first page in the "Select Colleges and Career Schools" section, which is the final part of the FAFSA® form's student section to require information. It provides an overview of the section.



The screenshot shows the FAFSA 2025-26 interface. At the top left, it says "FAFSA® FORM 2025-26" and "Student Jenny Price". The main heading is "Select Colleges and Career Schools". Below this, a text box states: "Search for and select colleges and career schools you're considering so they automatically receive an electronic copy of the FAFSA® form." To the right of this text is an illustration of a person with glasses and a graduation cap, sitting at a desk with books. At the bottom, there are two buttons: "Previous" and "Continue".

Dependent Student College Search

The student is asked to search for the colleges and/or career schools they would like to receive their FAFSA® information. The student searches for a school by entering a state, city, and/or school name and selecting "Search." If the student can't find a school searching by school name or state, they can search by school code. The student must add at least one college or career school to continue.

The screenshot shows the FAFSA 2025-26 interface for a dependent student named Jenny Price. The progress bar indicates the 'Colleges' step is active. The main heading is 'Where should we send the FAFSA® information?' with the instruction 'Search and select colleges and career schools.' Below this, a note states: 'If you can't find your school when searching by school name or state, try searching by School Code.' A further instruction says: 'You must add at least one college or career school to the FAFSA® form. You can add up to 20 schools. Make sure to list all the schools you're considering, even if you're not certain you'll apply to all of them. You can add or delete schools on your FAFSA form later. [Find tips for searching for colleges or career schools.](#)' The interface shows '0 out of 20 schools selected' and a 'View Selected Schools' link. There are two tabs: 'Search by School Name' (selected) and 'Search by School Code'. Under 'Search by School Name', there is a 'State' dropdown menu with 'cal' entered, showing 'California (CA)' as a suggestion. Below that is a 'School Name - optional' text input field. A blue 'Search' button is at the bottom of the search section. At the very bottom of the form, there are 'Previous' and 'Continue' buttons.

Dependent Student College Search (Continued)

After entering a school's state, city, and/or school name and selecting "Search," the student selects the correct school(s) from the search results. Students can send their FAFSA® information to a maximum of 20 schools.

Concorde Career Institute San Diego, California (CA)	Federal School Code 007930	+ Select
Point Loma Nazarene University San Diego, California (CA)	Federal School Code 001262	+ Select
Pacific College of Oriental Med San Diego, California (CA)	Federal School Code 030277	+ Select
Thomas Jefferson School of Law San Diego, California (CA)	Federal School Code 013780	+ Select
National University San Diego, California (CA)	Federal School Code 011460	✓ Selected
Design Institute of San Diego San Diego, California (CA)	Federal School Code 016233	✓ Selected

[Search and Select More Schools](#)

< Previous **1** 2 3 Next >

Previous Continue

Dependent Student College Search (Continued)

After the student selects the correct school(s) from the search results, they can review the school(s) they chose before continuing.

The screenshot shows the FAFSA 2025-26 interface for a student named Jenny Price. The progress bar indicates the 'Colleges' step is active. The section 'Selected Colleges and Career Schools' lists two schools: Design Institute of San Diego and National University. Each school entry includes its name, location, federal school code, and options to remove or view more information. A note at the bottom encourages searching for more schools.

School Name	Location	Federal School Code	Actions
Design Institute of San Diego	San Diego, California (CA)	016233	Remove View Information
National University	San Diego, California (CA)	011460	Remove View Information

Search and Select More Schools

Previous Continue

Dependent Student Review Page

The review page displays the responses that the student has provided in the FAFSA® form. The student can view all their responses by selecting "Expand All" or expand each section individually. To edit a response, the student can select the question's hyperlink to be taken to the corresponding page.

The screenshot shows the FAFSA 2025-26 review page for Student Jenny Price. The page has a light blue header with the FAFSA logo, the form year (2025-26), the student's name, and links for 'Save' and 'FAFSA Menu'. Below the header, there is a section titled 'Continue To Sign Your Form' with a summary of the information provided and an illustration of two people on bicycles. A green checkmark icon indicates that the student has completed the form. Below this, a 'Scroll To Continue' message states: 'After reviewing your answers, scroll to the bottom of the page to continue. You must continue past this page to sign and submit your section of the FAFSA form.' The 'Student Sections' list includes: Introduction Personal Identifiers, Section 1 Personal Circumstances, Section 2 Demographics, Section 3 Financials, and Section 4 Colleges. Each section has a green checkmark icon and a dropdown arrow. An 'Expand All' link is located at the top right of the sections list.


Dependent Student Review Page (Continued)

This is a continuation of the student review page. Since the student invited their parent to their form, they see the parent contributor section and the status of their parent's invite.

Contributor Section

This Section is Shared with One Contributor
[Manage Contributor Information](#)

This FAFSA® form is shared with the individual(s) listed below. View who you invited and the status of their section.

Contributor(s)	Role	Date Added	Status
 Mark Price	Parent	8/28/2024	<button>Invite Sent</button>

Parent Sections

Expand All ▾

● Introduction

Personal Identifiers

▾

● Section 1

Demographics

▾

● Section 2

Financials

▾

Previous

Continue

47

Dependent Student Signature

On this page, the student reviews the terms and conditions of the FAFSA® form and what they'll agree to if they sign the form.

The screenshot shows the FAFSA 2025-26 Signature page for Student Jenny Price. At the top, the FAFSA logo and form year are displayed. A progress bar indicates the student has completed Personal Circumstances, Demographics, Financials, and Colleges, and is now on the Signature section (5). The page title is "Sign and Complete Your Section". A green box contains a "Summary" section with the following text: "This page confirms that you understand the terms and conditions of the FAFSA® form and filled out the form accurately to the best of your ability. The FAFSA form is a legal document you will electronically sign with your account username and password (FSA ID). Because your FSA ID is associated with your personal information, do not share it with anyone." Below this, a statement reads: "By signing this application electronically using your FSA ID, YOU, THE STUDENT, certify that you". A bulleted list of terms follows: "will use federal and/or state student aid only to pay the cost of attending an institution of higher education," "are not in default on a federal student loan or have made satisfactory arrangements to repay it," "do not owe money back on a federal student grant or have made satisfactory arrangements to repay it," "will notify your school if you default on a federal student loan, and", and "will not receive a Federal Pell Grant from more than one school for the same period of time."

FAFSA® FORM 2025-26 Student Jenny Price Save | FAFSA Menu

Personal Circumstances Demographics Financials Colleges **5 Signature**

Sign and Complete Your Section ①

Summary

This page confirms that you understand the terms and conditions of the FAFSA® form and filled out the form accurately to the best of your ability.

The FAFSA form is a legal document you will electronically sign with your account username and password (FSA ID). Because your FSA ID is associated with your personal information, do not share it with anyone.

By signing this application electronically using your FSA ID, YOU, THE STUDENT, certify that you

- will use federal and/or state student aid only to pay the cost of attending an institution of higher education,
- are not in default on a federal student loan or have made satisfactory arrangements to repay it,
- do not owe money back on a federal student grant or have made satisfactory arrangements to repay it,
- will notify your school if you default on a federal student loan, and
- will not receive a Federal Pell Grant from more than one school for the same period of time.

Dependent Student Signature (Continued)

This is a continuation of the student signature page. After agreeing to the terms and conditions of the FAFSA® form and signing, the student is able to submit their section of the FAFSA form. Since parent information has not been provided, the FAFSA form is not considered complete and can't be processed yet.

By signing this application electronically using your account username and password, you certify that all of the information you provided is true and complete to the best of your knowledge and you agree, if asked, to provide

- information that will verify the accuracy of your completed form, and
- U.S. or foreign income tax forms that you filed or are required to file.

You also certify that you understand that the secretary of education has the authority to verify information reported on your application.

If you sign this application or any document related to the federal student aid programs electronically using a username and password, and/or any other credential, you certify that you are the person identified by the username and password, and/or any other credential and have not disclosed that username and password, and/or any other credential to anyone else. If you purposefully give false or misleading information, including applying as an independent student without meeting the unusual circumstances required to qualify for such a status, you may be subject to criminal penalties under 20 U.S.C. 1097, which may include a fine up to \$20,000, imprisonment, or both.

Additionally, by signing this application electronically using your FSA ID, you authorize the U.S. Department of Education to disclose all information provided on this application, as required under Section 483(a)(2)(D)(i) of the *Higher Education Act of 1965*, as amended, to the institutions you have identified herein, state higher education agencies (in your state of residence and the states in which the institutions identified herein are located), and designated scholarship organizations to assist with the application, award, and administration of federal, state, or institutional financial aid programs and designated scholarship programs. Notwithstanding this authorization, the name of an institution that you select to authorize such disclosure shall not be shared with any other institution.

Sign Your FAFSA® Form

☒ I, Jenny Price, agree to the terms outlined above.

Previous

Sign

Dependent Student Section Complete

Upon signing the student section, the student is presented “The student section is complete!” page. The student is reminded that their FAFSA® form is not completed and can’t be submitted until the parent completes the contributor section of the form and signs it. This page also displays next steps the student can take, including tracking and managing their form.

The screenshot shows the FAFSA 2025-26 interface for a student named Jenny Price. The page has a light blue background with a hot air balloon illustration on the left. A central banner reads "You're Almost There! The student section is complete!". Below this, a section titled "Parent Contributors" contains a white box with the text: "Requirements for Dependent Students: Your FAFSA® form is not complete until your parent(s) fill in the contributor section of the form and sign it. Once completed, your FAFSA form will be submitted for processing." Below the box is a table with columns for Contributor(s), Role, Date Added, and Status. One entry is listed for Mark Price, Parent, dated 8/28/2024, with an "Invite Sent" button. At the bottom, a dark blue footer contains the text "Track and Manage Your FAFSA® Form and Contributors" and "Your application has been added to the 'My Activity' page in your StudentAid.gov account. Visit this page to keep track of your FAFSA status; review, edit, or delete information on your form; and monitor the status of your contributor(s).", along with a "View Status" button.

FAFSA® FORM 2025-26 Student Jenny Price Save FAFSA Menu

You're Almost There!
The student section is complete!

Parent Contributors

Requirements for Dependent Students
Your FAFSA® form is not complete until your parent(s) fill in the contributor section of the form and sign it. Once completed, your FAFSA form will be submitted for processing.

Contributor(s)	Role	Date Added	Status
Mark Price	Parent	8/28/2024	Invite Sent



Track and Manage Your FAFSA® Form and Contributors
Your application has been added to the "My Activity" page in your StudentAid.gov account. Visit this page to keep track of your FAFSA status; review, edit, or delete information on your form; and monitor the status of your contributor(s).

View Status


Dependent Student Section Complete (Continued)


This is a continuation of the student section complete page. This page displays information for the student about next steps, including checking their email and a reminder that their FAFSA® form is not completed and can't be submitted until the parent completes the contributor section of the form and signs it. Next, in this scenario, the student's invited parent will enter the FAFSA form and complete the parent section.

Here's What You Can Do Next

-  **Check Your Email**
You'll receive an email version of this page at the following email address:
599888061test@testcod.edu.
-  **Action Still Needed**
The contributor(s) you selected will receive an email invitation to join your form.

Things You Should Know

 **View Your FAFSA® Submission Summary**
Once your application is complete and submitted, you can view your FAFSA Submission Summary, a summary of the information you provided on your FAFSA form. You'll be able to access the FAFSA Submission Summary one to three days after you submit your application by logging back in with your account username and password (FSA ID).

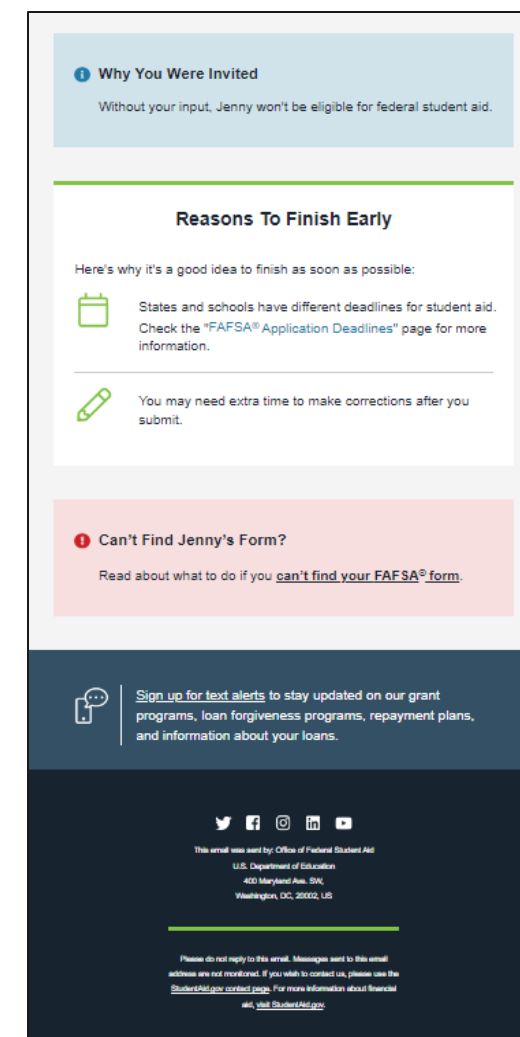
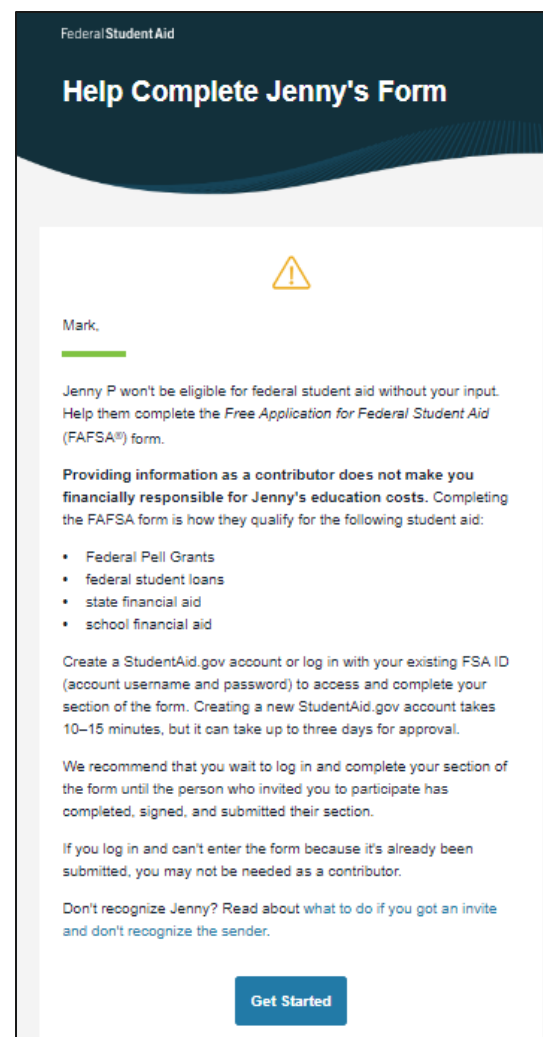
 **Questions About The FAFSA® Process?**
Visit the "FAFSA Help" page for more information.
[Get Help](#)

We strongly recommend that your parent(s) complete their own section. If that isn't possible, you can manually provide their information, but you will not be eligible for federal student aid, including grants and loans, until they provide consent and approval, and sign the form.

[Provide Parent Information Manually](#)

Dependent Student's Parent Email

This is NOT a view within StudentAid.gov or the FAFSA® form. This view demonstrates a parent opening the FAFSA invitation from their email. The parent selects "Get Started" and is taken to StudentAid.gov.



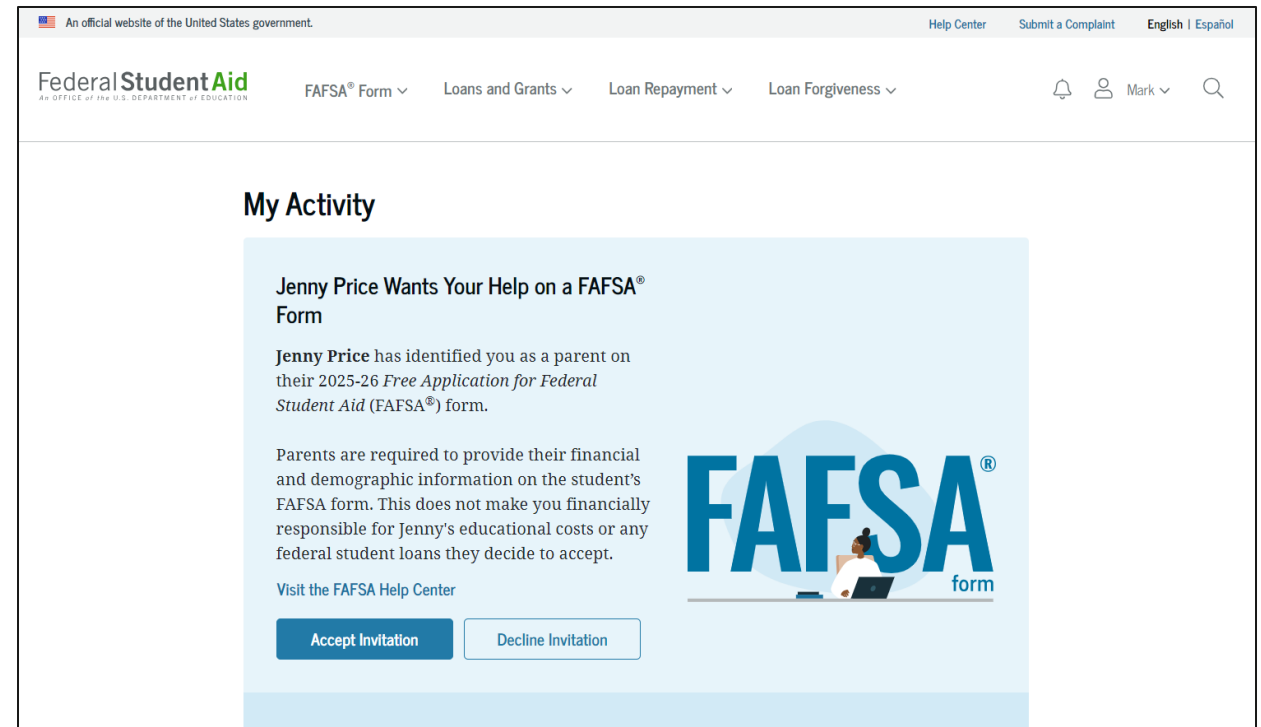
Dependent Student's Parent Log In

The parent is taken from their email to the "Log In" page to enter their credentials. To access the FAFSA® form, all users are required to have an FSA ID (StudentAid.gov account username and password). If the parent doesn't have an FSA ID, they can select "Create an Account."

The screenshot shows the Federal Student Aid website's login interface. At the top, there is a navigation bar with links for 'Help Center', 'Submit a Complaint', and 'English | Español'. Below this, a secondary navigation bar includes the 'FederalStudentAid' logo, 'An OFFICE of the U.S. DEPARTMENT of EDUCATION', and several menu items: 'FAFSA® Form', 'Loans and Grants', 'Loan Repayment', and 'Loan Forgiveness'. A 'Log In | Create Account' link is also present. The main content area features a 'Log In' section with a blue arrow icon. It contains two input fields: 'Email, Phone, or FSA ID Username' (with the placeholder text 'test595011623') and 'Password' (with masked characters and a 'Show Password' link). A prominent blue 'Log In' button is located below these fields. Underneath the button are links for 'Forgot My Username' and 'Forgot My Password', followed by a 'Create an Account' link. At the bottom of the login section is a link that says 'Help Me Log In to My Account'. The footer of the page includes links for 'Help Center', 'Contact Us', and 'Site Feedback', as well as 'About Us', 'Announcements', 'Data Center', 'Resources', and 'Forms Library'. The Federal Student Aid logo and 'An OFFICE of the U.S. DEPARTMENT of EDUCATION' are repeated at the very bottom, along with social media icons and links to 'Notices', 'usa.gov', 'vote.gov', 'ed.gov', and 'Site Feedback'.

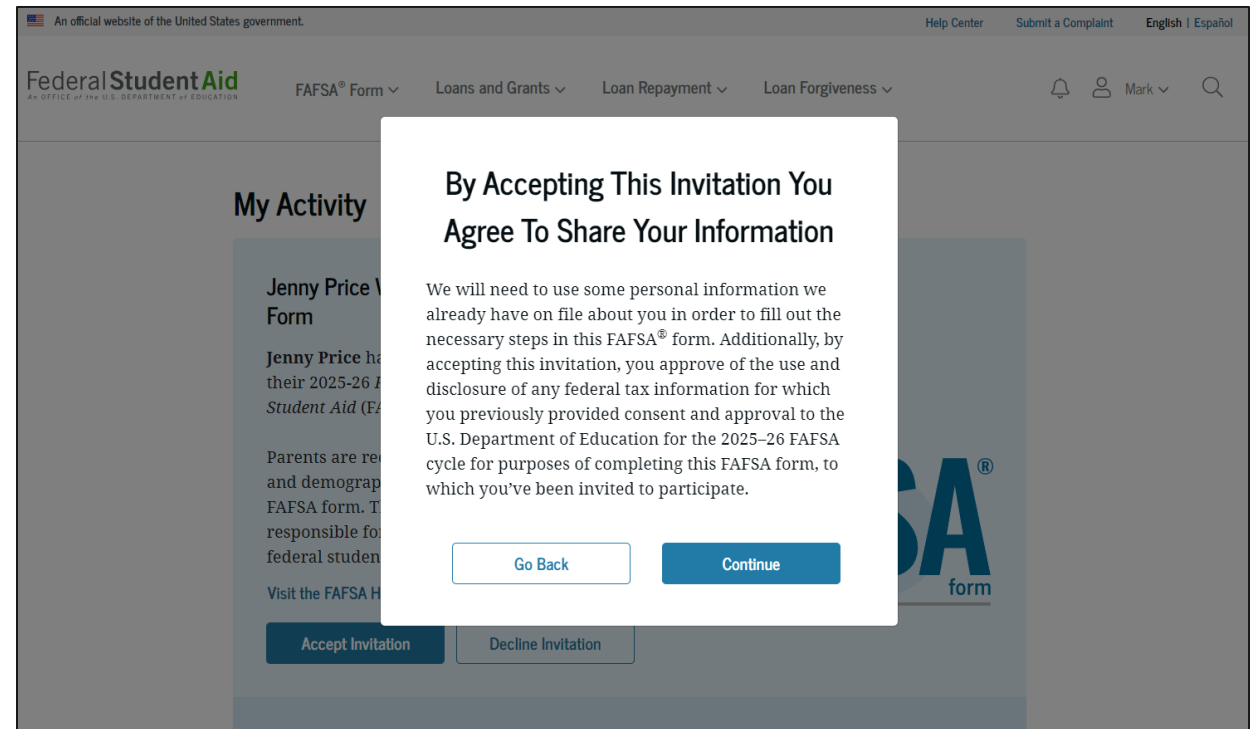
Parent Status Center – My Activity

After successfully logging in, the parent is taken to their "My Activity" section. The parent sees an invitation to be a contributor on the student's FAFSA® form.



Parent Status Center – My Activity (Continued)

When the parent selects "Accept Invitation," a pop-up window appears to remind the parent that their personal information is needed to fill out the student's FAFSA® form. The parent selects "Continue" to agree to sharing their information and enters the FAFSA form.



Dependent Student's Parent Onboarding (1 of 4)

When the parent enters a 2025–26 FAFSA® form for the first time, they are taken through the FAFSA onboarding process. The first onboarding page provides an introduction of the FAFSA form and an accompanying video.

The screenshot shows the FAFSA 2025-26 Parent Onboarding page. At the top, the FAFSA logo is followed by "FORM 2025-26" and a user icon with the text "Parent of Jenny Price". Below this is a blue banner that reads "Understanding the FAFSA® Form" with "1 of 4" underneath. The main heading is "What is the FAFSA® form?". A light blue box contains the text: "Use the *Free Application for Federal Student Aid* (FAFSA®) form to apply for grants, scholarships, work-study funds, and loans for college, career school, or graduate school." Below this is a video player showing a video titled "What Is FAFSA®?" with a subtitle "What is FAFSA® and why is it important?". The video player includes a "Watch later" button, a "Share" button, and a "Watch on YouTube" button. At the bottom of the page are two buttons: "Previous" and "Continue".

Dependent Student's Parent Onboarding (2 of 4)

The second FAFSA® onboarding page provides information about contributors that may be required to participate in the student's FAFSA form, including an accompanying video that explains contributors, and information on how the parent will invite them. Documents that may be needed to fill out the form are also included on this page.

FAFSA® FORM 2025-26 Parent of Jenny Price

Understanding the FAFSA® Form

2 of 4

Contributors to the FAFSA® Form

Who is a contributor on the 2024-25 FAFSA® form?

Watch later Share

Watch on YouTube

Parents or Spouses
Answers on the FAFSA form will determine if any contributors need to be identified. These contributors will complete their own sections of the form and are asked to provide personal and financial information, but they will not be financially responsible for the student's education.

How To Invite
Contributors will need to log in with their own FSA ID to provide their information. To invite a contributor to a FAFSA form, you'll need to provide their name, date of birth, Social Security number (if they have one), and email address.

Information or Documents You May Need

Previous Continue

Dependent Student's Parent Onboarding (3 of 4)

The third FAFSA® onboarding page provides information about what the parent can expect when completing the student's FAFSA form. This includes information about consent and approval, a time estimate to complete the form, and that they can save the form and return later if needed, along with an accompanying video.

The screenshot shows the FAFSA 2025-26 Parent Onboarding page for a parent named Jenny Price. The page is titled 'Understanding the FAFSA® Form' and is the 3rd of 4 steps. The main heading is 'What To Expect' with a subtext 'How long will this take? 1 hour'. The text explains that every contributor must provide consent and approval for the student to be eligible for federal student aid, and that the form can be saved and returned to later. A video player is embedded, showing a person with a question mark and the text 'What Does It Mean To Provide Co... What does it mean to provide consent and approval on the 2024-25 FAFSA® form?'. The video player has 'Watch later' and 'Share' buttons. At the bottom, there are 'Previous' and 'Continue' buttons.

Dependent Student's Parent Onboarding (4 of 4)

The last onboarding page provides information about what to expect once the FAFSA® form is completed, submitted, and processed. On this page, the parent selects "Start FAFSA Form" to begin the parent section.

FAFSA FORM 2025-26 Parent of Jenny Price

Understanding the FAFSA® Form

4 of 4

After Submitting the FAFSA® form

Once the student's FAFSA form is submitted, the student will need to check on its status and make corrections, if required.

What Happens After Submitting Your FAFSA® Form?

Watch on YouTube

- The student's form will be processed in one to three days.
- The student will receive a FAFSA Submission Summary. It will include their Student Aid Index (SAI), an index number used to determine federal student aid eligibility.
- Schools will use the student's SAI to create their financial aid offer that explains the types and amounts of aid they are offering to the student. Most schools only send an aid offer when they accept a student for admission.

Previous Start FAFSA Form

Dependent Student's Parent Identity Information

This is the first page within the parent section. The parent can verify that their personal information is correct. To update any of the personal information, the parent must access their Account Settings on StudentAid.gov.

The screenshot shows the FAFSA 2025-26 Parent Identity Information page. The header includes the FAFSA logo, the text 'FORM 2025-26', and a user profile icon with the text 'Parent of Jenny Price'. On the right, there are links for 'Save' and 'FAFSA Menu'. The main content area is titled 'Parent Identity Information' and includes a instruction: 'Review the Information below and verify that it's correct before moving forward.' Below this, the following information is displayed: Name: Mark P Price, Date of Birth: 02/15/2006, Social Security Number: ***-**-8046, Email Address: 599888046test@testcod.edu, and Mobile Phone Number: (555) 557-6007. At the bottom, there is a link to 'Account Settings' with the text: 'To update this information for all U.S. Department of Education communications, go to Account Settings.'

FAFSA[®] FORM 2025-26 Parent of Jenny Price Save | FAFSA Menu

Parent Identity Information

Review the Information below and verify that it's correct before moving forward.

Name
Mark P Price

Date of Birth
02/15/2006

Social Security Number
***-**-8046

Email Address
599888046test@testcod.edu

Mobile Phone Number
(555) 557-6007

To update this information for all U.S. Department of Education communications, go to [Account Settings](#).

Dependent Student's Parent Identity Information (Continued)

This is a continuation of the first page within the parent section. The parent can verify their mailing address on this part of the page. To update this information, the parent must access their Account Settings on StudentAid.gov.

Permanent Mailing Address
Include apartment number.
123 Test

City
Test

State
CA

Zip Code
12345

Country ?

United States (US)

Continue

Dependent Student's Parent Provides Consent and Approval

This page informs the parent about consent, approval, and the use of their federal tax information. By providing consent and approval, the parent's federal tax information is transferred directly into the FAFSA® form from the IRS to help complete the "Parent Financials" section.

FAFSA® FORM
2025-26

Parent of Jenny Price

Save | FAFSA Menu

Provide Consent and Approval or the Student Won't Be Eligible for Federal Student Aid

Summary

Your consent and approval are needed to retrieve and disclose federal tax information. With your consent and approval, we can obtain tax return information automatically from the IRS to help you complete your section of the student's FAFSA® form. If you don't provide consent and approval, the student will not be eligible for federal student aid, including grants and loans. You must provide consent and approval even if you didn't file a U.S. federal tax return or any tax return.

→ Get your 2023 tax return information for the 2025-26 FAFSA form.

→ Federal tax information is used to determine the student's eligibility for federal student aid.

→ Tax return information is required to complete the FAFSA form.

By accepting below, I consent to the disclosure of information about me, as described below, and further affirmatively approve of the receipt and use of my federal tax information and to the U.S. Department of Education (ED)'s redisclosure of my federal tax information, as described below. By accepting below, I consent to and affirmatively approve of, as applicable, the following:

1. ED may disclose my Social Security number/Individual Taxpayer Identification Number, last name, date of birth, unique identifier, the tax year for which federal tax information is required, and the date and timestamp of my approval for the use of my federal tax information in determining eligibility by ED for which approval is provided to the U.S. Department of the Treasury, Internal Revenue Service (IRS). I understand that in response to such a request from ED, the IRS shall then disclose my federal tax information to "authorized persons" (i.e., specifically designated officers and employees of ED and its contractors [as defined in 26 U.S.C. § 6103(i)(13)(E)] for the purpose of determining eligibility for and the amount of federal student aid under a program authorized under subpart 1 of part A, part C, or part D of Title IV of the Higher Education Act of 1965, as amended, for myself or an applicant for federal student aid who has requested that I share my federal tax information on their Free Application for Federal Student Aid (FAFSA®) form.
2. Authorized persons at ED and its contractors (as defined in 26 U.S.C. § 6103(i)(13)(E)) may use my federal tax information for the purpose of determining the eligibility for and amount of federal student aid under a program authorized under subpart 1 of part A, part C, or part D of Title IV of the Higher Education Act of 1965, as amended, for myself or a FAFSA applicant who has requested that I share my federal tax information on the FAFSA form.
3. ED may redisclose my federal tax information received from the IRS pursuant to 26 U.S.C. § 6103(i)(13)(D)(iii) to the following entities solely for the use in the application, award, and administration of financial aid:
 - o Institutions of higher education participating in the federal student aid programs authorized under subpart 1 of part A, part C, or part D of Title IV of the Higher Education Act of 1965, as amended

Dependent Student's Parent Provides Consent and Approval (Continued)

This is a continuation of the consent and approval page. Frequently asked questions about consent and approval are also provided that the parent can expand and collapse. The parent selects "Approve" to provide consent and approval, and they are taken to the next page.

- o State higher education agencies
- o Scholarship organizations designated prior to Dec. 19, 2019, by the secretary of education
- o Contractors of institutions of higher education and state higher education agencies to administer aspects of the institution's or state agency's activities for the application, award, and administration of such financial aid

4. ED may redisclose my federal tax information to another FAFSA applicant's FAFSA form(s) for which I elect to participate. By accepting an invitation and affirmation to participate in another individual's FAFSA form, my federal tax information will be redisclosed to the additional application. I understand that I may decline an invitation to participate, which will prevent the transfer of my federal tax information to that FAFSA form.

By consenting and providing my affirmative approval, I further understand the following:

1. My consent and affirmative approval are required, as a condition of my eligibility or the eligibility of a FAFSA applicant who has requested that I share my federal tax information on their FAFSA form, for federal student aid under a program authorized under subpart 1 of part A, part C, or part D of Title IV of the Higher Education Act of 1965, as amended, even if I did not file a U.S. federal tax return.
2. I am providing my written consent for the redisclosure of my federal tax information by ED to include, but not limited to, institutions of higher education, state higher education agencies, designated scholarship organizations, their respective contractors and auditors, other family members participating in the FAFSA form, Office of Inspector General, under 26 U.S.C. § 6103(i) (13)(D), and with my further express written consent obtained by an institution of higher education, the redisclosure of FAFSA information pursuant to the terms and conditions of 20 U.S.C. § 1098h(c).
3. Any federal tax information received from the IRS at a later date shall supersede any manually entered financial or income information on the FAFSA form.
4. ED may request updated federal tax information from the IRS once my consent and approval are provided. If federal tax information has changed (e.g., amended tax return filed with revised information), then eligibility for and amounts of federal, state, and institutional financial aid may change.
5. If I do not consent to the redisclosure of my federal tax information to institutions of higher education, state higher education agencies, designated scholarship organizations, and their respective contractors, ED will be unable to calculate my eligibility for federal student aid or the eligibility of a FAFSA applicant who has requested that I share my federal tax information on their FAFSA form.

By accepting below, I consent electronically to the use of my StudentAid.gov account username and password (FSA ID) as my signature and certify under penalty of perjury under the laws of the United States of America, that the foregoing is true and correct. I understand that any falsification of this statement is punishable under the provisions of 18 U.S.C. § 1001 by a fine, imprisonment of not more than five years, or both, and that the knowing and willful request for or acquisition of records pertaining to an individual under false pretenses is a criminal offense under the Privacy Act of 1974, subject to a fine of not more than \$5,000 fine (5 U.S.C. § 552(a)(1)(3)). By accepting and submitting my part of the FAFSA, my execution (including date and time) of consent and approval will be logged in ED's Person Authentication Service System of Record (18-11-12).

Frequently Asked Questions

Who should provide consent and approval?



If I'm married and didn't file a joint tax return with my current spouse, does my spouse have to provide consent and approval for you to access their tax information?



What happens after I provide consent and approval?



What happens if I decline consent and approval?



Select "Approve" to consent and approve for the use of your federal tax information to determine the student's eligibility for federal student aid. If you select "Decline," the student will not be eligible for federal student aid.

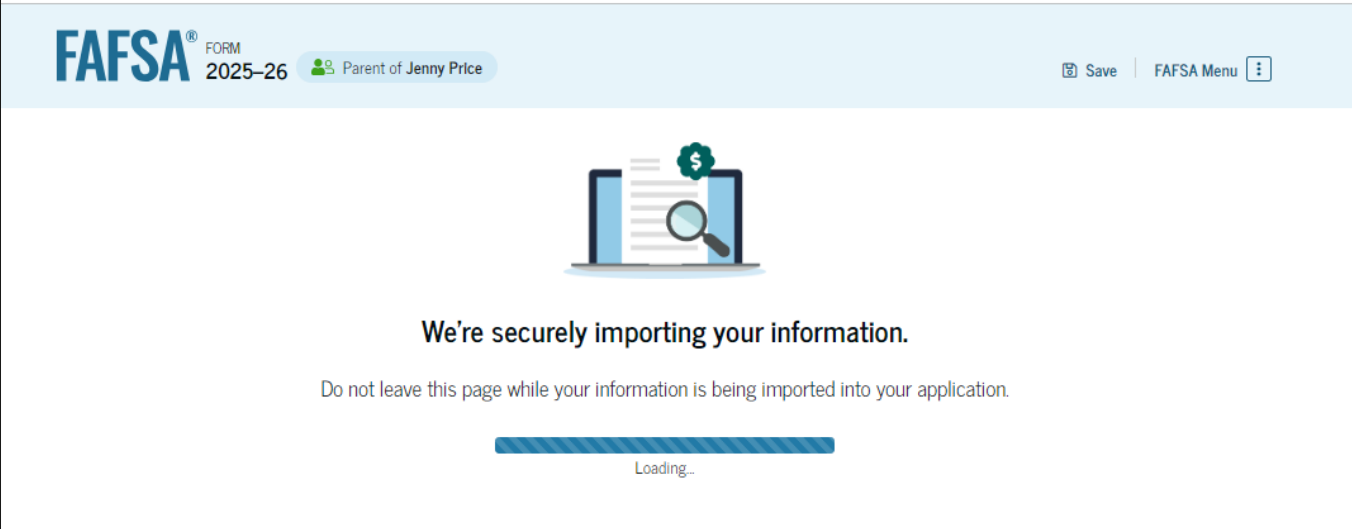
Previous

Decline

Approve

Dependent Student's Parent Imports IRS Information

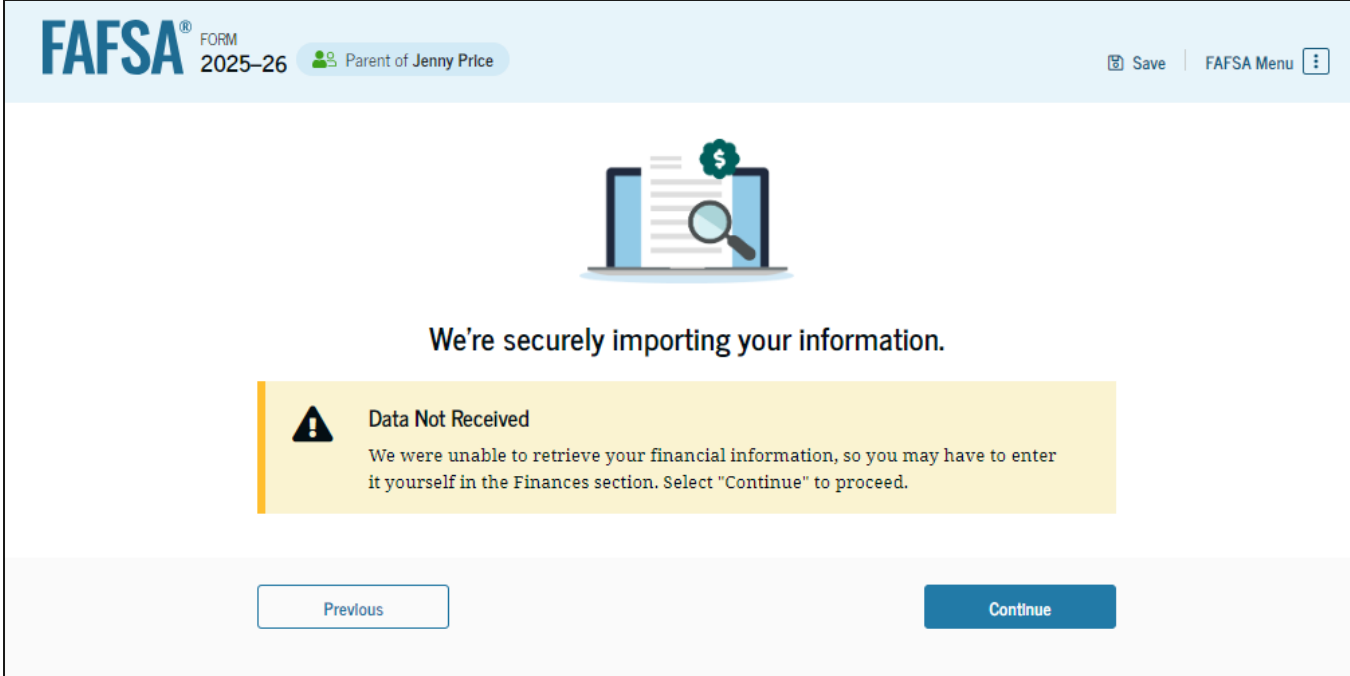
This page imports the parent's federal tax information by directly transferring it into the FAFSA® form from the IRS to help complete the "Parent Financials" section.



The screenshot shows the FAFSA 2025-26 interface for a parent named Jenny Price. The header includes the FAFSA logo, the form year (2025-26), and the user's name. There are links for 'Save' and 'FAFSA Menu'. The main content area features an illustration of a laptop with a magnifying glass and a dollar sign, indicating the import of financial information. Below the illustration, a message states: 'We're securely importing your information. Do not leave this page while your information is being imported into your application.' A blue progress bar is shown, followed by the text 'Loading...'.

Dependent Student's Parent Imports IRS Information (Continued)

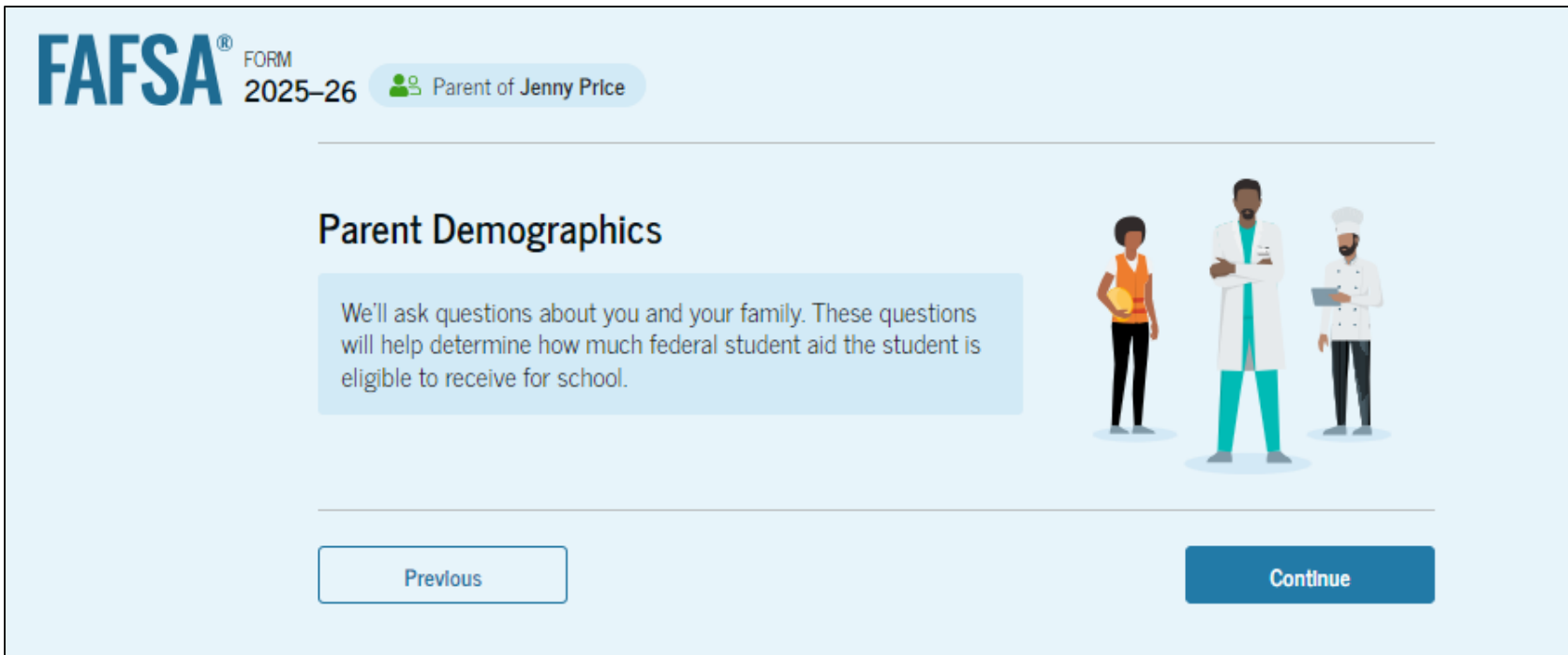
This page displays the results from the IRS import for the parent. For this scenario, the parent is contributing to a new FAFSA® form and there is no federal tax information available from the IRS.



The screenshot shows the FAFSA 2025-26 interface for the parent of Jenny Price. The header includes the FAFSA logo, the form year (2025-26), the user's name (Parent of Jenny Price), and options to Save or view the FAFSA Menu. The main content area features an illustration of a laptop with a magnifying glass and a dollar sign, indicating a search or import process. Below this, a message states: "We're securely importing your information." A yellow warning box with an exclamation mark icon contains the text: "Data Not Received. We were unable to retrieve your financial information, so you may have to enter it yourself in the Finances section. Select 'Continue' to proceed." At the bottom, there are two buttons: "Previous" and "Continue".

Introduction: Dependent Student's Parent Demographics

This is the first page in the "Parent Demographics" section. It provides an overview of the section.



The screenshot shows the FAFSA 2025-26 interface. At the top left is the FAFSA logo with 'FORM 2025-26'. To its right is a user identifier 'Parent of Jenny Price' with a person icon. The main heading is 'Parent Demographics'. Below it, a light blue box contains the text: 'We'll ask questions about you and your family. These questions will help determine how much federal student aid the student is eligible to receive for school.' To the right of this text is an illustration of three people: a woman in an orange vest, a man in a white lab coat, and a man in a chef's uniform. At the bottom are two buttons: 'Previous' (light blue) and 'Continue' (dark blue).

FAFSA[®] FORM 2025-26 Parent of Jenny Price

Parent Demographics

We'll ask questions about you and your family. These questions will help determine how much federal student aid the student is eligible to receive for school.

Previous Continue

Dependent Student's Parent Current Marital Status

The parent is asked about their current marital status. They select the "Married (not separated)" option.

The screenshot shows the FAFSA 2025-26 form for the parent of Jenny Price. The form is titled "FAFSA FORM 2025-26" and includes a "Save" button and a "FAFSA Menu" button. A progress bar at the top indicates three steps: 1. Demographics, 2. Financials (marked with a checkmark), and 3. Signature. The current section is "Parent Current Marital Status" with a help icon. It contains seven radio button options: "Single (never married)", "Unmarried and both legal parents living together", "Married (not separated)" (which is selected and highlighted with a blue border), "Remarried", "Separated", "Divorced", and "Widowed". At the bottom of the form are "Previous" and "Continue" buttons.

FAFSA FORM 2025-26 Parent of Jenny Price Save FAFSA Menu

1 Demographics 2 Financials 3 Signature

Parent Current Marital Status ⓘ

☐ Single (never married)

☐ Unmarried and both legal parents living together

☒ Married (not separated)

☐ Remarried

☐ Separated

☐ Divorced

☐ Widowed

Previous Continue

Dependent Student's Parent State of Legal Residence

The parent is asked about their state of legal residence. The parent selects the state from a drop-down box and provides the month and year when they became a legal resident.

The screenshot shows the FAFSA 2025-26 form for the parent of Jenny Price. The form is titled "FAFSA® FORM 2025-26" and includes a "Save" button and a "FAFSA Menu" icon. A progress bar at the top indicates three steps: 1. Demographics, 2. Financials (marked with a checkmark), and 3. Signature. The current section is "Parent State of Legal Residence". It contains a "State" dropdown menu with "Georgia (GA)" selected. Below this is a section titled "Date the Parent Became a Legal Resident of Georgia (GA)" with "Month" and "Year" dropdown menus. The "Month" is set to "01" and the "Year" is set to "1988". There are "Previous" and "Continue" buttons at the bottom.

FAFSA® FORM 2025-26 Parent of Jenny Price Save FAFSA Menu

1 Demographics 2 Financials 3 Signature

Parent State of Legal Residence

State ①
Georgia (GA)

Date the Parent Became a Legal Resident of Georgia (GA)

Month Year
01 1988 ①

Previous Continue

Introduction: Dependent Student's Parent Finances


This is the first page within the "Parent Financials" section. It provides an overview of the section.

FAFSA[®] FORM
2025–26

Parent Finances

The FAFSA[®] form helps determine the student's eligibility for federal student aid. We ask about your financial information in this section.

What if you have special financial circumstances?



[Previous](#)[Continue](#)

Dependent Student's Parent Federal Benefits Received

This page asks the parent if they or anyone in their family has received federal benefits. The parent selects "None of these apply."

The screenshot shows the FAFSA 2025-26 interface for the 'Parent of Jonny Price'. The progress bar at the top indicates three steps: 1. Demographics (completed), 2. Financials (current), and 3. Signature. The 'Federal Benefits Received' section includes a green informational box stating that questions do not affect federal student aid eligibility. Below this, a question asks if the parent or anyone in their family received benefits from any of the following federal programs during 2023 or 2024. A list of programs follows, each with an unchecked checkbox: Earned Income Credit (EIC), Federal Housing Assistance, Free or Reduced Price School Lunch, Medicaid, Refundable Credit for Coverage Under a Qualified Health Plan (QHP), Supplemental Nutrition Assistance Program (SNAP), Supplemental Security Income (SSI), Temporary Assistance for Needy Families (TANF), and Special Supplemental Nutrition Program for Women, Infants, and Children (WIC). The 'None of these apply.' option at the bottom is selected with a checked checkbox. 'Previous' and 'Continue' buttons are at the bottom of the page.

FAFSA® FORM 2025-26 Parent of Jonny Price Save FAFSA Menu 1

1 Demographics 2 Financials 3 Signature

Federal Benefits Received

Questions Don't Affect Federal Student Aid Eligibility
Your answers to these questions will not affect the student's eligibility for federal student aid or these federal benefits.

At any time during 2023 or 2024, did the parent or anyone in their family receive benefits from any of the following federal programs? ⓘ
Select all that apply:

- ☐ Earned Income Credit (EIC) ⓘ
- ☐ Federal Housing Assistance ⓘ
- ☐ Free or Reduced Price School Lunch ⓘ
- ☐ Medicaid ⓘ
- ☐ Refundable Credit for Coverage Under a Qualified Health Plan (QHP) ⓘ
- ☐ Supplemental Nutrition Assistance Program (SNAP) ⓘ
- ☐ Supplemental Security Income (SSI) ⓘ
- ☐ Temporary Assistance for Needy Families (TANF) ⓘ
- ☐ Special Supplemental Nutrition Program for Women, Infants, and Children (WIC) ⓘ
- ☒ None of these apply.

Previous Continue

Dependent Student's Parent Tax Filing Status

This page asks the parent about their tax filing status. The parent selects "Yes" to "Did or will the parent file a 2023 IRS Form 1040 or 1040-NR?" and "Yes" to "Did or will the parent file a 2023 joint tax return with their current spouse?"

The screenshot shows the FAFSA 2025-26 interface for a parent of Jenny Price. The top navigation bar includes the FAFSA logo, the form year (2025-26), the parent's name, and links for Save and FAFSA Menu. A progress indicator shows three steps: 1. Demographics (completed), 2. Financials (current), and 3. Signature. The main heading is "Parent Tax Filing Status". There are two questions, each with "Yes" and "No" radio button options. The first question is "Did or will the parent file a 2023 IRS Form 1040 or 1040-NR?" and the second is "Did or will the parent file a 2023 joint tax return with their current spouse?". Both "Yes" options are selected. At the bottom, there are "Previous" and "Continue" buttons.

FAFSA[®] FORM 2025-26 Parent of Jenny Price Save FAFSA Menu

1 Demographics 2 Financials 3 Signature

Parent Tax Filing Status

Did or will the parent file a 2023 IRS Form 1040 or 1040-NR? ⓘ

☒ Yes ☐ No

Did or will the parent file a 2023 joint tax return with their current spouse? ⓘ

☒ Yes ☐ No

Previous Continue

Dependent Student's Parent Family Size

This page displays the family size for the student. The parent has the option to enter the number of children or other dependents who live with the parent and will receive more than half of their support from the parent between July 1, 2025, and June 30, 2026.

The screenshot shows the FAFSA 2025-26 interface for a parent of Jenny Price. The progress bar indicates three steps: Demographics (completed), Financials (current), and Signature. The 'Family Size' section explains that the system has assumed a family size of 4 based on previous answers. A breakdown shows: Parent: 1, Parent Spouse or Partner: 1, Student: 1, and Parent's Children and Other Dependents: 1. A text box prompts the user to enter the number of children or other dependents who live with the parent and will receive more than half of their support from the parent between July 1, 2025, and June 30, 2026. It includes instructions to include dependent children who meet criteria, even if they live apart because of college enrollment, and to not include the student applicant. A text input field contains the number '1' with an information icon. At the bottom are 'Previous' and 'Continue' buttons.

FAFSA[®] FORM 2025-26 Parent of Jenny Price Save FAFSA Menu

Demographics Financials Signature

Family Size

Based on answers to previous questions, we've made some assumptions about your family. The student and the student's parent (and parent's spouse, if married) are always included in the family size. The box below shows your family size based on our assumptions and the number of children or other dependents you report.

The parent's family size is **4**.

Parent: 1 Parent Spouse or Partner: 1 Student: 1 Parent's Children and Other Dependents: 1

Enter the number of children or other dependents who live with the parent and will receive more than half of their support from the parent between July 1, 2025, and June 30, 2026.

Include dependent children who meet these criteria, even if they live apart because of college enrollment. Do not include the student applicant.

1 ⓘ

Previous Continue

Dependent Student's Parent Number in College

This page asks the parent how many people in the family will be in college between July 1, 2025, and June 30, 2026. The parent enters a response into the entry field.

The screenshot shows the FAFSA 2025-26 interface for a parent of Jenny Price. The progress bar indicates three steps: Demographics (completed), Financials (current), and Signature. The 'Number in College' question asks how many of the 4 people in the parent's family will be in college between July 1, 2025, and June 30, 2026. A note specifies not to include the parent(s). The answer field contains the number '1'. The 'Previous' and 'Continue' buttons are at the bottom.

FAFSA® FORM 2025-26 Parent of Jenny Price Save FAFSA Menu

Demographics Financials Signature

Number in College

Out of the 4 people in the parent's family, how many will be in college between July 1, 2025, and June 30, 2026?

Do not include parent(s).

1 ⓘ

Previous Continue

Dependent Student's Parent Tax Return Information

The parent is asked questions about their 2023 tax return. The parent enters a response in each entry field.

FAFSA® 2025-26 Parent of Jerry Price

Demographics Financials Signature

Parent 2023 Tax Return Information

Refer to the parent's 2023 tax return to answer the following questions.
(If the answer is zero or the question does not apply, enter 0.)

1 Report Combined Taxes
Report the combined tax information for the parent and their spouse.

Where to find this information on the tax form

Filing Status

☐ Single

☐ Head of household

☒ Married filing jointly

☐ Married filing separately

☐ Qualifying surviving spouse

Income Earned From Work

\$ 5,000 .00

Tax Exempt Interest Income

\$ 0 .00

Unpaid Portions of IRA Distributions

\$ 0 .00

Unpaid Portions of Pensions

\$ 0 .00

Adjusted Gross Income

\$ 3,000 .00

Income Tax Paid

\$ 1,000 .00

IRA Deductions and Payments to Self-Employed SEP, SIMPLE, and Qualified Plans

\$ 0 .00

Education Credits (American Opportunity Tax Credit and Lifetime Learning Tax Credit)

\$ 0 .00

Did the parent file a Schedule A, B, D, E, F, or H with their 2023 IRS Form 1040?

☐ Yes

☒ No

☐ Don't know

Net Profit or Loss From IRS Form 1040 Schedule C

\$ 0 .00

Amount of College Grants, Scholarships, or AmeriCorp Benefits Reported as Income to the IRS

The parent paid taxes on these grants, scholarships, or benefits. These usually apply to those completing their FAFSA® form again, not to first-time applicants. If married, include amount parent's spouse/partner received.

\$ 0 .00

Foreign Earned Income Exclusion

\$ 0 .00

Previous Continue

Dependent Student's Parent Assets

The parent is asked about their assets.
The parent enters a response in each
entry field.

The screenshot shows the FAFSA 2025-26 Financials section for a parent of Jenny Price. The progress bar indicates three steps: Demographics (completed), Financials (current), and Signature. A message box states: "Report Combined Assets and Child Support Received. Report the combined assets and child support received for both parents." The section is titled "Annual Child Support Received" with the instruction: "Enter the total amount of child support the parent received for the last complete calendar year." The input field shows \$0.00. Below this is the "Parent Assets" section. The first item is "Total Amount of Cash, Savings, and Checking Accounts on the Date the FAFSA Form Was First Submitted" with the instruction: "Don't include student aid." The input field shows \$300.00. The second item is "Net Worth of Investments, Including Real Estate, on the Date the FAFSA Form Was First Submitted" with the instruction: "Don't include the home the parent lives in. Net worth is the value of the investments minus any debts owed against them." The input field shows \$0.00. The third item is "Net Worth of Businesses and Investment Farms on the Date the FAFSA Form Was First Submitted" with the instruction: "Enter the net worth of the parent's businesses and for-profit agricultural operations. Net worth is the value of the businesses and farms minus any debts owed against them." The input field shows \$0.00. At the bottom are "Previous" and "Continue" buttons.

FAFSA[®] FORM 2025-26 Parent of Jenny Price Save FAFSA Menu

1 Demographics 2 Financials 3 Signature

Report Combined Assets and Child Support Received
Report the combined assets and child support received for both parents.

Annual Child Support Received
Enter the total amount of child support the parent received for the last complete calendar year.

\$ 0 .00

Parent Assets

Total Amount of Cash, Savings, and Checking Accounts on the Date the FAFSA Form Was First Submitted
Don't include student aid.

\$ 300 .00

Net Worth of Investments, Including Real Estate, on the Date the FAFSA Form Was First Submitted
Don't include the home the parent lives in. Net worth is the value of the investments minus any debts owed against them.

\$ 0 .00

Net Worth of Businesses and Investment Farms on the Date the FAFSA Form Was First Submitted
Enter the net worth of the parent's businesses and for-profit agricultural operations. Net worth is the value of the businesses and farms minus any debts owed against them.

\$ 0 .00

Previous Continue

Dependent Student's Other Parent Information

The parent is asked to provide information about their spouse or partner. In this example, the other parent does not need to contribute to the student's FAFSA® form because the parents filed taxes jointly. After providing the other parent's information, all required parent information will be complete.

The screenshot shows the FAFSA 2025-26 form for the 'Parent of Jimmy Price'. The form is titled 'Parent Spouse's or Partner's Information' and includes instructions: 'Enter the following information about the parent spouse or partner. If they already have a StudentAid.gov account username and password (FSA ID), the information entered here must exactly match that account. Only the email address doesn't need to match. We highly recommend you provide the necessary information on this page, and select either "Continue" or "Save" before exiting the form. IMPORTANT: If your contributor doesn't have a Social Security number, you may encounter an issue that impacts your ability to add them to your form. If you receive this error, review the [guidance and recommended workaround](#) and try again.'

The form fields are as follows:

- First Name:** Ally
- Last Name:** Price
- Date of Birth:** Month: 02, Day: 13, Year: 1981
- Social Security Number (SSN):** ***-**-6263 (with a 'SHOW SSN' link)
- ☐ The parent spouse or partner doesn't have an SSN.
- Email Address:** allyp@gmail.com
- Confirm Email Address:** allyp@gmail.com

Navigation buttons at the bottom are 'Previous' and 'Continue'.

Dependent Student's Parent Review Page

The review page displays the responses that the parent has provided in the FAFSA® form. The parent can only view responses within the parent section of the student's FAFSA form. The parent can view all their responses by selecting "Expand All" or expand each section individually. To edit a response, the parent can select the question's hyperlink to be taken to the corresponding page.

The screenshot shows the FAFSA Parent Review Page for the 2025-26 form year. The user is logged in as the parent of Jenny Price. The page has a light blue header with the FAFSA logo, form year, and user name. A 'Save' button and a 'FAFSA Menu' link are in the top right. The main content area has a light blue background. A section titled 'Continue To Sign Your Form' includes a summary of the information provided and a note to continue once ready to submit. To the right of this text is an illustration of a family riding bicycles. Below this is a green box with a checkmark icon and the text 'Scroll To Continue', instructing the user to scroll to the bottom of the page to continue. The 'Parent Sections' section is titled and has an 'Expand All' link. It contains three expandable sections: 'Introduction Personal Identifiers', 'Section 1 Demographics', and 'Section 2 Financials'. Each section has a green checkmark icon and a dropdown arrow. At the bottom of the page are 'Previous' and 'Continue' buttons.

Dependent Student's Parent Signature

On this page, the parent acknowledges the terms and conditions of the FAFSA® form and signs their section. Since all required sections are complete, the parent can both sign and submit the student's FAFSA form.

The screenshot shows the FAFSA 2025-26 Parent Signature page for Jenny Price. The page has a light blue header with the FAFSA logo, the form year, the parent's name, and a 'Save' button. A progress bar at the top indicates three steps: Demographics (completed), Financials (completed), and Signature (current step). The main heading is 'Sign and Submit the FAFSA® Form'. Below this is a green-bordered box titled 'Summary' containing text about the form's legal nature and a warning not to share the FSA ID. Below the summary, there is a section for the parent to certify the accuracy of the information provided, followed by a list of items to be verified: information that will verify the accuracy of the completed form, and U.S. or foreign income tax forms that you filed or are required to file. Below this is a section for the parent to certify that they understand the secretary of education has the authority to verify information reported on the application. This is followed by a section for the parent to certify that they understand the federal student aid programs and that they are the person identified by the username and password, and/or any other credential and have not disclosed that username and password, and/or any other credential to anyone else. If you purposefully give false or misleading information, including applying as an independent student without meeting the unusual circumstances required to qualify for such a status, you may be subject to criminal penalties under 20 U.S.C. 1097, which may include a fine up to \$20,000, imprisonment, or both. Below this is a section for the parent to authorize the U.S. Department of Education to disclose all information you provided on this application, as required under Section 483(a)(2)(D)(i) of the Higher Education Act of 1965, as amended, to the institutions identified herein, state higher education agencies (in the student's state of residence and the states in which the institutions identified herein are located), and designated scholarship organizations to assist with the application, award, and administration of federal, state, or institutional financial aid programs and designated scholarship programs. Notwithstanding this authorization, the name of an institution the student selected to authorize such disclosure shall not be shared with any other institution. Below this is a section for the parent to sign for themselves and submit the application for Jenny Price (Student). At the bottom, there is a checkbox labeled 'I, Mark Price, agree to the terms outlined above.' and two buttons: 'Previous' and 'Sign and Submit'.

FAFSA® FORM 2025-26 Parent of Jenny Price Save FAFSA Menu

Demographics Financials Signature

Sign and Submit the FAFSA® Form

Summary
This page confirms that you understand the terms and conditions of the FAFSA® form and filled out the form accurately to the best of your ability.
The FAFSA form is a legal document you will electronically sign with your account username and password (FSA ID). Because your FSA ID is associated with your personal information, do not share it with anyone.

By signing the student's application electronically using your account username and password, YOU, THE PARENT, certify that all of the information you provided is true and complete to the best of your knowledge and you agree, if asked, to provide

- Information that will verify the accuracy of your completed form, and
- U.S. or foreign income tax forms that you filed or are required to file.

You also certify that you understand that the secretary of education has the authority to verify information reported on your application.

If you sign this application or any document related to the federal student aid programs electronically using a username and password, and/or any other credential, you certify that you are the person identified by the username and password, and/or any other credential and have not disclosed that username and password, and/or any other credential to anyone else. If you purposefully give false or misleading information, including applying as an independent student without meeting the unusual circumstances required to qualify for such a status, you may be subject to criminal penalties under 20 U.S.C. 1097, which may include a fine up to \$20,000, imprisonment, or both.

Additionally, by signing this application electronically using your FSA ID, you authorize the U.S. Department of Education to disclose all information you provided on this application, as required under Section 483(a)(2)(D)(i) of the Higher Education Act of 1965, as amended, to the institutions identified herein, state higher education agencies (in the student's state of residence and the states in which the institutions identified herein are located), and designated scholarship organizations to assist with the application, award, and administration of federal, state, or institutional financial aid programs and designated scholarship programs. Notwithstanding this authorization, the name of an institution the student selected to authorize such disclosure shall not be shared with any other institution.

Sign for yourself and submit the application for Jenny Price (Student).

☒ I, Mark Price, agree to the terms outlined above.

Previous Sign and Submit

Dependent Student FAFSA® Confirmation

Upon submitting the student's FAFSA® form, the parent is presented an abbreviated confirmation page. This page displays information about tracking the student's FAFSA form and next steps. The student will receive an email with the full, detailed confirmation. With the student and parent sections completed and signed, the FAFSA form is now considered complete and submitted for processing.

The screenshot shows the FAFSA 2025-26 confirmation page for Jenny Price. The header includes the FAFSA logo, the form year (2025-26), and the user's name (Parent of Jenny Price). There are links for 'Exit' and 'FAFSA Menu'. The main content area features a congratulatory message: 'Congratulations, The FAFSA® Form Is Complete!'. Below this, the student's name 'Jenny Price' is displayed with a graduation cap icon, and the completion date '08/28/2024' is shown. The section 'What Happens Next' lists three steps: 1. 'Email Sent' (Confirm that the student received an email version of this page.), 2. 'The Student Can Track the Status of Their Form' (In one to three days, the student's FAFSA form will be processed and made available to their schools.), and 3. 'The Student Will Receive School Communications' (We use the information collected on the student's FAFSA form to calculate their Student Aid Index (SAI). The SAI lets schools determine how much aid the student is eligible to receive. Schools will reach out to the student if they need more information. They will also contact the student with financial aid offers. Once received, the student can contact their financial aid offices directly to ask questions about their student aid packages.). At the bottom, there is a section titled 'Track and Manage the Student's FAFSA® Form' with a 'View Status' button and a note: 'You can check the status of the student's application in the "My Activity" section of your account Dashboard. We will let you know if we need anything more from you.'

Parent Starts and Submits a FAFSA® Form Without Student Consent or Signature

Parent FAFSA® Landing Page

This is the main FAFSA® form landing page. On this page, students and parents are directed to "Start New Form" or "Edit Existing Forms." For this section of the presentation, the parent is beginning a new application on behalf of their child.

The screenshot shows the Federal Student Aid (FAFSA) landing page. At the top, there is a navigation bar with links for "Help Center", "Submit a Complaint", and "English | Español". Below this, the "Federal StudentAid" logo is displayed, along with a search bar and a "Mark" button. The main content area features a large blue banner with the text "Get Money To Help Pay for School" and "Use the Free Application for Federal Student Aid (FAFSA®) form to apply for financial aid for college, career school, or graduate school." To the right of this text is a large graphic of the "FAFSA form" logo with illustrations of students. Below the banner, there are two buttons: "Start New Form" and "Edit Existing Forms". A section titled "Check FAFSA® Deadlines for the State You Live in" includes a "School Year" dropdown, a "State of Residence" dropdown, and a "Find Deadlines" button. Below this, there is a "View All FAFSA Deadlines" link. At the bottom, there are three informational boxes: "Who should complete the FAFSA® form?", "How long will it take?", and "What do I need?".

Get Money To Help Pay for School
Use the Free Application for Federal Student Aid (FAFSA®) form to apply for financial aid for college, career school, or graduate school.

Start a 2025-26 FAFSA® Form
Start New Form

Edit a 2025-26 FAFSA® Form or Accept an Invitation
Edit Existing Forms

Need the 2024-25 FAFSA form?
Start New Form | Edit Existing Forms

Check FAFSA® Deadlines for the State You Live in
Some states and schools use information from the FAFSA® form to determine your eligibility for their grants, scholarships, and loans. Check your state's deadlines here!
Missing a state deadline doesn't impact your eligibility for federal student aid, so fill out your FAFSA form even if your state deadline has passed.

School Year
State of Residence
Find Deadlines
View All FAFSA Deadlines

Who should complete the FAFSA® form?
Any student, regardless of income, who wants to be considered for federal, state, and school financial aid programs. This includes grants, scholarships, work-study funds, and loans.

How long will it take?
It takes most people less than one hour to fill out the FAFSA form, including gathering any personal documents and financial information needed to complete it.

What do I need?
• Verified account username and password (FSA ID)
• Parent or spouse contributor name, date of birth, Social Security number, and email address
• Income and asset information (if required)

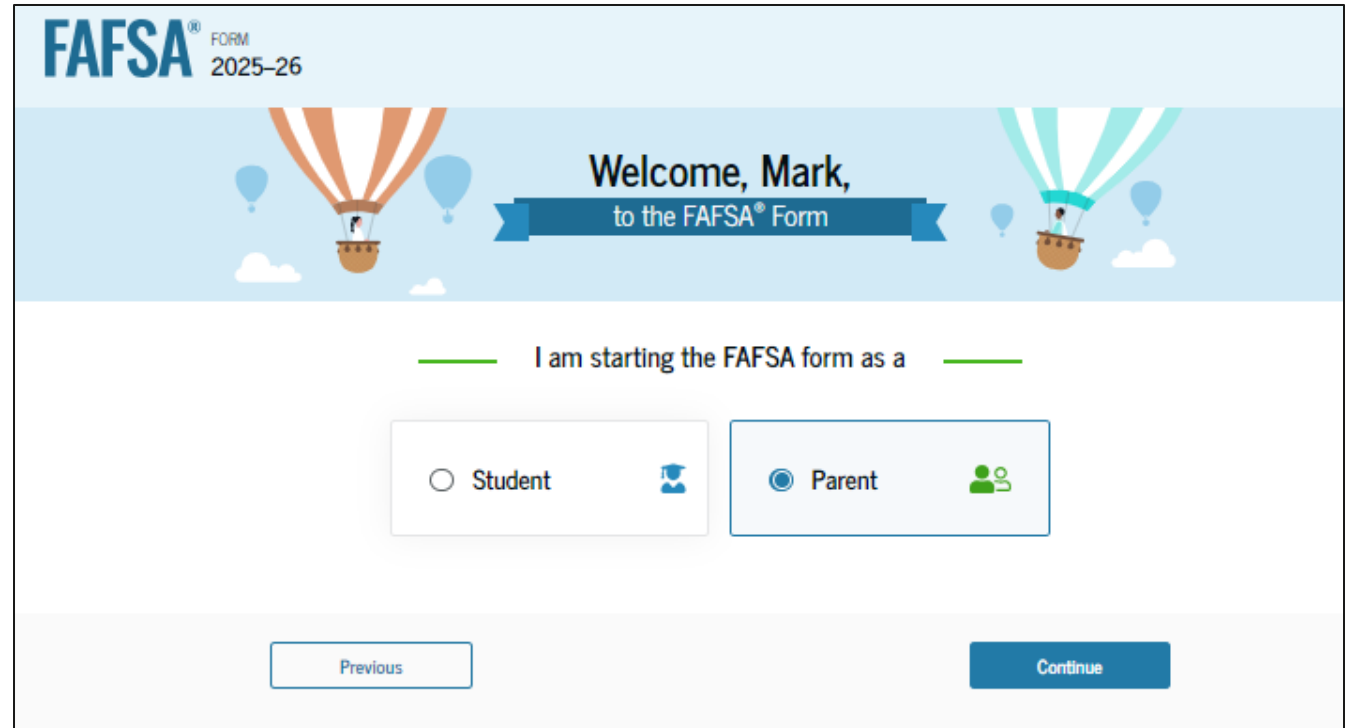
Parent Log In

If the parent selects "Start New Form" from the FAFSA® landing page and they are not logged in to StudentAid.gov, they are taken to the "Log In" page to enter their credentials. To access the FAFSA form, all parents are required to have an FSA ID (account username and password). If the parent doesn't have an FSA ID, they can select "Create an Account."

The screenshot shows the Federal Student Aid Log In page. At the top, there is a navigation bar with links for Help Center, Submit a Complaint, and English | Español. Below this, the Federal Student Aid logo is displayed, followed by links for FAFSA® Form, Loans and Grants, Loan Repayment, and Loan Forgiveness. The main content area features a Log In section with a blue double-headed arrow icon. It includes input fields for Email, Phone, or FSA ID Username (containing 'test595011023') and Password (masked with dots). A 'Show Password' link is next to the password field. Below the fields is a blue 'Log In' button. Underneath the button are links for 'Forgot My Username' and 'Forgot My Password'. At the bottom of the Log In section is a link for 'Create an Account'. Below the Log In section is a link for 'Help Me Log In to My Account'. The footer contains links for Help Center, Contact Us, Site Feedback, About Us, Announcements, Data Center, Resources, and Forms Library. The Federal Student Aid logo is also present in the footer, along with social media icons and links for Notices, usa.gov, vote.gov, ed.gov, and Site Feedback.

Parent Roles

After logging in, the parent selects the applicable role to fill out the FAFSA® form: "Parent."



The image shows the FAFSA 2025-26 welcome screen. At the top left, it says "FAFSA® FORM 2025-26". In the center, a blue banner reads "Welcome, Mark, to the FAFSA® Form". Below this, a green line is followed by the text "I am starting the FAFSA form as a" and another green line. There are two selection boxes: "Student" with a radio button and a graduation cap icon, and "Parent" with a selected radio button and a family icon. At the bottom, there are "Previous" and "Continue" buttons.

Parent's Student Information

The parent is asked to provide the student's information. Since the student has not started a FAFSA® form yet, they will receive an email notifying them that a FAFSA form was started on their behalf. The student can then enter the form to provide consent, sign the form, and make any needed corrections.

The screenshot shows the FAFSA 2025-26 Student Information form. At the top, it says "FAFSA® FORM 2025-26". Below this, the section is titled "Student Information". A green box contains instructions: "Enter the student's information below to start a FAFSA® form on their behalf. They will receive an email inviting them to this FAFSA form." Another green box contains a note: "If they already have a StudentAid.gov account username and password (FSA ID), the information entered here must exactly match that account. Only the email address does not need to match." The form fields are as follows: "First Name" with a help icon and the value "Jenny"; "Last Name" with a help icon and the value "Price"; "Date of Birth" with three dropdowns for Month (01), Day (01), and Year (2005) with a help icon; "Social Security Number (SSN)" with a help icon, a masked value "***-**-5184", and a "SHOW SSN" link; a checkbox "The student is a resident of the Freely Associated States and doesn't have an SSN." which is unchecked; "Email Address" with a help icon and the value "jennyp@gmail.com"; and "Confirm Email Address" with a help icon and the value "jennyp@gmail.com" and a "Show/Hide" button. At the bottom, there are "Previous" and "Continue" buttons.

FAFSA® FORM 2025-26

Student Information

Enter the student's information below to start a FAFSA® form on their behalf. They will receive an email inviting them to this FAFSA form.

If they already have a StudentAid.gov account username and password (FSA ID), the information entered here must exactly match that account. Only the email address does not need to match.

First Name ⓘ Jenny

Last Name ⓘ Price

Date of Birth

Month Day Year

01 01 2005 ⓘ

Social Security Number (SSN) ⓘ

***-**-5184 SHOW SSN

☐ The student is a resident of the Freely Associated States and doesn't have an SSN.

Email Address ⓘ jennyp@gmail.com

Confirm Email Address ⓘ jennyp@gmail.com ⓘ

Previous Continue

Parent Onboarding (1 of 4)

When the parent starts the 2025–26 FAFSA® form for the first time, they are taken through the FAFSA onboarding process. The first onboarding page provides an introduction of the FAFSA form and an accompanying video.

The screenshot shows the FAFSA 2025-26 Parent Onboarding interface. At the top, it says "FAFSA® FORM 2025-26" and "Parent of Jenny Price". Below this is a blue banner that reads "Understanding the FAFSA® Form" with "1 of 4" above it. The main heading is "What is the FAFSA® form?". A text box explains: "Use the *Free Application for Federal Student Aid (FAFSA®)* form to apply for grants, scholarships, work-study funds, and loans for college, career school, or graduate school." Below this is a video player showing a video titled "What is FAFSA® and why is it important?". The video player has a red play button and a "Watch on YouTube" button. At the bottom, there are "Previous" and "Continue" buttons.

Parent Onboarding (2 of 4)

The second FAFSA® onboarding page provides information about contributors that may be required to participate in the student's FAFSA form, including an accompanying video that explains contributors, and information on how the parent will invite them. Documents that may be needed to fill out the form are also included on this page within a drop-down menu and may include tax returns; record of child support received; current balances of cash, savings, and checking accounts; and net worth of investments, businesses, and farms.

FAFSA® FORM 2025-26 Parent of Jenny Price

Understanding the FAFSA® Form

2 of 4 Contributors to the FAFSA® Form

Who is a Contributor on the 2024-25 FAFSA® form?

Watch later Share

Watch on YouTube

Parents or Spouses
Answers on the FAFSA form will determine if any contributors need to be identified. These contributors will complete their own sections of the form and are asked to provide personal and financial information, but they will not be financially responsible for the student's education.

How To Invite
Contributors will need to log in with their own FSA ID to provide their information. To invite a contributor to a FAFSA form, you'll need to provide their name, date of birth, Social Security number (if they have one), and email address.

Information or Documents You May Need

Previous Continue

Parent Onboarding (3 of 4)

The third FAFSA® onboarding page provides information about what the parent can expect when completing the student's FAFSA form. This includes information about consent and approval, a time estimate to complete the form, and that they can save the form and return later if needed, along with an accompanying video.

The screenshot shows the FAFSA 2025-26 Parent Onboarding interface. At the top, it says "FAFSA® FORM 2025-26" and "Parent of Jenny Price". The current step is "Understanding the FAFSA® Form", which is "3 of 4". The title of this step is "What To Expect". Below the title, it says "How long will this take? 1 hour". The main content area has a light blue background and contains the following text: "Every contributor must provide consent and approval for the student to be eligible for federal student aid. With your consent and approval, we can obtain your federal tax information automatically from the IRS to help you complete your section of the student's FAFSA® form." Below this, it says "You can save the form and return to it later if you need more time." and "Learn about how we use the information that we collect on the FAFSA form." At the bottom of the main content area, there is a video player. The video title is "What Does It Mean To Provide Consent and Ap..." and the description is "What does it mean to provide consent and approval on the 2024-25 FAFSA® form?". The video player shows a person in a red hoodie with a question mark on their chest. At the bottom of the page, there are two buttons: "Previous" and "Continue".

Parent Onboarding (4 of 4)

The final FAFSA® onboarding page provides information about what to expect once the FAFSA form is completed, submitted, and processed. On this page, the parent can select "Start FAFSA Form" to begin.

FAFSA® FORM 2025-26 Parent of Jenny Price

Understanding the FAFSA® Form

4 of 4

After Submitting the FAFSA® form

Once the student's FAFSA form is submitted, the student will need to check on its status and make corrections, if required.

What Happens After Submitting Your FAFSA® Form?

- The student's form will be processed in one to three days.
- The student will receive a FAFSA Submission Summary. It will include their Student Aid Index (SAI), an index number used to determine federal student aid eligibility.
- Schools will use the student's SAI to create their financial aid offer that explains the types and amounts of aid they are offering to the student. Most schools only send an aid offer when they accept a student for admission.

[Previous](#) [Start FAFSA Form](#)

Parent's Student Identity Information

After starting the FAFSA® form, the parent sees the first page within the parent section. The parent can verify that the student's personal information is correct. To update any of the personal information, the student must access their Account Settings on StudentAid.gov. The parent will not be able to update the student's information on this page.

The screenshot displays the FAFSA 2025-26 form interface for a parent. The header includes the FAFSA logo, the text 'FORM 2025-26', and a user indicator 'Parent of Jenny Price'. On the right, there are 'Save' and 'FAFSA Menu' buttons. The main heading is 'Student Identity Information', followed by the instruction 'Review the information below and verify that it's correct before moving forward.' The form contains the following fields:

- Name: Jenny Price
- Date of Birth: 01/01/2005
- Social Security Number: ***-**-9656
- Email Address: jennyp@gmail.com
- Mobile Phone Number: (555) 555-5555

Parent's Student Identity Information (Continued)

This is a continuation of the "Parent Identity Information" page. The parent can verify that the student's personal information is correct.

Permanent Mailing Address ⓘ
Include apartment number.

123 Test

City ⓘ

Test

State ⓘ

California (CA)

Zip Code ⓘ

12345

Country ⓘ

United States (US)

Continue

Parent's Student State of Legal Residence

The parent is asked about the student's state of legal residence. The parent selects the state from a drop-down box and provides the month and year when the student became a legal resident.

FAFSA[®] FORM 2025-26 Parent of Jenny Price Save FAFSA Menu

Student State of Legal Residence

State ⓘ

California (CA)

Date the Student Became a Legal Resident of California (CA)

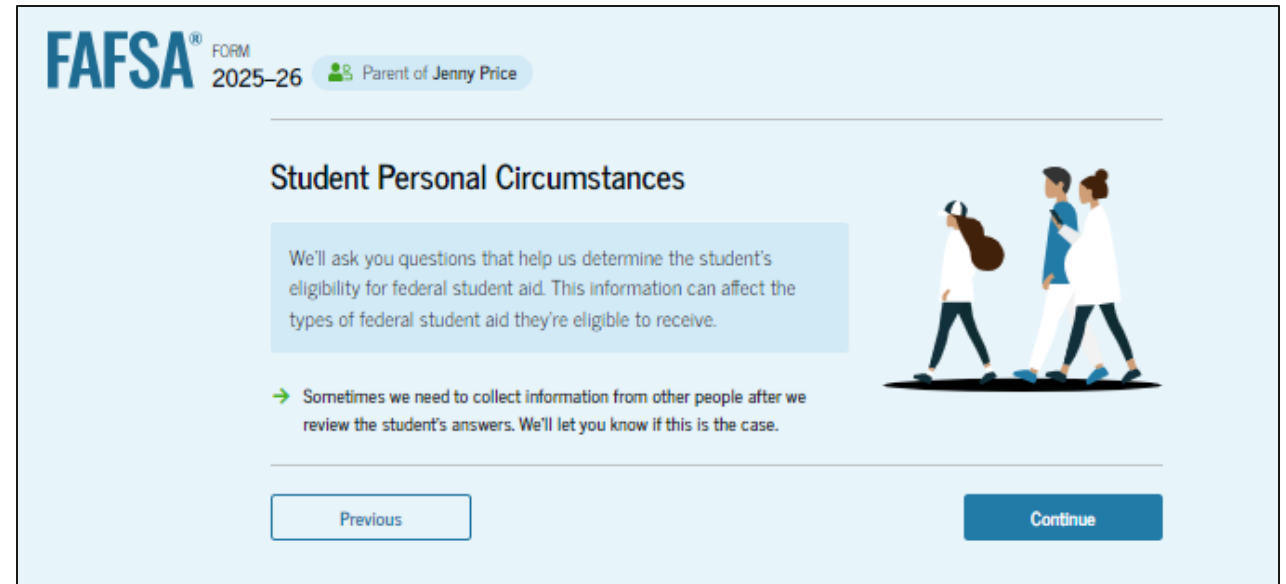
Month Year ⓘ

06 2006 ⓘ

Previous Continue

Introduction: Parent's Student Personal Circumstances

This is the first page within the "Student Personal Circumstances" section. It provides an overview of the section.



The screenshot shows the FAFSA 2025-26 interface for a parent of Jenny Price. The title 'Student Personal Circumstances' is prominently displayed. A text box explains that questions will be asked to determine the student's eligibility for federal student aid. A green arrow points to a note stating that additional information may be required after reviewing the student's answers. At the bottom, there are 'Previous' and 'Continue' buttons. An illustration of a family walking is on the right side of the page.

FAFSA[®] FORM 2025-26 Parent of Jenny Price

Student Personal Circumstances

We'll ask you questions that help us determine the student's eligibility for federal student aid. This information can affect the types of federal student aid they're eligible to receive.

→ Sometimes we need to collect information from other people after we review the student's answers. We'll let you know if this is the case.

Previous Continue

Parent's Student Marital Status

The parent is asked about the student's marital status. The parent selects the "Single (never married)" option.

FAFSA[®] FORM 2025-26 Parent of Jenny Price Save FAFSA Menu

1 Personal Circumstances 2 Demographics 3 Financials 4 Colleges 5 Signature

Student Current Marital Status ⓘ

☒ Single (never married)

☐ Married (not separated)

☐ Remarried

☐ Separated

☐ Divorced

☐ Widowed

Previous Continue

Parent's Student College or Career School Plans

The parent is asked about the student's college grade level for the 2025–26 school year and if the student will have their first bachelor's degree. The parent selects that the student will be a "First year (freshman)" and that they will not have their first bachelor's degree.

The screenshot shows the FAFSA 2025-26 form for the parent of Jenny Price. The form is titled "FAFSA FORM 2025-26" and includes a "Save" button and a "FAFSA Menu" icon. A progress bar at the top indicates the current step is "1 Personal Circumstances", with other steps being "2 Demographics", "3 Financials", "4 Colleges", and "5 Signature".

The section is titled "Student College or Career School Plans". The first question is "When the student begins the 2025-26 school year, what will their college grade level be? ①". The options are:

- ☒ First year (freshman)
- ☐ Second year (sophomore)
- ☐ Other undergraduate (junior and beyond)
- ☐ Master's or doctorate program (such as, M.A., MBA, M.D., J.D., Ph.D., Ed.D., etc.)

The second question is "When the student begins the 2025-26 school year, will they already have their first bachelor's degree? ①". The options are:

- ☐ Yes
- ☒ No

At the bottom of the form, there are "Previous" and "Continue" buttons.

Parent's Student Personal Circumstances

The parent is asked if any of the listed personal circumstances apply to the student. The parent selects "None of these apply."

The screenshot shows the FAFSA 2025-26 form for the parent of Jenny Price. The form is titled "FAFSA FORM 2025-26" and "Parent of Jenny Price". It includes a "Save" button and a "FAFSA Menu" button. The progress bar shows five steps: 1. Personal Circumstances (selected), 2. Demographics, 3. Financials, 4. Colleges, and 5. Signature. The section is titled "Student Personal Circumstances" and asks the parent to "Select all that apply." The list of options includes:

- ☐ The student is currently serving on active duty in the U.S. armed forces for purposes other than training. (1)
- ☐ The student is a veteran of the U.S. armed forces. (1)
- ☐ The student has children or other people (excluding their spouse) who live with them and receive more than half of their support from the student now and between July 1, 2025, and June 30, 2026. (1)
- ☐ At any time since the student turned 13, they were an orphan (no living biological or adoptive parent). (2)
- ☐ At any time since the student turned 13, they were a ward of the court. (1)
- ☐ At any time since the student turned 13, they were in foster care. (1)
- ☐ The student is or was a legally emancipated minor, as determined by a court in their state of residence. (1)
- ☐ The student is or was in a legal guardianship with someone other than their parent or stepparent, as determined by a court in their state of residence. (1)
- ☒ None of these apply.

At the bottom of the form, there are "Previous" and "Continue" buttons.

Parent's Student Homelessness

The parent is asked if the student was unaccompanied and either homeless or at risk of being homeless. The parent selects "No."

FAFSA[®] FORM 2025-26 Parent of Jenny Price Save FAFSA Menu

1 Personal Circumstances 2 Demographics 3 Financials 4 Colleges 5 Signature

Student Homelessness

At any time on or after July 1, 2024, was the student unaccompanied and either (1) homeless or (2) self-supporting and at risk of being homeless? ⓘ

☐ Yes ☒ No

Previous Continue

Parent's Student Unusual Circumstances

The parent is asked if unusual circumstances prevent the student from contacting their parent(s). The parent selects "No."

FAFSA[®] FORM 2025-26 Parent of Jenny Price Save FAFSA Menu

1 Personal Circumstances 2 Demographics 3 Financials 4 Colleges 5 Signature

Student Unusual Circumstances

This information will help us evaluate the student's ability to pay for school.

Do unusual circumstances prevent the student from contacting their parents or would contacting their parents pose a risk to the student? ⓘ

A student may be experiencing unusual circumstances if they

- left home due to an abusive or threatening environment;
- are abandoned by or estranged from their parents;
- have refugee or asylee status and are separated from their parents, or their parents are displaced in a foreign country;
- are a victim of human trafficking;
- are incarcerated, or their parents are incarcerated and contact with the parents would pose a risk to the student; or
- are otherwise unable to contact or locate their parents.

If the student's circumstances resulted in not having a safe and stable place to live, they may be considered a homeless youth and should review the answer to the previous question about being unaccompanied and homeless.

☐ Yes ☒ No

Previous Continue

Parent's Student Dependency Status: Dependent Student


Based on the answers provided by the parent, the student is considered a dependent student. The parent is asked if they want a financial aid administrator to determine the student's eligibility for a Direct Unsubsidized Loan only. This is an option if they are unwilling to provide their information. The parent selects "No."

The screenshot shows the FAFSA 2025-26 form for the parent of Jenny Price. The progress bar at the top indicates the following steps: 1. Personal Circumstances (completed), 2. Demographics, 3. Financials, 4. Colleges, and 5. Signature. The current section is "Student Dependency Status". It features an illustration of a parent and child, followed by the heading "Dependent Student" and a text box explaining that the student is a dependent student and that parent information must be provided. Below this, the section "Direct Unsubsidized Loan Only" asks, "Are the student's parents refusing to provide their information on this FAFSA® form?" with a note that this response must be "No" for Federal Pell Grant eligibility. There are two radio button options: "Yes" (unselected) and "No" (selected). At the bottom, there are "Previous" and "Continue" buttons.

FAFSA® FORM 2025-26 Parent of Jenny Price Save FAFSA Menu

1 Personal Circumstances 2 Demographics 3 Financials 4 Colleges 5 Signature

Student Dependency Status

 **Dependent Student**
The student is a dependent student. This means information about the student's parent(s) must be provided on the FAFSA® form. This information helps determine how much federal student aid the student is eligible to receive.

Direct Unsubsidized Loan Only

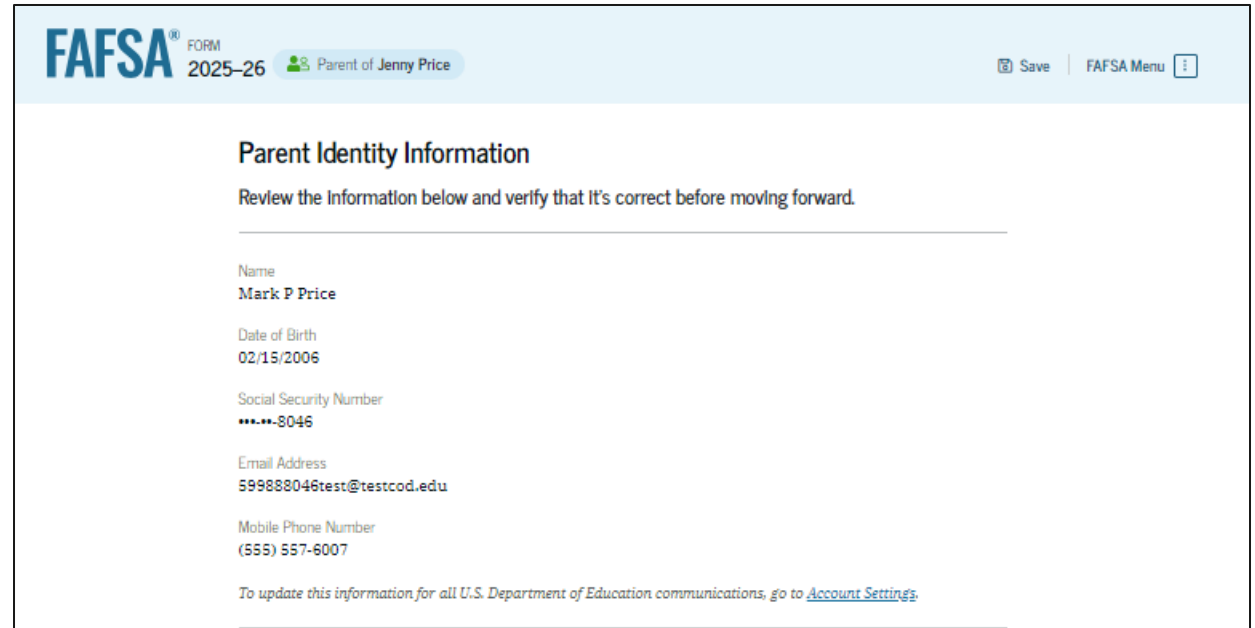
Are the student's parents refusing to provide their information on this FAFSA® form? ⓘ
This response must be "No" for the student to be considered for Federal Pell Grant eligibility and most other types of federal student aid.

☐ Yes ☒ No

Previous Continue

Parent Identity Information

This is the first page within the parent section. The parent can verify that their personal information is correct. To update any of the personal information, the parent must access their Account Settings on StudentAid.gov.



The screenshot shows the FAFSA 2025-26 Parent Identity Information page. The header includes the FAFSA logo, the form year (2025-26), and the user's name (Parent of Jenny Price). There are links for 'Save' and 'FAFSA Menu'. The main heading is 'Parent Identity Information', followed by a instruction to review and verify the information. The form fields are: Name (Mark P Price), Date of Birth (02/15/2006), Social Security Number (***-**-8046), Email Address (599888046test@testcod.edu), and Mobile Phone Number ((555) 557-6007). A note at the bottom states: 'To update this information for all U.S. Department of Education communications, go to [Account Settings](#).'

FAFSA[®] FORM 2025-26 Parent of Jenny Price Save FAFSA Menu

Parent Identity Information

Review the information below and verify that it's correct before moving forward.

Name
Mark P Price

Date of Birth
02/15/2006

Social Security Number
***-**-8046

Email Address
599888046test@testcod.edu

Mobile Phone Number
(555) 557-6007

To update this information for all U.S. Department of Education communications, go to [Account Settings](#).

Parent Identity Information (Continued)

This is a continuation of the first page within the parent section. The parent can verify their mailing address on this part of the page. To update this information, the parent must access their Account Settings on StudentAid.gov.

Permanent Mailing Address
Include apartment number.
123 Test

City
Test

State
CA

Zip Code
12345

Country ?

United States (US)

Continue

Parent Provides Consent and Approval

This page informs the parent about consent, approval, and the use of their federal tax information. By providing consent and approval, the parent's federal tax information is transferred directly into the FAFSA® form from the IRS to help complete the "Parent Financials" section.

The screenshot shows the FAFSA 2025-26 interface for a parent named Jenny Price. The page title is "Provide Consent and Approval or the Student Won't Be Eligible for Federal Student Aid". A green-bordered box contains a "Summary" section with the following text: "Your consent and approval are needed to retrieve and disclose federal tax information. With your consent and approval, we can obtain tax return information automatically from the IRS to help you complete your section of the student's FAFSA® form. If you don't provide consent and approval, the student will not be eligible for federal student aid, including grants and loans. You must provide consent and approval even if you didn't file a U.S. federal tax return or any tax return." Below this, three green arrows point to key points: "Get your 2023 tax return information for the 2025-26 FAFSA form.", "Federal tax information is used to determine the student's eligibility for federal student aid.", and "Tax return information is required to complete the FAFSA form." The main body of the page contains a consent statement and three numbered points detailing the use of federal tax information for eligibility determination and financial aid.

FAFSA® FORM 2025-26 Parent of Jenny Price Save FAFSA Menu

Provide Consent and Approval or the Student Won't Be Eligible for Federal Student Aid

Summary
Your consent and approval are needed to retrieve and disclose federal tax information. With your consent and approval, we can obtain tax return information automatically from the IRS to help you complete your section of the student's FAFSA® form. If you don't provide consent and approval, the student will not be eligible for federal student aid, including grants and loans. You must provide consent and approval even if you didn't file a U.S. federal tax return or any tax return.

- Get your 2023 tax return information for the 2025-26 FAFSA form.
- Federal tax information is used to determine the student's eligibility for federal student aid.
- Tax return information is required to complete the FAFSA form.

By accepting below, I consent to the disclosure of information about me, as described below, and further affirmatively approve of the receipt and use of my federal tax information and to the U.S. Department of Education (ED)'s redisclosure of my federal tax information, as described below. By accepting below, I consent to and affirmatively approve of, as applicable, the following:

1. ED may disclose my Social Security number/Individual Taxpayer Identification Number, last name, date of birth, unique identifier, the tax year for which federal tax information is required, and the date and timestamp of my approval for the use of my federal tax information in determining eligibility by ED for which approval is provided to the U.S. Department of the Treasury, Internal Revenue Service (IRS). I understand that in response to such a request from ED, the IRS shall then disclose my federal tax information to "authorized persons" (i.e., specifically designated officers and employees of ED and its contractors (as defined in 26 U.S.C. § 6103(i)(13)(E))) for the purpose of determining eligibility for and the amount of federal student aid under a program authorized under subpart 1 of part A, part C, or part D of Title IV of the Higher Education Act of 1965, as amended, for myself or an applicant for federal student aid who has requested that I share my federal tax information on their Free Application for Federal Student Aid (FAFSA®) form.
2. Authorized persons at ED and its contractors (as defined in 26 U.S.C. § 6103(i)(13)(E)) may use my federal tax information for the purpose of determining the eligibility for and amount of federal student aid under a program authorized under subpart 1 of part A, part C, or part D of Title IV of the Higher Education Act of 1965, as amended, for myself or a FAFSA applicant who has requested that I share my federal tax information on the FAFSA form.
3. ED may redisclose my federal tax information received from the IRS pursuant to 26 U.S.C. § 6103(i)(13)(D)(iii) to the following entities solely for the use in the application, award, and administration of financial aid:
 - o Institutions of higher education participating in the federal student aid programs authorized under subpart 1 of part A, part C, or part D of Title IV of the Higher Education Act of 1965, as amended

Parent Provides Consent and Approval (Continued)

This is a continuation of the consent and approval page. Frequently asked questions about consent and approval are also provided that the parent can expand and collapse. The parent selects "Approve" to provide consent and approval, and they are taken to the next page.

- State higher education agencies
- Scholarship organizations designated prior to Dec. 19, 2019, by the secretary of education
- Contractors of institutions of higher education and state higher education agencies to administer aspects of the institution's or state agency's activities for the application, award, and administration of such financial aid

4. ED may redisclose my federal tax information to another FAFSA applicant's FAFSA form(s) for which I elect to participate. By accepting an invitation and affirmation to participate in another individual's FAFSA form, my federal tax information will be redisclosed to the additional application. I understand that I may decline an invitation to participate, which will prevent the transfer of my federal tax information to that FAFSA form.

By consenting and providing my affirmative approval, I further understand the following:

- My consent and affirmative approval are required, as a condition of my eligibility or the eligibility of a FAFSA applicant who has requested that I share my federal tax information on their FAFSA form, for federal student aid under a program authorized under subpart 1 of part A, part C, or part D of Title IV of the Higher Education Act of 1965, as amended, even if I did not file a U.S. federal tax return.
- I am providing my written consent for the redisclosure of my federal tax information by ED to include, but not limited to, institutions of higher education, state higher education agencies, designated scholarship organizations, their respective contractors and auditors, other family members participating in the FAFSA form, Office of Inspector General, under 26 U.S.C. § 6103(i) (13)(D), and with my further express written consent obtained by an institution of higher education, the redisclosure of FAFSA information pursuant to the terms and conditions of 20 U.S.C. § 1098h(c).
- Any federal tax information received from the IRS at a later date shall supersede any manually entered financial or income information on the FAFSA form.
- ED may request updated federal tax information from the IRS once my consent and approval are provided. If federal tax information has changed (e.g., amended tax return filed with revised information), then eligibility for and amounts of federal, state, and institutional financial aid may change.
- If I do not consent to the redisclosure of my federal tax information to institutions of higher education, state higher education agencies, designated scholarship organizations, and their respective contractors, ED will be unable to calculate my eligibility for federal student aid or the eligibility of a FAFSA applicant who has requested that I share my federal tax information on their FAFSA form.

By accepting below, I consent electronically to the use of my StudentAid.gov account username and password (FSA ID) as my signature and certify under penalty of perjury under the laws of the United States of America, that the foregoing is true and correct. I understand that any falsification of this statement is punishable under the provisions of 18 U.S.C. § 1001 by a fine, imprisonment of not more than five years, or both, and that the knowing and willful request for or acquisition of records pertaining to an individual under false pretenses is a criminal offense under the Privacy Act of 1974, subject to a fine of not more than \$5,000 fine (5 U.S.C. § 552(a)(i)(3)). By accepting and submitting my part of the FAFSA, my execution (including date and time) of consent and approval will be logged in ED's Person Authentication Service System of Record (18-11-12).

Frequently Asked Questions

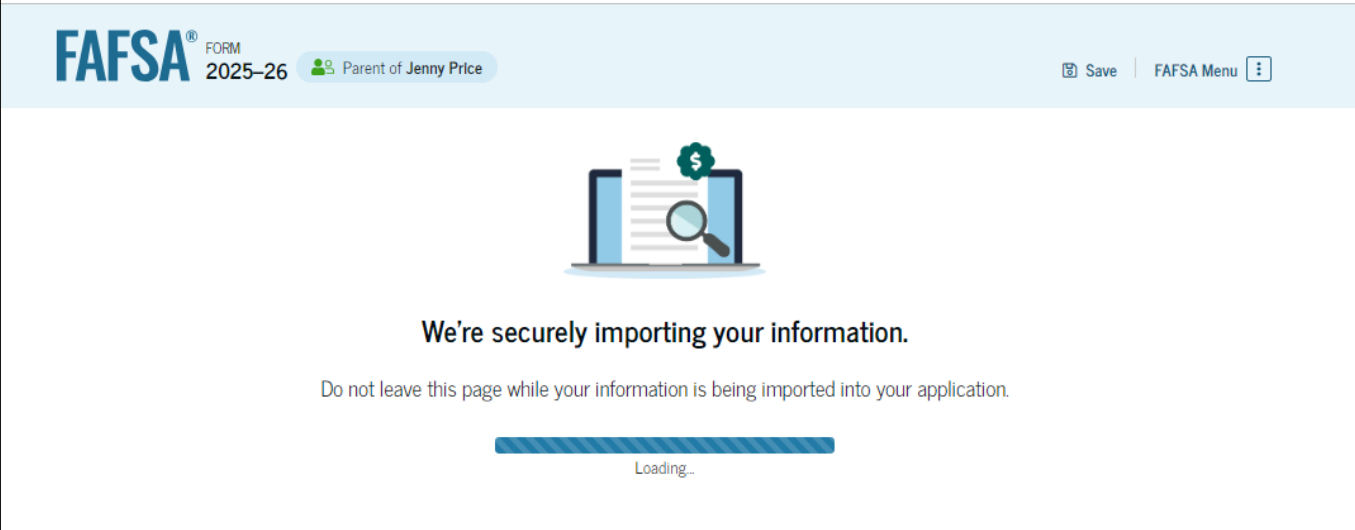
- Who should provide consent and approval?
- If I'm married and didn't file a joint tax return with my current spouse, does my spouse have to provide consent and approval for you to access their tax information?
- What happens after I provide consent and approval?
- What happens if I decline consent and approval?

Select "Approve" to consent and approve for the use of your federal tax information to determine the student's eligibility for federal student aid. If you select "Decline," the student will not be eligible for federal student aid.


Previous Decline Approve

Parent Imports IRS Information

This page imports the parent's federal tax information by directly transferring it into the FAFSA® form from the IRS to help complete the "Parent Financials" section.

A screenshot of the FAFSA 2025-26 application interface. The header bar is light blue and contains the FAFSA logo, the text "FORM 2025-26", the user name "Parent of Jenny Price", and links for "Save" and "FAFSA Menu". The main content area is white and features a central illustration of a laptop with a magnifying glass over a document and a green dollar sign icon. Below the illustration, the text reads "We're securely importing your information." followed by "Do not leave this page while your information is being imported into your application." and a blue progress bar with the text "Loading..." underneath it.

FAFSA® FORM 2025-26 Parent of Jenny Price Save | FAFSA Menu



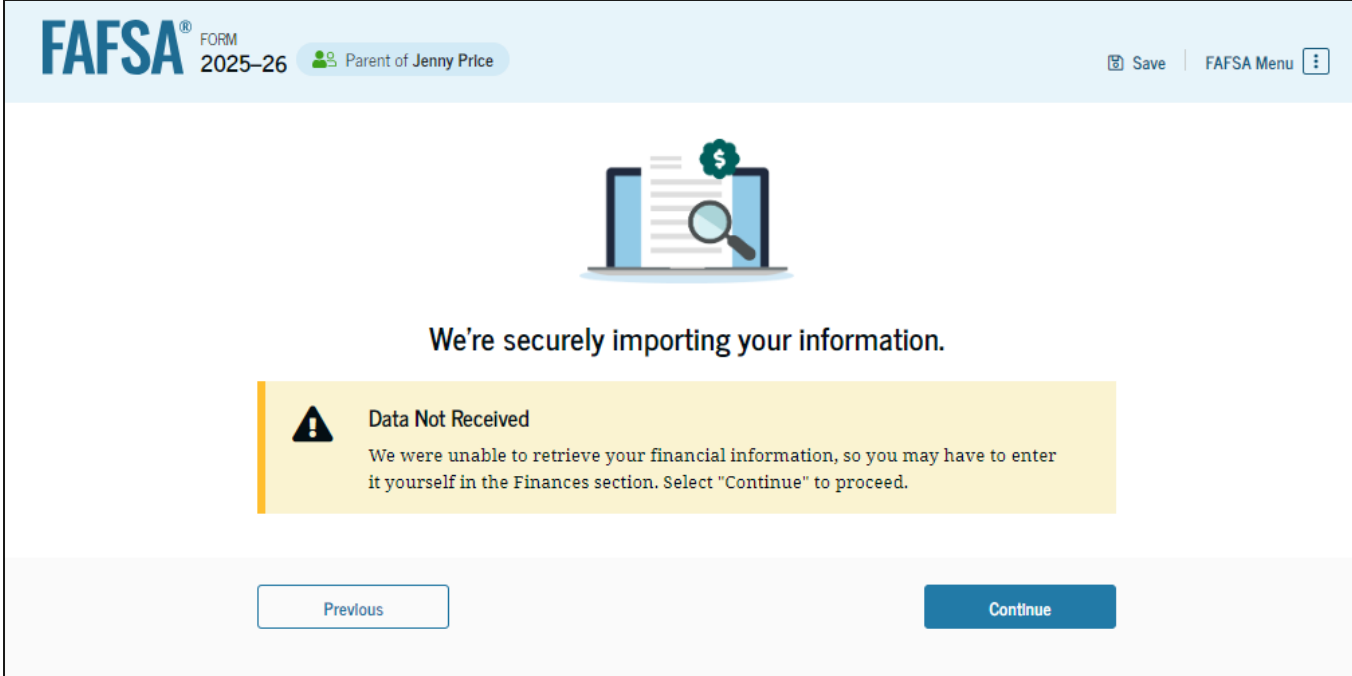
We're securely importing your information.

Do not leave this page while your information is being imported into your application.

Loading...

Parent Imports IRS Information (Continued)

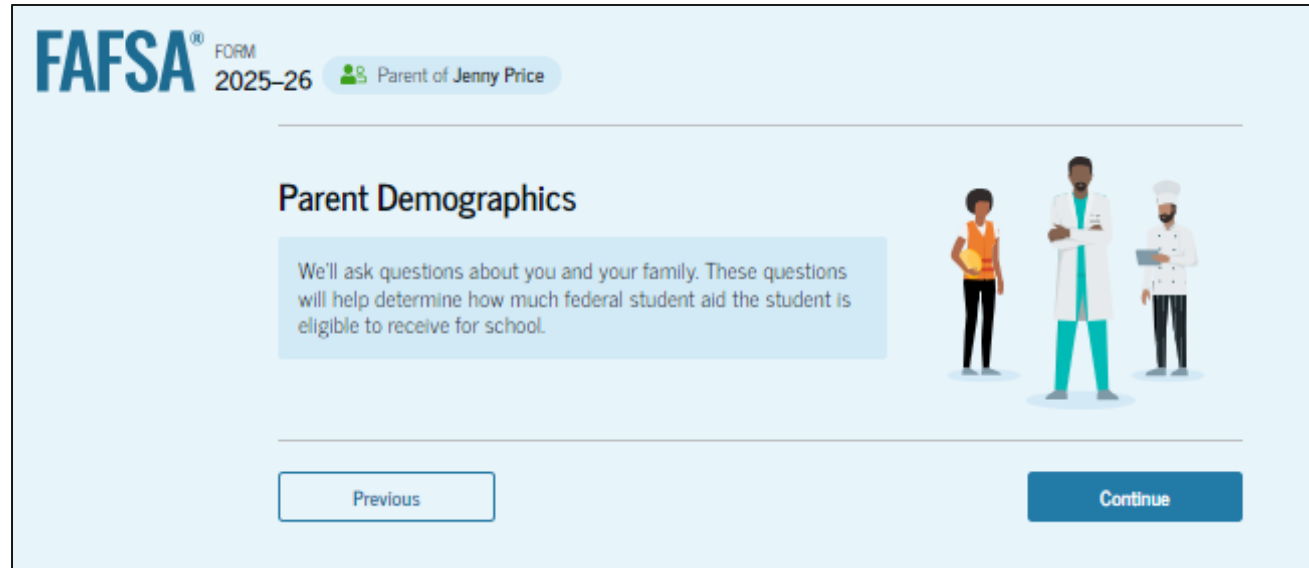
This page displays the results from the IRS import for the parent. For this scenario, the parent is starting a new FAFSA and there is no federal tax information available from the IRS.



The screenshot shows the FAFSA 2025-26 interface for the parent of Jenny Price. The header includes the FAFSA logo, the form year (2025-26), and the user's name. There are 'Save' and 'FAFSA Menu' options in the top right. The main content area features an illustration of a laptop with a magnifying glass and a dollar sign, indicating a search or import process. Below this, a message states: 'We're securely importing your information.' A yellow warning box with an exclamation mark icon contains the text: 'Data Not Received. We were unable to retrieve your financial information, so you may have to enter it yourself in the Finances section. Select "Continue" to proceed.' At the bottom, there are two buttons: 'Previous' and 'Continue'.

Introduction: Parent Demographics

This is the first page in the "Parent Demographics" section. It provides an overview of the section.



The screenshot shows the FAFSA 2025-26 form interface. At the top left is the FAFSA logo with "FORM 2025-26" next to it. To the right of the logo is a user identifier "Parent of Jenny Price" with a person icon. Below this is the section title "Parent Demographics". A light blue box contains the text: "We'll ask questions about you and your family. These questions will help determine how much federal student aid the student is eligible to receive for school." To the right of this text is an illustration of three people: a woman in an orange vest, a man in a white lab coat, and a man in a white chef's hat. At the bottom are two buttons: "Previous" (outlined) and "Continue" (solid blue).

Parent Current Marital Status

The parent is asked about their current marital status. They select the "Single (never married)" option.

The screenshot shows the FAFSA 2025-26 form for the parent of Jenny Price. The form is titled "FAFSA FORM 2025-26" and includes a "Save" button and a "FAFSA Menu" link. A progress bar at the top indicates three steps: 1. Demographics, 2. Financials (marked with a checkmark), and 3. Signature. The current section is "Parent Current Marital Status" with a help icon. It contains seven radio button options: "Single (never married)" (selected), "Unmarried and both legal parents living together", "Married (not separated)", "Remarried", "Separated", "Divorced", and "Widowed". At the bottom, there are "Previous" and "Continue" buttons.

FAFSA FORM 2025-26 Parent of Jenny Price Save FAFSA Menu

1 Demographics 2 Financials 3 Signature

Parent Current Marital Status ⓘ

☒ Single (never married)

☐ Unmarried and both legal parents living together

☐ Married (not separated)

☐ Remarried

☐ Separated

☐ Divorced

☐ Widowed

Previous Continue

Parent State of Legal Residence

The parent is asked about their state of legal residence. The parent selects the state from a drop-down box and provides the month and year when they became a legal resident.

The screenshot shows the FAFSA 2025-26 form for the parent of Jenny Price. The form is titled "Parent State of Legal Residence". It features a progress bar at the top with three steps: 1. Demographics, 2. Financials (marked with a checkmark), and 3. Signature. The "State" field is a drop-down menu showing "California (CA)". Below this, the "Date the Parent Became a Legal Resident of California (CA)" is shown with "Month" (01) and "Year" (1998) fields. The form includes "Previous" and "Continue" buttons at the bottom.

FAFSA[®] FORM 2025-26 Parent of Jenny Price Save FAFSA Menu

1 Demographics 2 Financials 3 Signature

Parent State of Legal Residence

State ⓘ

California (CA)

Date the Parent Became a Legal Resident of California (CA)

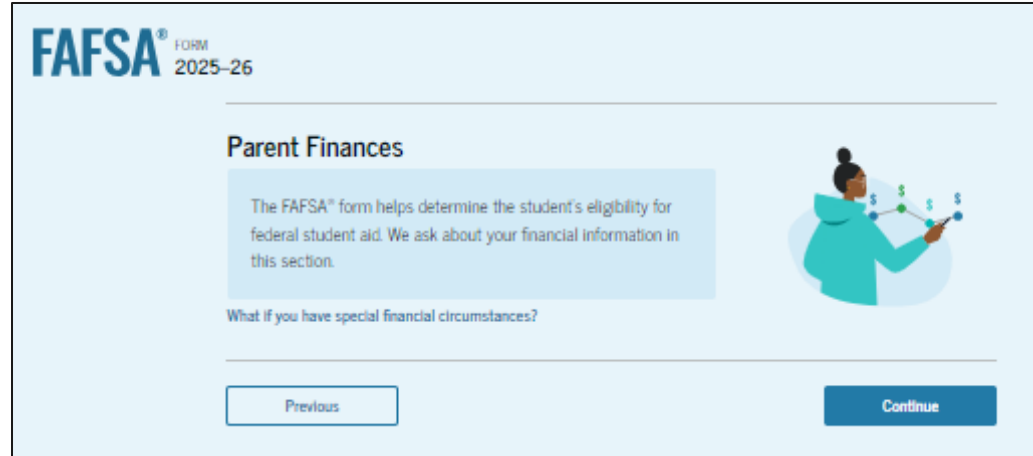
Month Year ⓘ

01 1998 ⓘ

Previous Continue

Introduction: Parent Financials

This is the first page within the "Parent Financials" section. It provides an overview of the section.



The screenshot shows the FAFSA 2025-26 "Parent Financials" section. At the top left is the FAFSA logo with "FORM 2025-26" next to it. The title "Parent Financials" is centered. Below it, a light blue box contains the text: "The FAFSA® form helps determine the student's eligibility for federal student aid. We ask about your financial information in this section." To the right of this box is an illustration of a person in a teal hoodie holding a smartphone, with dollar signs and a network diagram around them. Below the text box, the question "What if you have special financial circumstances?" is displayed. At the bottom, there are two buttons: "Previous" on the left and "Continue" on the right.

Parent Federal Benefits Received

This page asks the parent if they or anyone in their family has received federal benefits. The parent selects "None of these apply."

FAFSA[®] FORM 2025-26 Parent of Jenny Price Save | FAFSA Menu

1 Demographics 2 Financials 3 Signature

Federal Benefits Received

Questions Don't Affect Federal Student Aid Eligibility
Your answers to these questions will not affect the student's eligibility for federal student aid or these federal benefits.

At any time during 2023 or 2024, did the parent or anyone in their family receive benefits from any of the following federal programs? ^①

Select all that apply.

- ☐ Earned Income Credit (EIC) ^①
- ☐ Federal Housing Assistance ^①
- ☐ Free or Reduced Price School Lunch ^①
- ☐ Medicaid ^①
- ☐ Refundable Credit for Coverage Under a Qualified Health Plan (QHP) ^①
- ☐ Supplemental Nutrition Assistance Program (SNAP) ^①
- ☐ Supplemental Security Income (SSI) ^①
- ☐ Temporary Assistance for Needy Families (TANF) ^①
- ☐ Special Supplemental Nutrition Program for Women, Infants, and Children (WIC) ^①
- ☒ None of these apply.

Previous Continue

Parent Tax Filing Status

This page asks the parent about their tax filing status. The parent selects "Yes" to "Did or will the parent file a 2023 IRS Form 1040 or 1040-NR?"

The screenshot shows the FAFSA 2025-26 application interface for a parent. At the top, the FAFSA logo is followed by "FORM 2025-26" and a user identifier "Parent of Jenny Price". On the right, there are links for "Save" and "FAFSA Menu". Below the header, a progress bar indicates three steps: "1 Demographics" (completed with a checkmark), "2 Financials" (current step), and "3 Signature". The main heading is "Parent Tax Filing Status". Below this, a question is displayed: "Did or will the parent file a 2023 IRS Form 1040 or 1040-NR? ⓘ". There are two radio button options: "Yes" (which is selected) and "No". At the bottom of the form, there are two buttons: "Previous" and "Continue".

Parent Family Size

This page displays the family size for the parent. The parent has the option to enter the number of children or other dependents who live with the parent and will receive more than half of their support from the parent between July 1, 2025, and June 30, 2026.

The screenshot shows the FAFSA 2025-26 form for the parent of Jenny Price. The form is divided into three sections: Demographics, Financials, and Signature. The Financials section is currently active. The Family Size section displays the following information:

Family Size

Based on answers to previous questions, we've made some assumptions about your family. The student and the student's parent (and parent's spouse, if married) are always included in the family size. The box below shows your family size based on our assumptions and the number of children or other dependents you report.

The parent's family size is **3**.

Parent: 1 Student: 1 Parent's Children and Other Dependents: 1

Enter the number of children or other dependents who live with the parent and will receive more than half of their support from the parent between July 1, 2025, and June 30, 2026.

Include dependent children who meet these criteria, even if they live apart because of college enrollment.
Do not include the student applicant.

ⓘ

Previous Continue

Parent Number in College

This page asks the parent how many people in the family will be in college between July 1, 2025, and June 30, 2026. The parent enters a response into the entry field.

FAFSA[®] FORM 2025-26 Parent of Jenny Price Save FAFSA Menu

Demographics Financials Signature

Number in College

Out of the 3 people in the parent's family, how many will be in college between July 1, 2025, and June 30, 2026?

Do not include parent(s).

1 ⓘ

Previous Continue

Parent Tax Return Information

The parent is asked questions about their 2023 tax return. They enter a response in each entry field.

FAFSA

2025-26

Parent of Jesse Price

Save

FAFSA Menu

Demographics

Financials

Signature

Parent 2023 Tax Return Information

Refer to the parent's 2023 tax return to answer the following questions.
If the answer is zero or the question does not apply, enter 0.

Where to find this information on the tax form

Filing Status

☐ Single
 ☐ Head of household
 ☐ Married filing jointly
 ☐ Married filing separately
 ☐ Qualifying surviving spouse

Income Earned From Work

\$ 5,000 .00

Tax-Exempt Interest Income

\$ 500 .00

Untaxed Portions of IRA Distributions

\$ 0 .00

Untaxed Portions of Pensions

\$ 0 .00

Adjusted Gross Income

\$ 3,000 .00

Income Tax Paid

\$ 1,000 .00

IRA Deductions and Payments to Self-Employed SEP, SIMPLE, and Qualified Plans

\$ 0 .00

Education Credits (American Opportunity Tax Credit and Lifetime Learning Tax Credit)

\$ 0 .00

Did the parent file a Schedule A, B, D, E, F, or H with their 2023 IRS Form 1040?

☐ Yes
 ☒ No
 ☐ Don't know

Net Profit or Loss From IRS Form 1040 Schedule C

\$ 0 .00

Amount of College Grants, Scholarships, or AmeriCorp Benefits Reported as Income to the IRS

\$ 0 .00

The parent paid taxes on these grants, scholarships, or benefits. These usually apply to those completing their FAFSA form again, not to first-time applicants. If married, include amount parent's spouse/partner received.

Foreign Earned Income Exclusion

\$ 0 .00

Previous

Continue

Parent Assets

The parent is asked about their assets.
The parent enters a response in each
entry field.

The screenshot shows the FAFSA 2025-26 Financials section for a parent named Jenny Price. The progress bar indicates that the Demographics section is completed, and the Financials section is currently being viewed. The Signature section is next.

Annual Child Support Received
Enter the total amount of child support the parent received for the last complete calendar year.

\$ 0 .00 ⓘ

Parent Assets
Total Amount of Cash, Savings, and Checking Accounts on the Date the FAFSA Form Was First Submitted
Don't include student aid.

\$ 1,000 .00 ⓘ

Net Worth of Investments, Including Real Estate, on the Date the FAFSA Form Was First Submitted
Don't include the home the parent lives in. Net worth is the value of the investments minus any debts owed against them.

\$ 0 .00 ⓘ

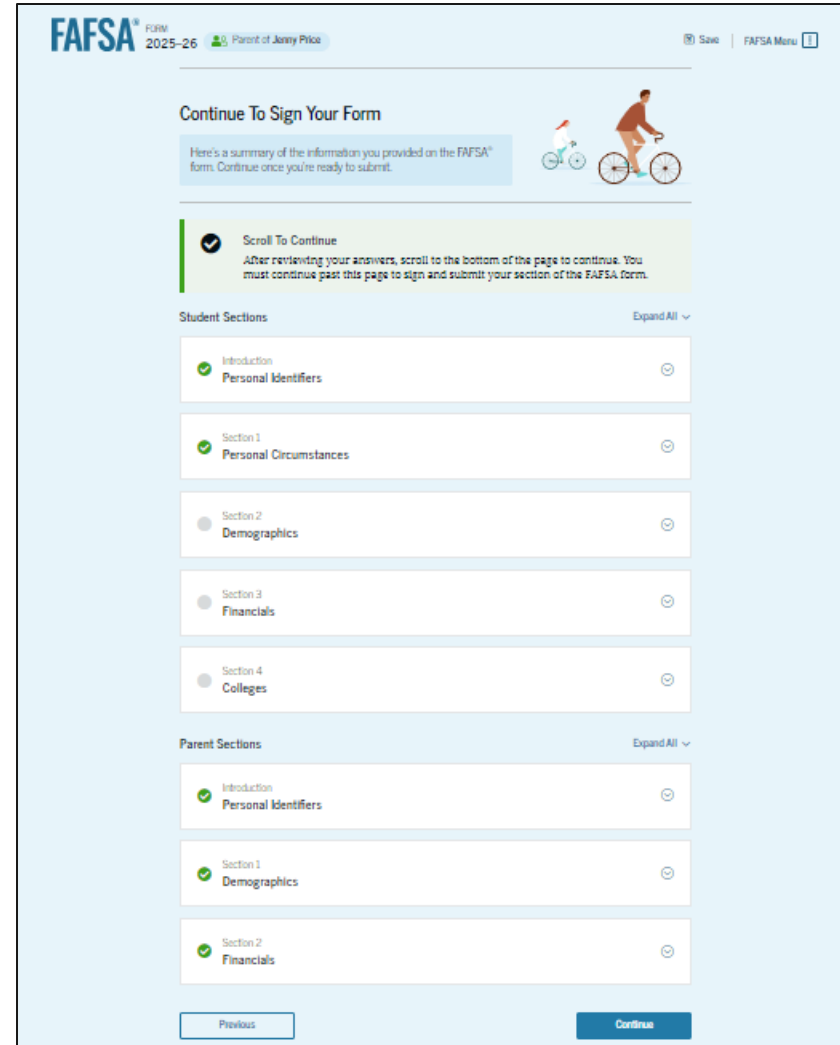
Net Worth of Businesses and Investment Farms on the Date the FAFSA Form Was First Submitted
Enter the net worth of the parent's businesses and for-profit agricultural operations. Net worth is the value of the businesses and farms minus any debts owed against them.

\$ 0 .00 ⓘ

Previous Continue

Parent Review Page

The review page displays the responses that the parent has provided in the previous student and parent sections of the student's FAFSA® form. The parent can view all their responses by selecting "Expand All" or expand each section individually. To edit a response, they can select the question's hyperlink to be taken to the corresponding page.



The screenshot shows the FAFSA Parent Review Page for the 2025-26 form. The page header includes the FAFSA logo, the form year (2025-26), the parent's name (Parent of Jonny Price), and a "Save" button. The main heading is "Continue To Sign Your Form", followed by a summary of the information provided and a "Continue" button. A "Scroll To Continue" section instructs the parent to scroll to the bottom of the page to continue. The page is divided into two main sections: "Student Sections" and "Parent Sections", each with an "Expand All" button. The "Student Sections" list includes: Introduction Personal Identifiers, Section 1 Personal Circumstances, Section 2 Demographics, Section 3 Financials, and Section 4 Colleges. The "Parent Sections" list includes: Introduction Personal Identifiers, Section 1 Demographics, and Section 2 Financials. At the bottom of the page are "Previous" and "Continue" buttons.

Parent Signature

On this page, the parent acknowledges the terms and conditions of the FAFSA® form and signs their section. After agreeing and signing, the parent is able to submit their section of the FAFSA form. Since the student section is incomplete, the FAFSA form is not considered complete and can't be processed yet.

The screenshot shows the FAFSA Parent Signature page. At the top, the FAFSA logo is on the left, and the text 'FORM 2025-26' and 'Parent of Jenny Price' are in the center. On the right, there are links for 'Save' and 'FAFSA Menu'. Below the header, a progress bar shows three steps: 'Demographics' (completed), 'Financials' (completed), and 'Signature' (current step). The main heading is 'Sign and Complete Your Section'. A green box contains a 'Summary' section with text confirming the parent's understanding of the FAFSA form and its legal nature. Below this, a paragraph states that by signing, the parent certifies the accuracy of the information provided. A bulleted list follows, mentioning verification of the form and tax documents. Another paragraph states that the parent certifies the accuracy of the information reported on the application. A final paragraph explains that by signing, the parent authorizes the U.S. Department of Education to disclose all information provided on the application to designated scholarship organizations. At the bottom, there is a 'Sign Your Section' section with a checkbox labeled 'I, Mark Price, agree to the terms outlined above.' which is checked. Below this are two buttons: 'Previous' and 'Sign'.

FAFSA® FORM 2025-26 Parent of Jenny Price Save FAFSA Menu

Demographics Financials Signature

Sign and Complete Your Section

Summary
This page confirms that you understand the terms and conditions of the FAFSA® form and filled out the form accurately to the best of your ability.

The FAFSA form is a legal document you will electronically sign with your account username and password (FSA ID). Because your FSA ID is associated with your personal information, do not share it with anyone.

By signing the student's application electronically using your account username and password, YOU, THE PARENT, certify that all of the information you provided is true and complete to the best of your knowledge and you agree, if asked, to provide

- Information that will verify the accuracy of your completed form, and
- U.S. or foreign income tax forms that you filed or are required to file.

You also certify that you understand that the secretary of education has the authority to verify information reported on your application.

If you sign this application or any document related to the federal student aid programs electronically using a username and password, and/or any other credential, you certify that you are the person identified by the username and password, and/or any other credential and have not disclosed that username and password, and/or any other credential to anyone else. If you purposefully give false or misleading information, including applying as an independent student without meeting the unusual circumstances required to qualify for such a status, you may be subject to criminal penalties under 20 U.S.C. 1097, which may include a fine up to \$20,000, imprisonment, or both.

Additionally, by signing this application electronically using your FSA ID, you authorize the U.S. Department of Education to disclose all information you provided on this application, as required under Section 483(a)(2)(D)(i) of the Higher Education Act of 1965, as amended, to the institutions identified herein, state higher education agencies (in the student's state of residence and the states in which the institutions identified herein are located), and designated scholarship organizations to assist with the application, award, and administration of federal, state, or institutional financial aid programs and designated scholarship programs. Notwithstanding this authorization, the name of an institution the student selected to authorize such disclosure shall not be shared with any other institution.

Sign Your Section

☒ I, Mark Price, agree to the terms outlined above.

Previous Sign

Parent Section Complete

Upon signing the parent section, the parent is presented “The parent section is complete!” page. This page displays information for the parent about next steps, including tracking the student’s FAFSA® form. The parent is reminded that the student’s form is not complete and can’t be processed until the student section is complete.

FAFSA® FORM 2025-26 Parent of Jenny Price Save FAFSA Menu

You're Almost There!
The parent section is complete!

Requirements for FAFSA® Submission
This FAFSA® form is not complete until all required contributors fill in their sections of the form and sign it. Once completed, the FAFSA form will be submitted for processing.

Contributor(s)	Role	Date Added	Status
Mark Price	Parent	8/28/2024	Section Complete


Track the Student's FAFSA® Form
The application has been added to the “My Activity” section page in your StudentAid.gov account. Visit this page to keep track of the FAFSA status and review, edit, or delete information on the student's form.

[View Status](#)


Parent Section Complete (Continued)

This is a continuation of the parent section complete page. This page displays information for the parent about next steps, including checking their email. The parent is told that they can manually provide their information, but the student will not be eligible for federal student aid until the student provides consent, approval, and their signature. Next, in this scenario, the parent selects "Provide Student Information Manually" and enters the student section.

Here's What You Can Do Next

**Check Your Email**

You'll receive an email version of this page at the following email address:
599888046test@testcod.edu.

**Action Still Needed**

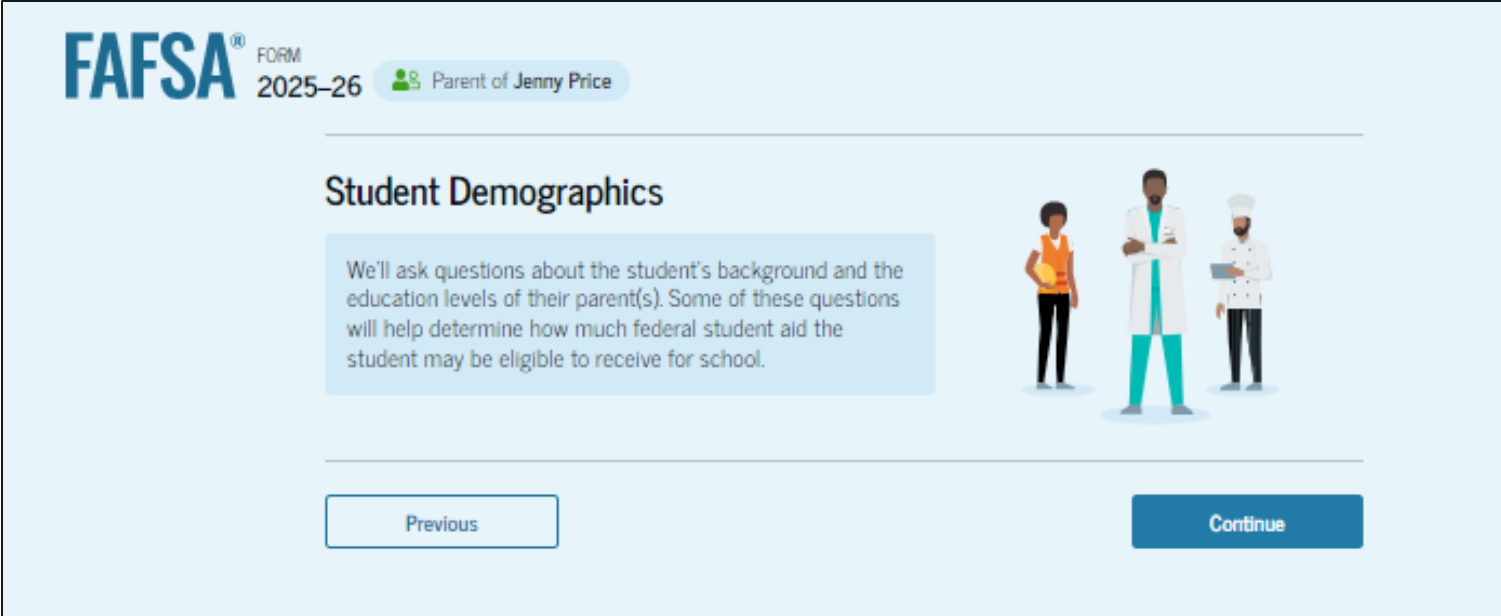
The invited contributor(s) will receive an email invitation to join this form.

We strongly recommend that the student completes their own section. If that isn't possible, you can manually provide their information, but they will not be eligible for federal student aid, including grants and loans, until they provide consent and approval, and sign the form.

[Provide Student Information Manually](#)

Introduction: Parent's Student Demographics

This is the first page within the "Student Demographics" section. It provides an overview of the section.



The screenshot shows the FAFSA 2025-26 interface. At the top left is the FAFSA logo with 'FORM 2025-26'. To its right is a user identifier 'Parent of Jenny Price' with a person icon. The main heading is 'Student Demographics'. Below it, a text box explains: 'We'll ask questions about the student's background and the education levels of their parent(s). Some of these questions will help determine how much federal student aid the student may be eligible to receive for school.' To the right of this text is an illustration of three people: a young woman in an orange vest, a man in a white lab coat, and a chef. At the bottom are two buttons: 'Previous' and 'Continue'.

FAFSA[®] FORM 2025-26 Parent of Jenny Price

Student Demographics

We'll ask questions about the student's background and the education levels of their parent(s). Some of these questions will help determine how much federal student aid the student may be eligible to receive for school.

Previous Continue

Parent's Student Demographic Information

The parent is asked about the student's gender identity. The parent selects "Prefer not to answer."

FAFSA[®] FORM 2025-26 Parent of Jenny Price Save FAFSA Menu

1 Personal Circumstances 2 Demographics 3 Financials 4 Colleges 5 Signature

Student Demographic Information

Questions Used for Research Purposes Only and Do Not Affect Federal Student Aid Eligibility

Your answers will not

- affect the student's eligibility for federal student aid,
- be used in any calculations, or
- be shared with the schools to which the student applies.

What is the student's gender? ⓘ

☐ Male

☐ Female

☐ Nonbinary

☒ Prefer not to answer

Previous Continue

Parent's Student Race and Ethnicity

The parent is asked if the student is of Hispanic, Latino, or Spanish origin. They are also asked about the student's race. The parent selects checkboxes to answer both questions.

FAFSA[®] FORM 2025-26 Parent of Jenny Price Save FAFSA Menu

1 Personal Circumstances 2 Demographics 3 Financials 4 Colleges 5 Signature

Student Race and Ethnicity ¹

Questions Used for Research Purposes Only and Do Not Affect Federal Student Aid Eligibility

Your answers will not

- affect the student's eligibility for federal student aid,
- be used in any calculations, or
- be shared with the schools to which the student applies.

Is the student of Hispanic, Latino, or Spanish origin?

Select all that apply:

☐ No, not of Hispanic, Latino, or Spanish origin

☐ Yes, Mexican, Mexican American, or Chicano

☐ Yes, Puerto Rican

☐ Yes, Cuban

☐ Yes, another Hispanic, Latino, or Spanish origin

☒ Prefer not to answer

What is the student's race?

Select all that apply:

☐ White

☐ Black or African American

☐ Asian

☐ American Indian or Alaska Native

☐ Native Hawaiian or Other Pacific Islander

☒ Prefer not to answer

Previous Continue

Parent's Student Citizenship Status

The parent is asked about the student's citizenship status. The parent selects the "U.S. citizen or national" option.

The screenshot displays the FAFSA 2025-26 form for the parent of Jenny Price. The form is titled "FAFSA FORM 2025-26" and includes a "Save" button and a "FAFSA Menu" icon. A progress bar at the top indicates the current step is "Demographics" (step 2), with previous steps being "Personal Circumstances" (step 1) and subsequent steps being "Financials" (step 3), "Colleges" (step 4), and "Signature" (step 5). The "Student Citizenship Status" section is highlighted, showing three radio button options: "U.S. citizen or national" (selected), "Eligible noncitizen", and "Neither U.S. citizen nor eligible noncitizen". At the bottom of the form, there are "Previous" and "Continue" buttons.

Parent Education Status

The parent is asked about their education status. They select the "Neither parent attended college" option.

The screenshot shows the FAFSA 2025-26 interface for a parent of Jenny Price. The progress bar at the top indicates the following steps: 1. Personal Circumstances (completed), 2. Demographics (current step), 3. Financials, 4. Colleges, and 5. Signature. The main heading is "Parent Education Status". The question is "Did either of the student's parents attend college or complete college? ⓘ". There are four radio button options: "Neither parent attended college" (selected), "One or both parents attended college, but neither parent completed college", "One or both parents completed college", and "Don't know". At the bottom, there are "Previous" and "Continue" buttons.

FAFSA[®] FORM 2025-26 Parent of Jenny Price Save FAFSA Menu

1 Personal Circumstances 2 Demographics 3 Financials 4 Colleges 5 Signature

Parent Education Status

Did either of the student's parents attend college or complete college? ⓘ

☒ Neither parent attended college

☐ One or both parents attended college, but neither parent completed college

☐ One or both parents completed college

☐ Don't know

Previous Continue

Parent Killed in Line of Duty

The parent is asked if the student's parent or guardian was killed in the line of duty. The parent selects the "No" option.

The screenshot shows the FAFSA 2025-26 form for the parent of Jenny Price. The progress bar at the top indicates the following steps: 1. Personal Circumstances (completed), 2. Demographics (current step), 3. Financials, 4. Colleges, and 5. Signature. The question being asked is: "Was the student's parent or guardian killed in the line of duty while either (1) serving on active duty as a member of the U.S. armed forces on or after the events of 9/11, or (2) performing official duties as a public safety officer? ⓘ". Below the question, there are two radio button options: "Yes" and "No". The "No" option is selected. A note below the options states: "Public safety officers include law enforcement officers, firefighters, and emergency service workers." At the bottom of the form, there are two buttons: "Previous" and "Continue".

FAFSA[®] FORM 2025-26 Parent of Jenny Price Save FAFSA Menu

1 Personal Circumstances 2 Demographics 3 Financials 4 Colleges 5 Signature

Parent Killed in Line of Duty

Was the student's parent or guardian killed in the line of duty while either (1) serving on active duty as a member of the U.S. armed forces on or after the events of 9/11, or (2) performing official duties as a public safety officer? ⓘ

Public safety officers include law enforcement officers, firefighters, and emergency service workers.

☐ Yes ☒ No

Previous Continue

Parent's Student High School Completion Status

The parent is asked what the student's high school completion status will be when they start the 2025–26 school year. The parent selects the "High school diploma" option.

The screenshot shows the FAFSA 2025-26 form for the parent of Jenny Price. The progress bar at the top indicates the following steps: 1. Personal Circumstances (completed), 2. Demographics (current step), 3. Financials, 4. Colleges, and 5. Signature. The question is: "What will the student's high school completion status be at the beginning of the 2025–26 school year?" with a help icon. There are four radio button options: "High school diploma" (selected), "State-recognized high school equivalent (e.g., GED certificate)", "Homeschooled", and "None of the above". At the bottom, there are "Previous" and "Continue" buttons.

FAFSA[®] FORM 2025–26 Parent of Jenny Price Save FAFSA Menu

1 Personal Circumstances 2 Demographics 3 Financials 4 Colleges 5 Signature

Student High School Completion Status

What will the student's high school completion status be at the beginning of the 2025–26 school year? ⓘ

☒ High school diploma

☐ State-recognized high school equivalent (e.g., GED certificate)

☐ Homeschooled

☐ None of the above

Previous Continue

Parent's Student High School Information

The parent is asked which high school the student did or will graduate from. The parent enters the student's high school's state and city. After selecting "Search," they select the correct high school from the search results.

FAFSA[®] FORM 2025-26 Parent of Jenny Price

Save FAFSA Menu

1 Personal Circumstances 2 Demographics 3 Financials 4 Colleges 5 Signature

Student High School Information

From what high school did or will the student graduate? ⓘ

State
California (CA)

City
San Diego

High School Name - optional
mir

Mira Mesa High

Previous Continue

FAFSA[®] FORM 2025-26 Parent of Jenny Price

Save FAFSA Menu

1 Personal Circumstances 2 Demographics 3 Financials 4 Colleges 5 Signature

Student High School Information

From what high school did or will the student graduate? ⓘ

State
California (CA)

City
San Diego

High School Name - optional
Mira Mesa High

Mira Mesa High
San Diego, California (CA)

Search Again

Previous Continue

Parent Confirms High School

The parent is asked to confirm the high school information. By selecting "Edit," they will return to the high school information page. The parent verifies the student's high school information and selects "Continue" to proceed to the next section.

The screenshot shows the FAFSA 2025-26 form for the parent of Jenny Price. The form is at Step 2 of 5, titled "Confirm The Student's High School". The progress bar at the top shows Step 1 (Personal Circumstances) as completed, and Steps 2 through 5 (Demographics, Financials, Colleges, Signature) as pending. The instructions state: "Verify that the student's high school information below is correct. Once you're ready, select 'Continue' and we'll add it to their FAFSA® form." The form fields are: High School Name (Mira Mesa High), City (San Diego), and State (CA). There is an "Edit" link with a checkmark icon next to the High School Name field. At the bottom, there are "Previous" and "Continue" buttons.

FAFSA® FORM 2025-26 Parent of Jenny Price Save FAFSA Menu

1 2 3 4 5
Personal Circumstances Demographics Financials Colleges Signature

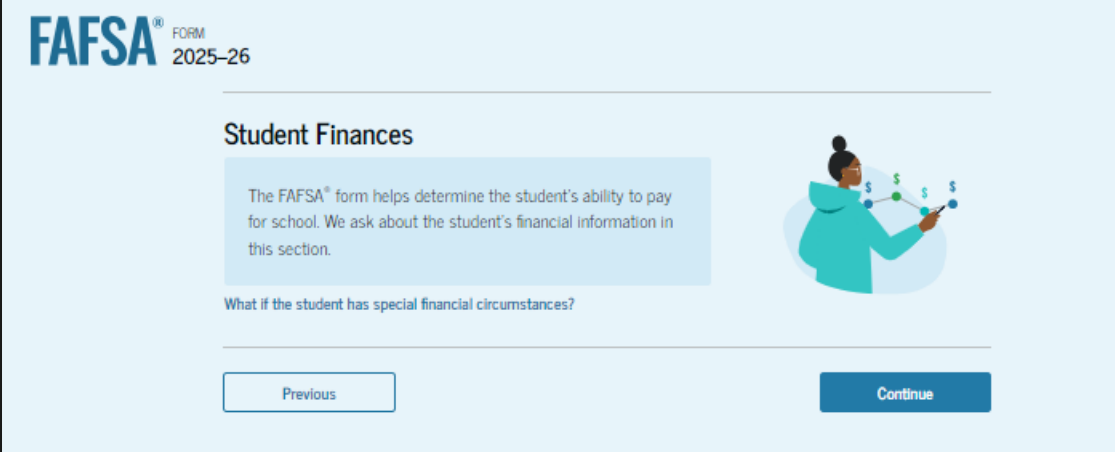
Confirm The Student's High School
Verify that the student's high school information below is correct. Once you're ready, select "Continue" and we'll add it to their FAFSA® form.

High School Name Mira Mesa High Edit ✓
City San Diego
State CA

Previous Continue

Introduction: Parent's Student Financials

This is the first page within the "Student Financials" section. It provides an overview of the section.



The screenshot shows the FAFSA 2025-26 "Student Finances" section. At the top left is the FAFSA logo with "FORM 2025-26" next to it. The title "Student Finances" is centered. Below it, a text box explains: "The FAFSA® form helps determine the student's ability to pay for school. We ask about the student's financial information in this section." To the right is an illustration of a person in a teal hoodie holding a smartphone, with dollar signs and a network diagram around them. Below the text box, it asks "What if the student has special financial circumstances?". At the bottom are two buttons: "Previous" (outlined) and "Continue" (solid blue).

Parent's Student Tax Filing Status

This page asks the parent about the student's tax filing status. The parent selects "Yes" to "Did or will the student file a 2023 IRS Form 1040 or 1040-NR?"

The screenshot shows the FAFSA 2025-26 form for the parent of Jenny Price. The progress bar at the top indicates the following steps: Personal Circumstances (completed), Demographics (completed), Financials (current step, marked with a blue circle and checkmark), Colleges (marked with a blue circle), and Signature (marked with a blue circle). The 'Student Tax Filing Status' section asks, 'Did or will the student file a 2023 IRS Form 1040 or 1040-NR?'. The 'Yes' radio button is selected. At the bottom, there are 'Previous' and 'Continue' buttons.

FAFSA[®] FORM 2025-26 Parent of Jenny Price Save | FAFSA Menu

Personal Circumstances Demographics Financials Colleges Signature

Student Tax Filing Status

Did or will the student file a 2023 IRS Form 1040 or 1040-NR? ⓘ

☒ Yes ☐ No

Previous Continue

Parent's Student Tax Return Information

Since the student has not provided consent and approval for their federal tax information to be transferred directly into the FAFSA® form, the parent is asked to manually enter the student's 2023 tax return information. The parent selects their tax filing status and enters a response in each entry field.

The screenshot shows the FAFSA 2025-26 form for the parent of Jenny Price. The form is divided into five sections: Personal Circumstances, Demographics, Financials, Colleges, and Signature. The 'Financials' section is currently active, and the 'Student 2023 Tax Return Information' is being entered. The form includes a 'Where to find this information on the tax form' link and a 'Filing Status' section with five radio button options: Single (selected), Head of household, Married filing jointly, Married filing separately, and Qualifying surviving spouse. Below this is the 'Income Earned From Work' section with a text input field showing '6,000' and a decimal field showing '.00'. The 'Tax Exempt Interest Income' section also has a text input field showing '0' and a decimal field showing '.00'.

FAFSA® FORM 2025-26 Parent of Jenny Price Save FAFSA Menu

Personal Circumstances Demographics Financials Colleges Signature

Student 2023 Tax Return Information

Refer to the student's 2023 tax return to answer the following questions.
If the answer is zero or the question does not apply, enter 0.

[Where to find this information on the tax form](#)

Filing Status

☒ Single

☐ Head of household

☐ Married filing jointly

☐ Married filing separately

☐ Qualifying surviving spouse

Income Earned From Work

\$ 6,000 .00

Tax Exempt Interest Income

\$ 0 .00

Parent's Student Tax Return Information (Continued)

This is a continuation of the student's 2023 tax information page. The parent enters a response in each entry field.

Untaxed Portions of Pensions
\$ <input type="text" value="0"/> .00
Adjusted Gross Income
\$ <input type="text" value="500"/> .00
Income Tax Paid
\$ <input type="text" value="50"/> .00
IRA Deductions and Payments to Self-Employed SEP, SIMPLE, and Qualified Plans
\$ <input type="text" value="0"/> .00
Education Credits (American Opportunity Tax Credit and Lifetime Learning Tax Credit)
\$ <input type="text" value="0"/> .00
Amount of College Grants, Scholarships, or AmeriCorps Benefits Reported as Income to the IRS
<small>The student paid taxes on these grants, scholarships, or benefits. These usually apply to those completing their FAFSA® form again, not to first-time applicants. If married, include the amount the student's spouse received.</small>
\$ <input type="text" value="0"/> .00 ⓘ
Foreign Earned Income Exclusion
\$ <input type="text" value="0"/> .00 ⓘ
Previous Continue

Parent's Student Assets

The parent is asked about the student's assets. The parent enters a response in each entry field.

FAFSA[®] FORM

2025–26

Parent of Jenny Price

Save

FAFSA Menu

1

2

3

4

5

Personal Circumstances

Demographics

Financials

Colleges

Signature

Student Assets

Current Total of Cash, Savings, and Checking Accounts

Don't include student aid.

\$

0

.00

Current Net Worth of Investments, Including Real Estate

Don't include the home the student lives in. Net worth is the value of the investments minus any debts owed against them.

\$

0

.00

Current Net Worth of Businesses and Investment Farms

Enter the net worth of the student's businesses and for-profit agricultural operations. Net worth is the value of the businesses and farms minus any debts owed against them.

\$

0

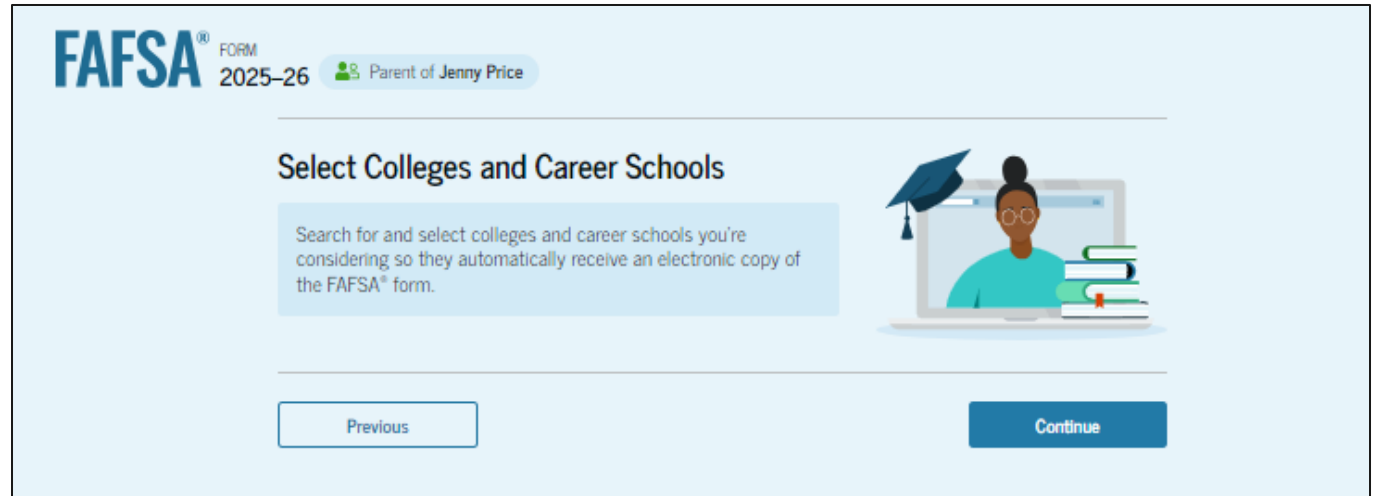
.00

Previous

Continue

Introduction: Parent Select Colleges

This is the first page in the "Select Colleges and Career Schools" section, which is the final part of the FAFSA® form's student section to require information. It provides an overview of the section.



The screenshot shows the FAFSA 2025-26 interface for a parent. At the top left, it says "FAFSA® FORM 2025-26" and "Parent of Jenny Price". The main heading is "Select Colleges and Career Schools". Below this, a light blue box contains the text: "Search for and select colleges and career schools you're considering so they automatically receive an electronic copy of the FAFSA® form." To the right of this text is an illustration of a person wearing a graduation cap and glasses, sitting at a desk with books. At the bottom, there are two buttons: "Previous" and "Continue".

Parent College Search

The parent is asked to search for the colleges, career schools, and/or trade schools they would like to receive the student's FAFSA® information. The parent searches for a school by entering a state, city, and/or school name. After selecting "Search," they select the correct school(s) from the search results. Parents can send the student's FAFSA information to a maximum of 20 schools. The parent is required to add at least one college or career school.

FAFSA® FORM 2025-26 Parent of Jenny Price

Save FAFSA Menu

Personal Circumstances Demographics Financials **Colleges** Signature

Where should we send the FAFSA® information?

Search and select colleges and career schools.

If you can't find your school when searching by school name or state, try searching by School Code.

You must add at least one college or career school to the FAFSA® form. You can add up to 20 schools. Make sure to list all the schools you're considering, even if you're not certain you'll apply to all of them. You can add or delete schools on your FAFSA form later. [Find tips for searching for colleges or career schools.](#)

0 out of 20 schools selected View Selected Schools

Search by School Name Search by School Code

State

cali

California (CA)

School Name - optional

Search

Previous Continue

San Francisco School of Massage & Bodywork
San Francisco, California (CA) Federal School Code 042734 + Select

City College of San Francisco
San Francisco, California (CA) Federal School Code 012874 + Select

American Conservatory Theater Foundation
San Francisco, California (CA) Federal School Code 014545 ✓ Selected

Golden Gate University
San Francisco, California (CA) Federal School Code 001205 ✓ Selected

San Francisco Institute of Esthetics
San Francisco, California (CA) Federal School Code 041413 ✓ Selected

Search and Select More Schools

< Previous 1 2 Next >

Previous Continue

Parent Selected Colleges

The parent can view which colleges, career schools, and/or trade schools they have selected for the student. If the parent has not selected 20 schools, they have the option to search and select more schools. When the parent selects "Continue," they will have completed entering the required student information for the student section and can proceed to the review page.

FAFSA® FORM 2025-26 Parent of Jenny Price Save | FAFSA Menu

Personal Circumstances Demographics Financials **Colleges** Signature

Selected Colleges and Career Schools

These are the colleges and career schools that you've selected to receive the FAFSA® form.

Review this list of schools and confirm your selection(s).

School List Guidelines for California Residents

To be eligible for state grant aid in California, you must list an eligible in-state college. The order of schools in your college list will not impact your eligibility for state aid programs.

3 out of 20 schools selected

Showing 1 to 3 of 3

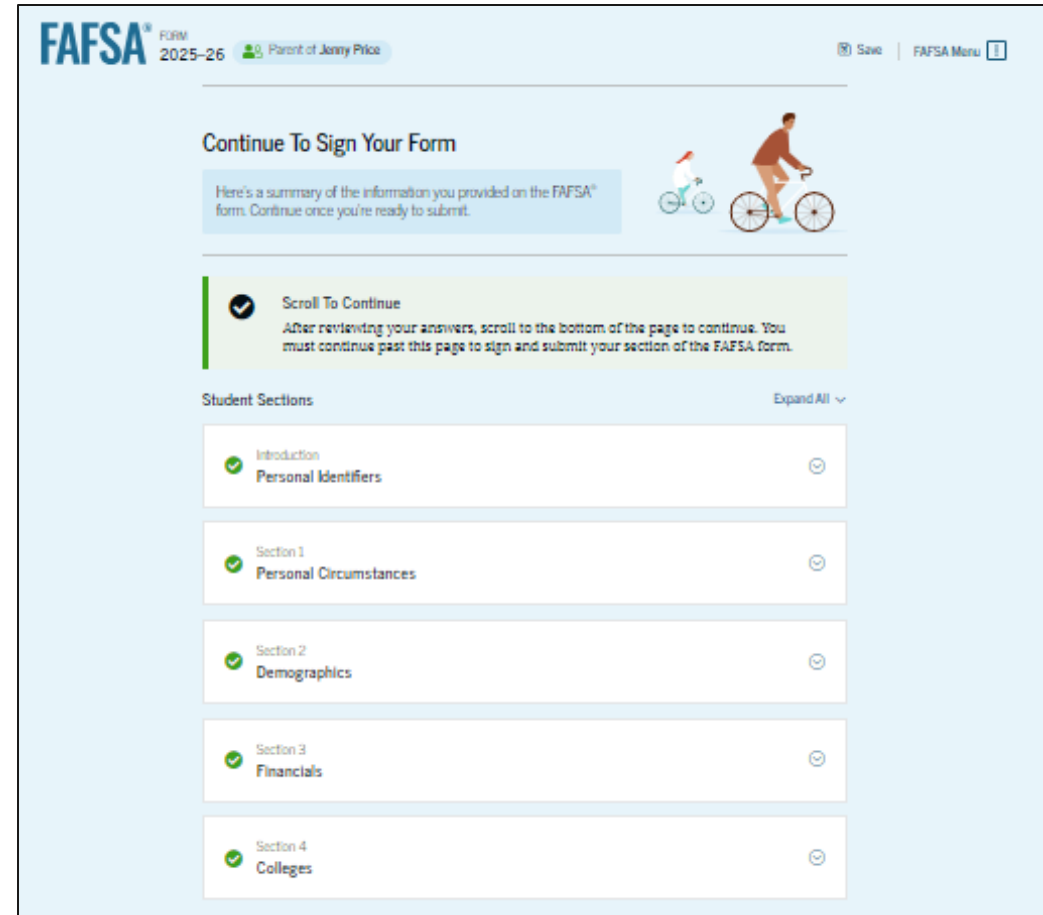
American Conservatory Theater Foundation San Francisco, California (CA)	Federal School Code 014545	Remove	View Information
Golden Gate University San Francisco, California (CA)	Federal School Code 001205	Remove	View Information
San Francisco Institute of Esthetics San Francisco, California (CA)	Federal School Code 041413	Remove	View Information

Search and Select More Schools

Previous Continue

Parent's Student Review Page

The review page displays the responses that the parent has provided in the FAFSA® form on behalf of the student. The parent can view all the responses by selecting "Expand All" or expanding each section individually. To edit a response, the parent can select the question's hyperlink and will be taken to the corresponding page. The parent cannot provide a signature for the student.



The screenshot shows the FAFSA 2025-26 Parent's Student Review Page. At the top, the FAFSA logo is on the left, and the text "FORM 2025-26" and "Parent of Jenny Price" are in the center. On the right, there are links for "Save" and "FAFSA Menu". Below the header, a section titled "Continue To Sign Your Form" includes a summary of the information provided and a graphic of two people on bicycles. A green box with a checkmark icon and the text "Scroll To Continue" instructs the user to scroll to the bottom of the page to continue. Below this, a section titled "Student Sections" with an "Expand All" link lists five sections: "Introduction Personal Identifiers", "Section 1 Personal Circumstances", "Section 2 Demographics", "Section 3 Financials", and "Section 4 Colleges". Each section has a green checkmark icon and a circular arrow icon.

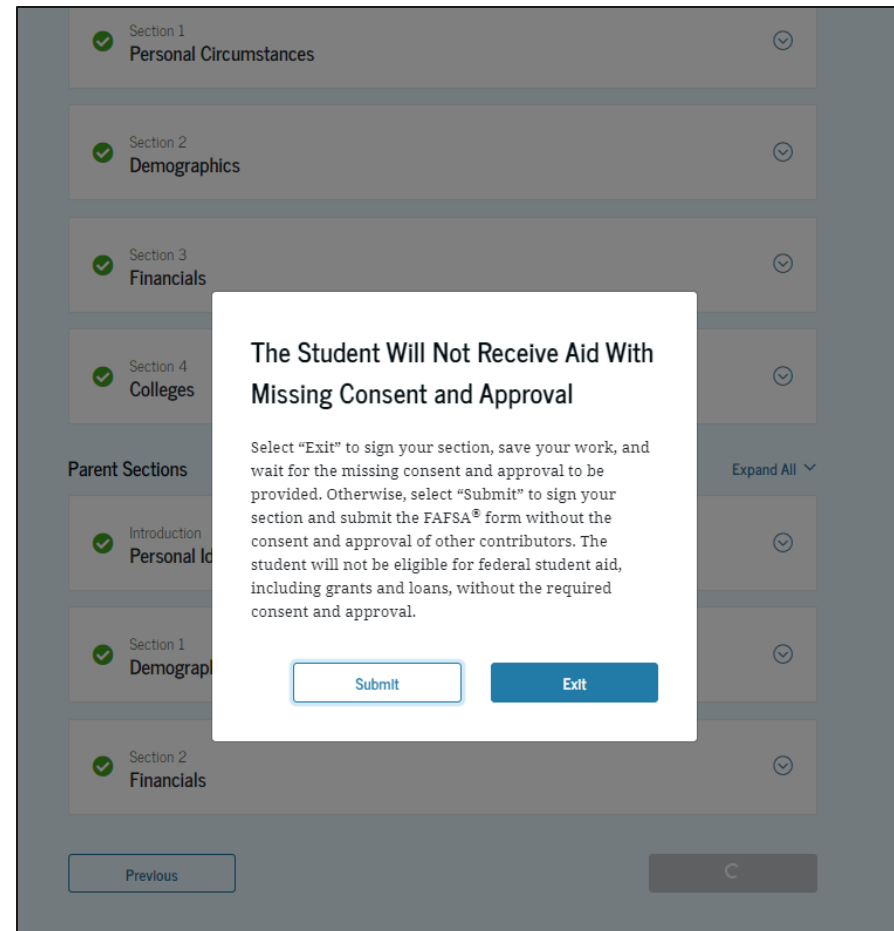
Parent's Student Review Page (Continued)

This is a continuation of the review page displays the responses that the parent has provided in the FAFSA® form in the parent sections. The parent can view all the responses by selecting "Expand All" or expanding each section individually. To edit a response, the parent can select the question's hyperlink and will be taken to the corresponding page.

The screenshot shows a web interface titled "Parent Sections" with a light blue background. At the top right, there is a link "Expand All" with a downward arrow. Below this, there are three white rectangular boxes, each representing a section of the FAFSA form. Each box has a green checkmark icon on the left, followed by the section name, and a downward arrow icon on the right. The sections are: "Introduction Personal Identifiers", "Section 1 Demographics", and "Section 2 Financials". At the bottom of the interface, there are two buttons: a light blue "Previous" button on the left and a dark blue "Submit" button on the right.

Parent Receives Student Missing Consent Message

The parent is presented the missing student consent and approval message after hitting the "Submit" button on the review page. This message explains that because the student's consent and approval and signature are missing, the student is currently ineligible for federal student aid, including grants and loans.



Parent's Student Section Complete

The parent is presented the student section complete page after the parent hits "Submit" on the message. This page displays information for the parent about next steps, including tracking the student's FAFSA® form. Because the student's consent and approval and signature are missing, the student is currently ineligible for federal student aid, including grants and loans. The student must enter their form, provide their consent and approval and signature, and submit the student section for their FAFSA form to be processed.

The screenshot shows the FAFSA website interface for a parent. At the top, it says "FAFSA® FORM 2025-26" and "Parent of Jenny Price". There are links for "Exit" and "FAFSA Menu". The main heading is "Congratulations, The FAFSA® Form Is Complete!". Below this, it says "Jenny Price" with a graduation cap icon and "Completion Date 08/29/2024". The section "What Happens Next" lists three items: "Email Sent" (Confirm that the student received an email version of this page.), "The Student Can Track the Status of Their Form" (In one to three days, the student's FAFSA form will be processed and made available to their schools.), and "The Student Will Receive School Communications" (We use the information collected on the student's FAFSA form to calculate their Student Aid Index (SAI). The SAI lets schools determine how much aid the student is eligible to receive. Schools will reach out to the student if they need more information. They will also contact the student with financial aid offers. Once received, the student can contact their financial aid offices directly to ask questions about their student aid packages.). At the bottom, there is a section "Track and Manage the Student's FAFSA® Form" with a "View Status" button. The text below the button says: "You can check the status of the student's application in the 'My Activity' section of your account Dashboard. We will let you know if we need anything more from you."

Independent Student Invites Student Spouse

Married Student FAFSA® Form Landing Page

This is the main FAFSA® form landing page. On this page, students are directed to "Start New Form" or "Edit Existing Forms." For this section of the presentation, the student is beginning a new application.

The screenshot shows the Federal Student Aid (FAFSA) Form Landing Page. At the top, there is a navigation bar with links for "Help Center", "Submit a Complaint", and "English | Español". Below this, the "FederalStudentAid" logo is displayed, along with a search bar and a "Mark" button. The main content area features a large blue banner with the text "Get Money To Help Pay for School" and "Use the Free Application for Federal Student Aid (FAFSA®) form to apply for financial aid for college, career school, or graduate school." Below the banner, there are two buttons: "Start a 2025-26 FAFSA® Form" and "Edit a 2025-26 FAFSA® Form or Accept an Invitation". To the right of the banner is a large graphic of the "FAFSA form" logo. Below the banner, there is a section titled "Need the 2024-25 FAFSA form?" with links for "Start New Form" and "Edit Existing Forms". Below this, there is a section titled "Check FAFSA® Deadlines for the State You Live in" with a "School Year" dropdown, a "State of Residence" dropdown, and a "Find Deadlines" button. Below this, there is a section titled "Who should complete the FAFSA® form?" with a person icon and text explaining that any student, regardless of income, who wants to be considered for federal, state, and school financial aid programs should complete the form. Below this, there is a section titled "How long will it take?" with a clock icon and text explaining that it takes most people less than one hour to fill out the FAFSA form, including gathering any personal documents and financial information needed to complete it. Below this, there is a section titled "What do I need?" with a checklist icon and a list of required information: Verified account username and password (FSA ID), Parent or spouse contributor name, date of birth, Social Security number, and email address, and Income and asset information (if required).

Married Student Log In

If the student selects "Start New Form" from the FAFSA® landing page and they are not logged in to StudentAid.gov, they are taken to the "Log In" page to enter their credentials. To access the FAFSA form, all students are required to have an FSA ID (account username and password). If the student doesn't have an FSA ID, they can select "Create an Account."

The screenshot shows the Federal Student Aid Log In page. At the top, there is a navigation bar with links for Help Center, Submit a Complaint, and English | Español. Below this is the Federal Student Aid logo and a search bar. The main content area features a Log In form with fields for Email, Phone, or FSA ID Username (containing 'test595011023') and Password (containing '*****'). A 'Log In' button is positioned below the password field. Links for 'Forgot My Username' and 'Forgot My Password' are located below the 'Log In' button. A 'Create an Account' link is positioned below the 'Forgot My Password' link. A 'Help Me Log In to My Account' link is located at the bottom of the form. The footer contains links for Help Center, Contact Us, Site Feedback, About Us, Announcements, Data Center, Resources, and Forms Library. The Federal Student Aid logo and social media icons are also present in the footer.

An official website of the United States government.

Help Center | Submit a Complaint | English | Español

FederalStudentAid
AN OFFICE OF THE U.S. DEPARTMENT OF EDUCATION

FAFSA® Form ▾ | Loans and Grants ▾ | Loan Repayment ▾ | Loan Forgiveness ▾ | Log In | Create Account

Log In ↗

Email, Phone, or FSA ID Username

test595011023

Password

***** Show Password

Log In

Forgot My Username | Forgot My Password

Create an Account

Help Me Log In to My Account

Help Center | Contact Us | Site Feedback

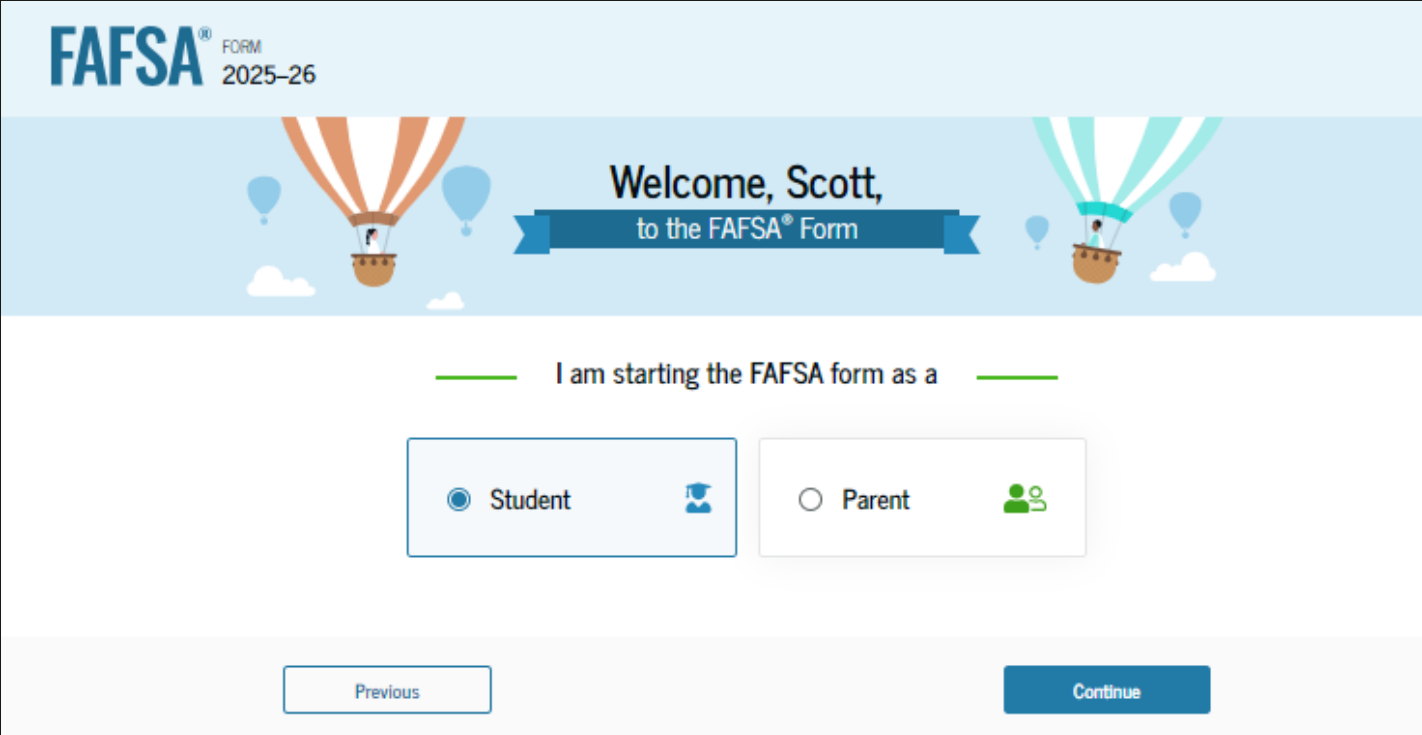
About Us | Announcements | Data Center | Resources | Forms Library

FederalStudentAid
AN OFFICE OF THE U.S. DEPARTMENT OF EDUCATION

Twitter Facebook Instagram LinkedIn YouTube | Notices | usa.gov | vote.gov | ed.gov | Site Feedback

Married Student Roles

After logging in, the student selects the applicable role to fill out the FAFSA® form: "Student."



The screenshot displays the FAFSA 2025-26 login interface. At the top left, it says "FAFSA® FORM 2025-26". The header features a light blue background with illustrations of hot air balloons. A central banner reads "Welcome, Scott, to the FAFSA® Form". Below this, a green line is followed by the text "I am starting the FAFSA form as a". Two role selection boxes are presented: "Student" with a blue radio button and a graduation cap icon, and "Parent" with a white radio button and a family icon. At the bottom, there are "Previous" and "Continue" buttons.

Married Student Onboarding (1 of 4)

When the student starts the 2025–26 FAFSA® form for the first time, they are taken through the FAFSA onboarding process. The first onboarding page provides an introduction of the FAFSA form and an accompanying video.



Married Student Onboarding (2 of 4)

The second FAFSA® onboarding page provides information about contributors that may be required to participate in the student's FAFSA form, including an accompanying video that explains contributors, and information on how the student will invite them. Documents that may be needed to fill out the form are also included on this page within a drop-down menu and may include tax returns; record of child support received; current balances of cash, savings, and checking accounts; and net worth of investments, businesses, and farms.

The screenshot displays the FAFSA 2025-26 onboarding interface for a student named Stephen Mendoza. The page is titled 'Understanding the FAFSA Form' and is the second of four steps. It features a video player with the title 'Who is a Contributor on the 2024-25 FAFSA form?' and a 'Watch later' button. Below the video, there are two sections: 'Parents or Spouses' and 'How To Invite'. The 'Parents or Spouses' section explains that contributors will complete their own sections of the form and provide personal and financial information, but they will not be financially responsible for the student's education. The 'How To Invite' section states that contributors need to log in with their own FSA ID to provide their information and that the student needs to provide their name, date of birth, Social Security number (if they have one), and email address. At the bottom, there is a 'Previous' button and a 'Continue' button.

FAFSA® FORM 2025-26 Student Stephen Mendoza

Understanding the FAFSA® Form

2 of 4 Contributors to the FAFSA® Form

Who is a Contributor on the 2024-25 FAFSA® form?

Watch later Share

Watch on YouTube

Parents or Spouses
Your answers on the FAFSA® form will determine if any contributors need to be identified. These contributors will complete their own sections of the form and are asked to provide personal and financial information, but they will not be financially responsible for the student's education.

How To Invite
Contributors will need to log in with their own FSA ID to provide their information. To invite a contributor to a FAFSA form, you'll need to provide their name, date of birth, Social Security number (if they have one), and email address.

Information or Documents You May Need

Previous Continue

Married Student Onboarding (3 of 4)

The third FAFSA® onboarding page provides information about what the student can expect when completing their FAFSA form. This includes information about consent and approval, an estimated time to complete the form, and that they can save the form and return later if needed, with an accompanying video.

The screenshot shows the FAFSA 2025-26 onboarding interface for Student Stephen Mendoza. The page is titled "Understanding the FAFSA® Form" and is the 3rd of 4 steps, "What To Expect". It indicates the process will take 1 hour. The text explains that contributors must provide consent and approval for federal student aid eligibility, and that the form can be saved and returned to later. A video player is embedded, showing a thumbnail for "What Does It Mean To Provide Consent and Approval on the 2024-25 FAFSA® form?". The video player has a red play button and a question mark icon. At the bottom, there are "Previous" and "Continue" buttons.

Married Student Onboarding (4 of 4)

The last FAFSA® onboarding page provides information about what to expect once the FAFSA form is completed, submitted, and processed. On this page, the student can select "Start FAFSA Form" to begin.

The screenshot shows the FAFSA 2025-26 onboarding page for Student Stephen Mendoza. The page is titled "Understanding the FAFSA® Form" and is the 4th of 4 pages. The main heading is "After Submitting the FAFSA® form". Below this, a text box states: "After submission, you'll need to check on the status of your FAFSA form and make corrections, if required." A video player is embedded, showing a video titled "What Happens After Submitting Your FAFSA® Form?". The video player has a "Watch later" button and a "Share" button. Below the video player, there are three bullet points: "→ Your form will be processed in one to three days.", "→ You'll receive a FAFSA Submission Summary. It will include the Student Aid Index (SAI), an index number used to determine federal student aid eligibility.", and "→ Schools will use your SAI to create your financial aid offer that explains the types and amounts of aid they are offering you. Most schools only send an aid offer when they accept you for admission." At the bottom of the page, there are two buttons: "Previous" and "Start FAFSA Form".

FAFSA® FORM 2025-26 Student Stephen Mendoza

Understanding the FAFSA® Form

4 of 4

After Submitting the FAFSA® form

After submission, you'll need to check on the status of your FAFSA form and make corrections, if required.

What Happens After Submitting Your FAFSA® Form?

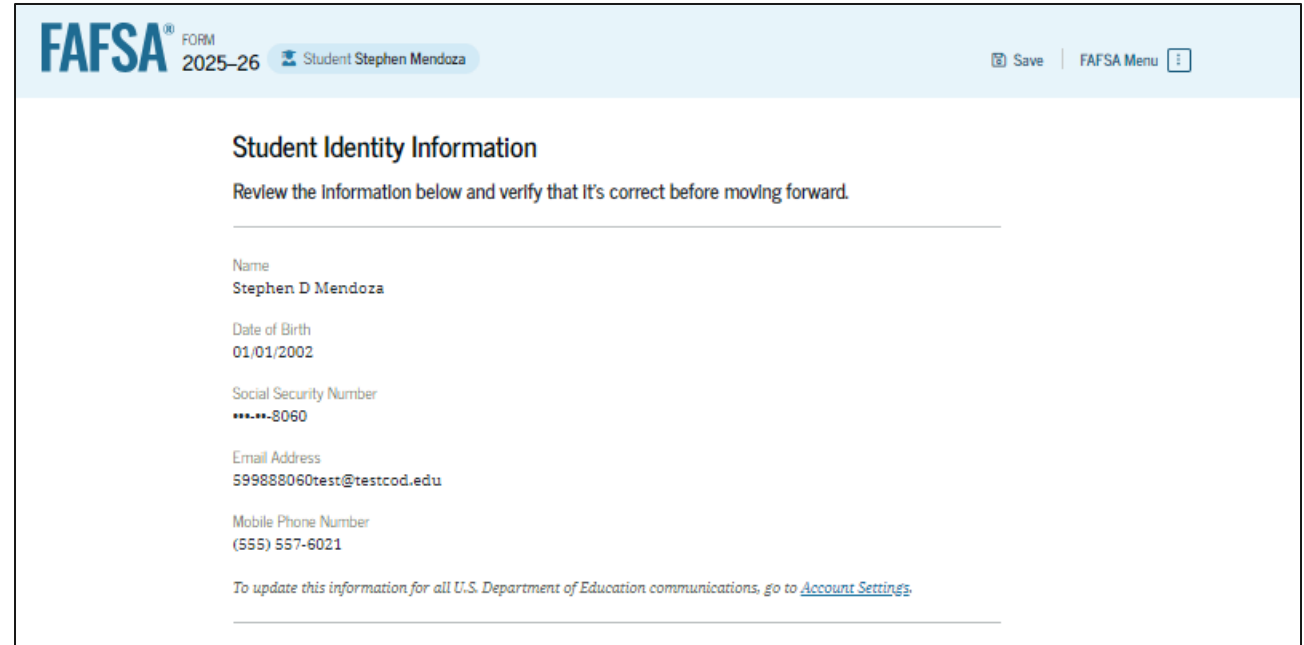
Watch on YouTube

- Your form will be processed in one to three days.
- You'll receive a FAFSA Submission Summary. It will include the Student Aid Index (SAI), an index number used to determine federal student aid eligibility.
- Schools will use your SAI to create your financial aid offer that explains the types and amounts of aid they are offering you. Most schools only send an aid offer when they accept you for admission.

Previous Start FAFSA Form

Married Student Identity Information

This is the first page within the student section. The student can verify that their personal information is correct. To update any of the personal information, the student must access their Account Settings on StudentAid.gov.



The screenshot shows the FAFSA 2025-26 interface for a student named Stephen D. Mendoza. The page title is "Student Identity Information" with a sub-instruction to "Review the information below and verify that it's correct before moving forward." The form displays the following details: Name (Stephen D. Mendoza), Date of Birth (01/01/2002), Social Security Number (***-**-8060), Email Address (599888060test@testcod.edu), and Mobile Phone Number ((555) 557-6021). At the bottom, a link is provided to update the information via "Account Settings". The top navigation bar includes the FAFSA logo, the form year (2025-26), the student's name, and buttons for "Save" and "FAFSA Menu".

FAFSA[®] FORM 2025-26 Student Stephen Mendoza Save FAFSA Menu

Student Identity Information

Review the information below and verify that it's correct before moving forward.

Name
Stephen D. Mendoza

Date of Birth
01/01/2002

Social Security Number
***-**-8060

Email Address
599888060test@testcod.edu

Mobile Phone Number
(555) 557-6021

To update this information for all U.S. Department of Education communications, go to [Account Settings](#).

Married Student Identity Information (Continued)

This is a continuation of the first page within the student section. The student can verify their mailing address on this part of the page. To update this information, the student must access their Account Settings on StudentAid.gov.

Permanent Mailing Address
Include apartment number.
12345 Sesame Street

City
New York

State
NY

Zip Code
67891

Country ?
United States (US) ..

Continue

Married Student State of Legal Residence

The student is asked about their state of legal residence. The student selects the state from a drop-down box and provides the month and year when they became a legal resident.

The screenshot shows the FAFSA 2025-26 form for Student Stephen Mendoza. The section is titled "Student State of Legal Residence". It includes a "State" dropdown menu with "Alabama (AL)" selected. Below this is a section for "Date the Student Became a Legal Resident of Alabama (AL)", which contains two dropdown menus for "Month" (01) and "Year" (2007). At the bottom of the form are "Previous" and "Continue" buttons.

FAFSA[®] FORM 2025-26 Student Stephen Mendoza Save FAFSA Menu

Student State of Legal Residence

State ⓘ

Alabama (AL)

Date the Student Became a Legal Resident of Alabama (AL)

Month Year ⓘ

01 2007

Previous Continue

Married Student Provides Consent and Approval

This page informs the student about consent, approval, and the use of their federal tax information. By providing consent and approval, the student's federal tax information is transferred directly from the IRS into the FAFSA® form to help complete the "Student Financials" section.

The screenshot shows the FAFSA 2025-26 interface for Student Stephen Mendoza. The page title is "Provide Consent and Approval or You Won't Be Eligible for Federal Student Aid". A green-bordered box contains a "Summary" section explaining that consent and approval are needed to retrieve federal tax information from the IRS. It lists three key points: getting 2023 tax return information for the 2025-26 FAFSA form, using federal tax information to determine eligibility for federal student aid, and requiring tax return information to complete the FAFSA form. Below the summary, a paragraph states that by accepting, the student consents to the disclosure and use of their federal tax information. This is followed by three numbered points detailing the disclosure of tax information to the ED, the use of that information by ED and its contractors to determine eligibility for federal student aid, and the redisclosure of that information to participating institutions.

FAFSA® FORM 2025-26 Student Stephen Mendoza Save FAFSA Menu

Provide Consent and Approval or You Won't Be Eligible for Federal Student Aid

Summary

Your consent and approval are needed to retrieve and disclose federal tax information. With your consent and approval, we can obtain tax return information automatically from the IRS to help you complete the FAFSA® form. If you don't provide consent and approval, you will not be eligible for federal student aid, including grants and loans. You must provide consent and approval even if you didn't file a U.S. federal tax return or any tax return.

- Get your 2023 tax return information for the 2025-26 FAFSA form.
- Federal tax information is used to determine your eligibility for federal student aid.
- Tax return information is required to complete the FAFSA form.

By accepting below, I consent to the disclosure of information about me, as described below, and further affirmatively approve of the receipt and use of my federal tax information and to the U.S. Department of Education (ED)'s redisclosure of my federal tax information, as described below. By accepting below, I consent to and affirmatively approve of, as applicable, the following:

1. ED may disclose my Social Security number/Individual Taxpayer Identification Number, last name, date of birth, unique identifier, the tax year for which federal tax information is required, and the date and timestamp of my approval for the use of my federal tax information in determining eligibility by ED for which approval is provided to the U.S. Department of the Treasury, Internal Revenue Service (IRS). I understand that in response to such a request from ED, the IRS shall then disclose my federal tax information to "authorized persons" (i.e., specifically designated officers and employees of ED and its contractors (as defined in 26 U.S.C. § 6103(i)(13)(E))) for the purpose of determining eligibility for and the amount of federal student aid under a program authorized under subpart 1 of part A, part C, or part D of Title IV of the Higher Education Act of 1965, as amended, for myself or an applicant for federal student aid who has requested that I share my federal tax information on their *Free Application for Federal Student Aid (FAFSA®)* form.
2. Authorized persons at ED and its contractors (as defined in 26 U.S.C. § 6103(i)(13)(E)) may use my federal tax information for the purpose of determining the eligibility for and amount of federal student aid under a program authorized under subpart 1 of part A, part C, or part D of Title IV of the Higher Education Act of 1965, as amended, for myself or a FAFSA applicant who has requested that I share my federal tax information on the FAFSA form.
3. ED may redisclose my federal tax information received from the IRS pursuant to 26 U.S.C. § 6103(i)(13)(D)(iii) to the following entities solely for the use in the application, award, and administration of financial aid:
 - o Institutions of higher education participating in the federal student aid programs authorized under subpart 1 of part A, part C, or part D of Title IV of the Higher Education Act of 1965, as amended

Married Student Provides Consent and Approval (Continued)

This is a continuation of the consent and approval page. Frequently asked questions about consent and approval are also provided. The student selects "Approve" to provide consent and approval, and they are taken to the next page.

- o State higher education agencies
- o Scholarship organizations designated prior to Dec. 19, 2019, by the secretary of education
- o Contractors of institutions of higher education and state higher education agencies to administer aspects of the institution's or state agency's activities for the application, award, and administration of such financial aid

4. ED may redisclose my federal tax information to another FAFSA applicant's FAFSA form(s) for which I elect to participate. By accepting an invitation and affirmation to participate in another individual's FAFSA form, my federal tax information will be redisclosed to the additional application. I understand that I may decline an invitation to participate, which will prevent the transfer of my federal tax information to that FAFSA form.

By consenting and providing my affirmative approval, I further understand the following:

1. My consent and affirmative approval are required, as a condition of my eligibility or the eligibility of a FAFSA applicant who has requested that I share my federal tax information on their FAFSA form, for federal student aid under a program authorized under subpart 1 of part A, part C, or part D of Title IV of the Higher Education Act of 1965, as amended, even if I did not file a U.S. federal tax return.
2. I am providing my written consent for the redisclosure of my federal tax information by ED to include, but not limited to, institutions of higher education, state higher education agencies, designated scholarship organizations, their respective contractors and auditors, other family members participating in the FAFSA form, Office of Inspector General, under 26 U.S.C. § 6103(i) (13)(D), and with my further express written consent obtained by an institution of higher education, the redisclosure of FAFSA information pursuant to the terms and conditions of 20 U.S.C. § 1098h(c).
3. Any federal tax information received from the IRS at a later date shall supersede any manually entered financial or income information on the FAFSA form.
4. ED may request updated federal tax information from the IRS once my consent and approval are provided. If federal tax information has changed (e.g., amended tax return filed with revised information), then eligibility for and amounts of federal, state, and institutional financial aid may change.
5. If I do not consent to the redisclosure of my federal tax information to institutions of higher education, state higher education agencies, designated scholarship organizations, and their respective contractors, ED will be unable to calculate my eligibility for federal student aid or the eligibility of a FAFSA applicant who has requested that I share my federal tax information on their FAFSA form.

By accepting below, I consent electronically to the use of my StudentAid.gov account username and password (FSA ID) as my signature and certify under penalty of perjury under the laws of the United States of America, that the foregoing is true and correct. I understand that any falsification of this statement is punishable under the provisions of 18 U.S.C. § 1001 by a fine, imprisonment of not more than five years, or both, and that the knowing and willful request for or acquisition of records pertaining to an individual under false pretenses is a criminal offense under the Privacy Act of 1974, subject to a fine of not more than \$5,000 fine (5 U.S.C. § 552(a)(1)(3)). By accepting and submitting my part of the FAFSA, my execution (including date and time) of consent and approval will be logged in ED's Person Authentication Service System of Record (18-11-12).

Frequently Asked Questions

Who should provide consent and approval? ⌵

If I'm married and didn't file a joint tax return with my current spouse, does my spouse have to provide consent and approval for you to access their tax information? ⌵

What happens after I provide consent and approval? ⌵

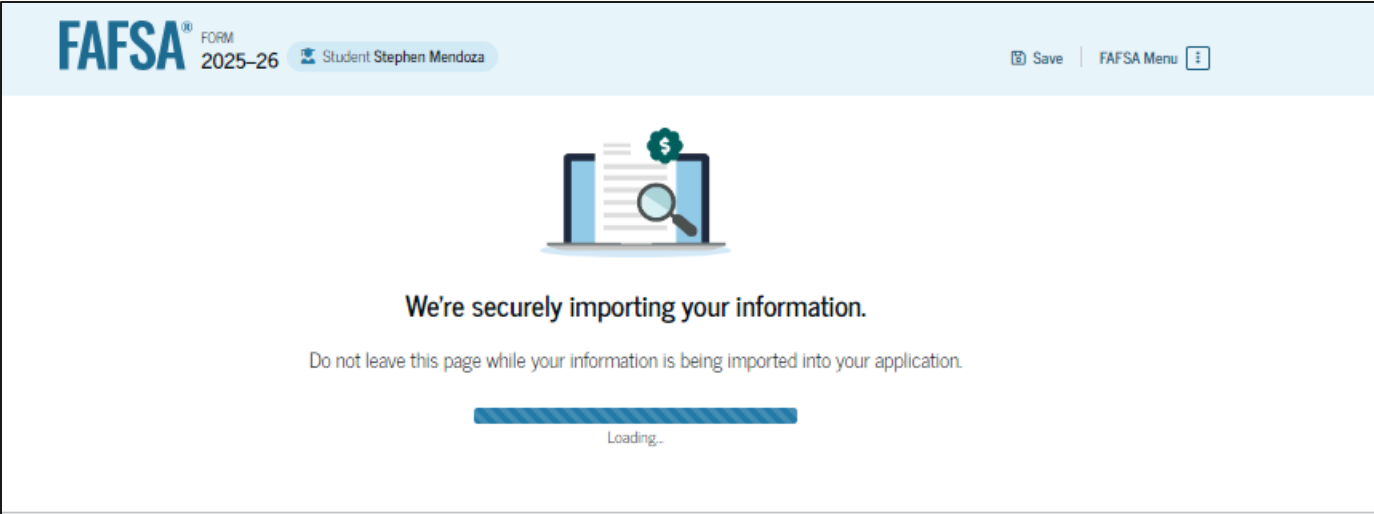
What happens if I decline consent and approval? ⌵

Select "Approve" to provide consent and approval for the use of your federal tax information to determine your eligibility for federal student aid. If you select "Decline," you will not be eligible for federal student aid.

Previous
Decline Approve

Married Student Imports IRS Information

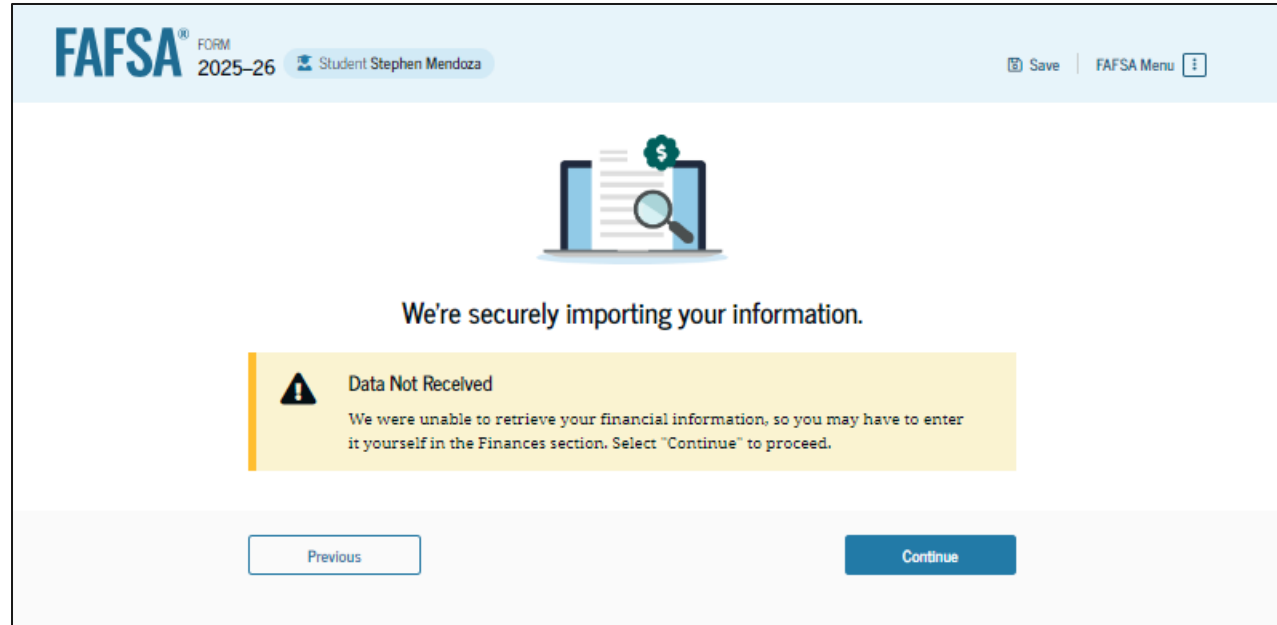
This page imports the student's federal tax information by directly transferring it into the FAFSA® form from the IRS to help complete the "Student Financials" section.



The screenshot shows the FAFSA 2025-26 interface for Student Stephen Mendoza. The header includes the FAFSA logo, the text "FORM 2025-26", the student's name, and links for "Save" and "FAFSA Menu". The main content area features an illustration of a laptop with a magnifying glass and a dollar sign icon. Below the illustration, the text reads: "We're securely importing your information." followed by "Do not leave this page while your information is being imported into your application." and a blue progress bar with the text "Loading..." underneath it.

Married Student Imports IRS Information (Continued)

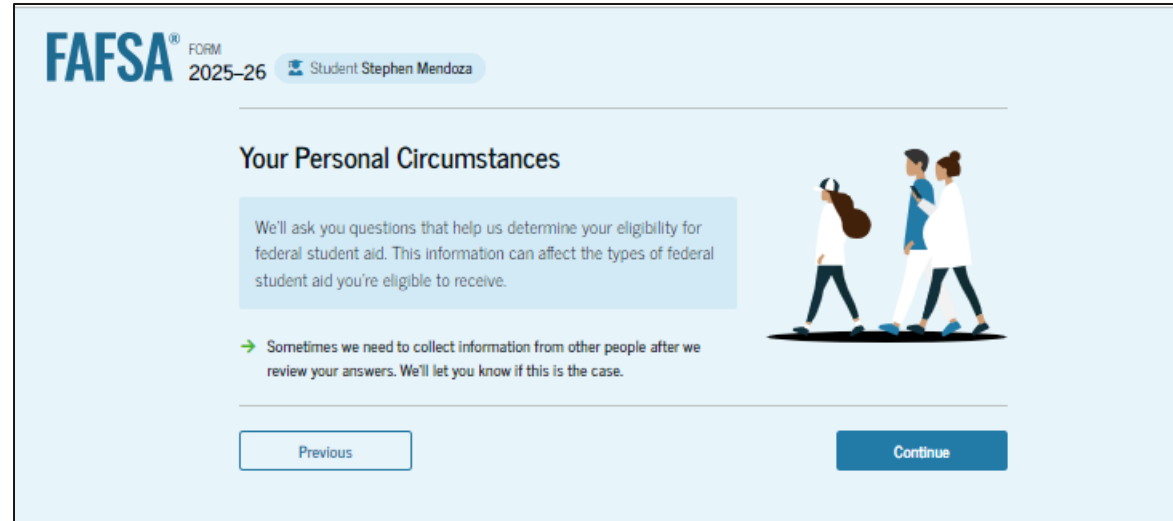
This page displays the results from the IRS import for the student. For this scenario, the student is starting a new FAFSA and there is no federal tax information available from the IRS.



The screenshot shows the FAFSA 2025-26 interface for Student Stephen Mendoza. The header includes the FAFSA logo, the text 'FORM 2025-26', the student's name, and links for 'Save' and 'FAFSA Menu'. The main content area features an illustration of a laptop with a magnifying glass and a dollar sign, followed by the text 'We're securely importing your information.' Below this is a yellow warning box with an exclamation mark icon, titled 'Data Not Received'. The message inside the box states: 'We were unable to retrieve your financial information, so you may have to enter it yourself in the Finances section. Select "Continue" to proceed.' At the bottom of the page, there are two buttons: 'Previous' and 'Continue'.

Introduction: Married Student Personal Circumstances

This is the first page within the "Student Personal Circumstances" section. It provides an overview of the section.



The screenshot shows the FAFSA 2025-26 interface for Student Stephen Mendoza. The page title is "Your Personal Circumstances". A light blue box contains the text: "We'll ask you questions that help us determine your eligibility for federal student aid. This information can affect the types of federal student aid you're eligible to receive." Below this, a green arrow points to the text: "Sometimes we need to collect information from other people after we review your answers. We'll let you know if this is the case." At the bottom, there are two buttons: "Previous" and "Continue". An illustration of three people walking is on the right side of the page.

Married Student Marital Status

The student is asked about their marital status. The student selects the "Married (not separated)" option.

The screenshot shows the FAFSA 2025-26 interface for Student Stephen Mendoza. The progress bar at the top indicates the following steps: 1. Personal Circumstances (active), 2. Demographics, 3. Financials, 4. Colleges, and 5. Signature. The main heading is "Student Current Marital Status" with a help icon. Below this, there are six radio button options, each in its own box: "Single (never married)", "Married (not separated)" (which is selected with a blue dot and a blue border), "Remarried", "Separated", "Divorced", and "Widowed". At the bottom of the form, there are two buttons: "Previous" and "Continue".

Married Student College or Career School Plans

The student is asked about their college grade level for the 2025–26 school year and if they will have their first bachelor's degree. The student selects "Master's or doctorate program (such as, M.A., MBA, M.D., J.D., Ph.D., Ed.D., etc.)" and that they will have their first bachelor's degree. Because they have answered "Yes," the student is asked if they will be pursuing an initial teaching certification. The student selects "No."

The screenshot shows the FAFSA 2025-26 form for Student Stephen Mendoza. The progress bar indicates the student is on the 'Colleges' step (4 of 5). The section is titled 'Student College or Career School Plans'. The first question is 'When the student begins the 2025–26 school year, what will their college grade level be?'. The options are: First year (freshman), Second year (sophomore), Other undergraduate (junior and beyond), and Master's or doctorate program (such as, M.A., MBA, M.D., J.D., Ph.D., Ed.D., etc.). The 'Master's or doctorate program' option is selected. The second question is 'When the student begins the 2025–26 school year, will they already have their first bachelor's degree?'. The 'Yes' option is selected. The third question is 'Will the student be pursuing an Initial teaching certification at the elementary or secondary level?'. The 'No' option is selected. At the bottom, there are 'Previous' and 'Continue' buttons.

FAFSA[®] FORM 2025–26 Student Stephen Mendoza Save FAFSA Menu

1 Personal Circumstances 2 Demographics 3 Financials 4 Colleges 5 Signature

Student College or Career School Plans

When the student begins the 2025–26 school year, what will their college grade level be? ⓘ

☐ First year (freshman)

☐ Second year (sophomore)

☐ Other undergraduate (junior and beyond)

☒ Master's or doctorate program (such as, M.A., MBA, M.D., J.D., Ph.D., Ed.D., etc.)

When the student begins the 2025–26 school year, will they already have their first bachelor's degree? ⓘ

☒ Yes ☐ No

Will the student be pursuing an Initial teaching certification at the elementary or secondary level? ⓘ

☐ Yes ☒ No

Previous Continue

Married Student Personal Circumstances

The student is asked if any of the listed personal circumstances apply to them.

The student selects "None of these apply."

The screenshot shows the FAFSA 2025-26 form for Student Stephen Mendoza. The form is titled "Student Personal Circumstances" and includes a progress bar at the top with five steps: 1. Personal Circumstances, 2. Demographics, 3. Financials, 4. Colleges, and 5. Signature. The first step, "Personal Circumstances," is currently selected. Below the title, the instruction "Select all that apply:" is displayed. There are eight checkboxes with corresponding text and a small circled number to the right of each:

- ☐ The student is currently serving on active duty in the U.S. armed forces for purposes other than training. ①
- ☐ The student is a veteran of the U.S. armed forces. ①
- ☐ The student has children or other people (excluding their spouse) who live with them and receive more than half of their support from the student now and between July 1, 2025, and June 30, 2026. ①
- ☐ At any time since the student turned 13, they were an orphan (no living biological or adoptive parent). ②
- ☐ At any time since the student turned 13, they were a ward of the court. ①
- ☐ At any time since the student turned 13, they were in foster care. ①
- ☐ The student is or was a legally emancipated minor, as determined by a court in their state of residence. ①
- ☐ The student is or was in a legal guardianship with someone other than their parent or stepparent, as determined by a court in their state of residence. ①

The "None of these apply." checkbox is selected, indicated by a blue checkmark and a blue border. At the bottom of the form, there are two buttons: "Previous" and "Continue".

Married Student Homelessness

The student is asked if they were unaccompanied and either homeless or at risk of being homeless. The student selects "No."

The screenshot shows the FAFSA 2025-26 form for Student Stephen Mendoza. The progress bar indicates the student is on step 1, Personal Circumstances. The question is titled "Student Homelessness" and asks: "At any time on or after July 1, 2024, was the student unaccompanied and either (1) homeless or (2) self-supporting and at risk of being homeless?" The "No" option is selected with a radio button. The "Yes" option is also visible. At the bottom, there are "Previous" and "Continue" buttons.

FAFSA[®] FORM 2025-26 Student Stephen Mendoza Save FAFSA Menu

1 Personal Circumstances 2 Demographics 3 Financials 4 Colleges 5 Signature

Student Homelessness

At any time on or after July 1, 2024, was the student unaccompanied and either (1) homeless or (2) self-supporting and at risk of being homeless? ⓘ

☐ Yes ☒ No

Previous Continue

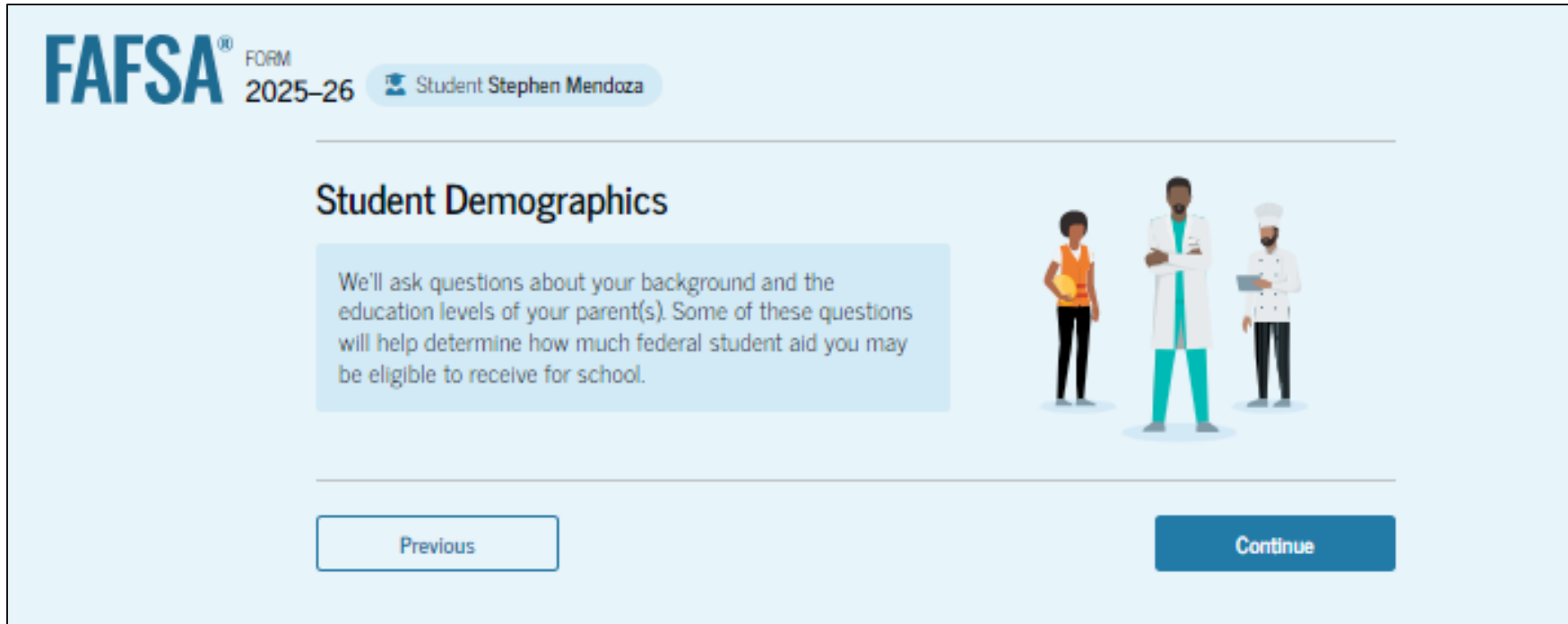
Married Student Dependency Status: Independent Student

Based on the answers provided by the student, they are considered an independent student. The student is not required to provide information about their parents due to this status.

The screenshot displays the FAFSA 2025-26 form interface for Student Stephen Mendoza. At the top, a progress bar shows five steps: 1. Personal Circumstances (active), 2. Demographics, 3. Financials, 4. Colleges, and 5. Signature. Below the progress bar, the section 'Your Dependency Status' is highlighted. It features a circular icon of a student and the text 'Independent Student'. A message states: 'Based on your answers, you're an independent student. This means you don't need to answer financial questions about your parents to complete your FAFSA® form.' At the bottom of the form, there are 'Previous' and 'Continue' buttons.

Introduction: Married Student Demographics

This is the first page within the "Student Demographics" section. It provides an overview of the section.



The screenshot shows the FAFSA 2025-26 interface. At the top left is the FAFSA logo with "FORM 2025-26". To its right is a blue pill-shaped button with a person icon and the text "Student Stephen Mendoza". Below this is a horizontal line. The main heading "Student Demographics" is centered. To the left of the heading is a light blue box containing the text: "We'll ask questions about your background and the education levels of your parent(s). Some of these questions will help determine how much federal student aid you may be eligible to receive for school." To the right of the heading is an illustration of three people: a woman in an orange vest, a man in a white lab coat, and a man in a chef's hat. Below the heading and illustration are two buttons: a light blue "Previous" button on the left and a dark blue "Continue" button on the right.

FAFSA[®] FORM 2025-26 Student Stephen Mendoza

Student Demographics

We'll ask questions about your background and the education levels of your parent(s). Some of these questions will help determine how much federal student aid you may be eligible to receive for school.

Previous Continue

Married Student Demographic Information

The student is asked about their gender identity. The student selects their response from the options listed.

The screenshot shows the FAFSA 2025-26 form for Student Stephen Mendoza. The form is titled "Student Demographic Information" and includes a progress bar at the top with five steps: 1. Personal Circumstances (completed), 2. Demographics (current step), 3. Financials, 4. Colleges, and 5. Signature. A green box contains a disclaimer: "Questions Used for Research Purposes Only and Do Not Affect Federal Student Aid Eligibility. Your answers will not: affect the student's eligibility for federal student aid, be used in any calculations, or be shared with the schools to which the student applies." Below this, the question "What is the student's gender?" is displayed with four radio button options: Male, Female, Nonbinary, and Prefer not to answer. The "Prefer not to answer" option is selected. At the bottom, there are "Previous" and "Continue" buttons.

FAFSA[®] FORM 2025-26 Student Stephen Mendoza Save FAFSA Menu

1 Personal Circumstances 2 Demographics 3 Financials 4 Colleges 5 Signature

Student Demographic Information

Questions Used for Research Purposes Only and Do Not Affect Federal Student Aid Eligibility

Your answers will not

- affect the student's eligibility for federal student aid,
- be used in any calculations, or
- be shared with the schools to which the student applies.

What is the student's gender? ⓘ

☐ Male

☐ Female

☐ Nonbinary

☒ Prefer not to answer

Previous Continue

Married Student Race and Ethnicity

The student is asked if they are of Hispanic, Latino, or Spanish origin. They are also asked about their race. The student selects checkboxes to answer both questions.

FAFSA FORM 2025-26 Student: Stephen Mendoza Save FAFSA Menu

Personal Circumstances **Demographics** Financials Colleges Signature

Student Race and Ethnicity

Questions Used for Research Purposes Only and Do Not Affect Federal Student Aid Eligibility

Your answers will not:

- affect the student's eligibility for federal student aid,
- be used in any calculations, or
- be shared with the schools to which the student applies.

Is the student of Hispanic, Latino, or Spanish origin?
Select all that apply:

☐ No, not of Hispanic, Latino, or Spanish origin

☐ Yes, Mexican, Mexican American, or Chicano

☐ Yes, Puerto Rican

☐ Yes, Cuban

☐ Yes, another Hispanic, Latino, or Spanish origin

☒ Prefer not to answer

What is the student's race?
Select all that apply:

☒ White

☐ German

☐ Irish

☐ English

☐ Italian

☐ Polish

☐ French

Other White (for example, Lebanese, Egyptian, Iranian, etc.)—Don't enter commas.

☐ Black or African American

☐ Asian

☐ American Indian or Alaska Native

☐ Native Hawaiian or Other Pacific Islander

☐ Prefer not to answer

Previous Continue

Married Student Citizenship Status

The student is asked about their citizenship status. The student selects the "U.S. citizen or national" option.

The screenshot shows the FAFSA 2025-26 interface for Student Stephen Mendoza. The progress bar at the top indicates the following steps: 1. Personal Circumstances (completed), 2. Demographics (current step), 3. Financials, 4. Colleges, and 5. Signature. The main heading is "Student Citizenship Status" with a help icon. There are three radio button options: "U.S. citizen or national" (selected), "Eligible noncitizen", and "Neither U.S. citizen nor eligible noncitizen". At the bottom, there are "Previous" and "Continue" buttons.

FAFSA[®] FORM 2025-26 Student Stephen Mendoza Save FAFSA Menu

1 Personal Circumstances 2 Demographics 3 Financials 4 Colleges 5 Signature

Student Citizenship Status ⓘ

☒ U.S. citizen or national

☐ Eligible noncitizen

☐ Neither U.S. citizen nor eligible noncitizen

Previous Continue

Married Student's Parent Education Status

The student is asked about their parents' education status. The student selects the "Neither parent attended college" option.

The screenshot displays the FAFSA 2025-26 form for Student Stephen Mendoza. The progress bar at the top indicates the following steps: 1. Personal Circumstances (completed), 2. Demographics (current step), 3. Financials, 4. Colleges, and 5. Signature. The "Parent Education Status" section asks, "Did either of the student's parents attend college or complete college?" with a help icon. There are four radio button options: "Neither parent attended college" (selected), "One or both parents attended college, but neither parent completed college", "One or both parents completed college", and "Don't know". At the bottom, there are "Previous" and "Continue" buttons.

FAFSA[®] FORM 2025-26 Student Stephen Mendoza Save FAFSA Menu

1 Personal Circumstances 2 Demographics 3 Financials 4 Colleges 5 Signature

Parent Education Status

Did either of the student's parents attend college or complete college? ⓘ

☒ Neither parent attended college

☐ One or both parents attended college, but neither parent completed college

☐ One or both parents completed college

☐ Don't know

Previous Continue

Married Student's Parent Killed in Line of Duty

Since the student is under the age of 33, they are asked if their parent was killed in the line of duty. The student selects the "No" option.

The screenshot shows the FAFSA 2025-26 application interface for Student Stephen Mendoza. The progress bar at the top indicates the following steps: 1. Personal Circumstances (completed), 2. Demographics (current step), 3. Financials, 4. Colleges, and 5. Signature. The question being asked is "Parent Killed in Line of Duty". The text of the question is: "Was the student's parent or guardian killed in the line of duty while either (1) serving on active duty as a member of the U.S. armed forces on or after the events of 9/11, or (2) performing official duties as a public safety officer? ⓘ". A note below the question states: "Public safety officers include law enforcement officers, firefighters, and emergency service workers." There are two radio button options: "Yes" (unselected) and "No" (selected). At the bottom of the form, there are "Previous" and "Continue" buttons.

Married Student High School Completion Status

The student is asked about what their high school completion status will be when they start the 2025–26 school year. The student selects the "High school diploma" option.

FAFSA[®] FORM 2025–26 Student: Stephen Mendoza Save FAFSA Menu

1 Personal Circumstances 2 Demographics 3 Financials 4 Colleges 5 Signature

Student High School Completion Status

What will the student's high school completion status be at the beginning of the 2025–26 school year? ⓘ

☒ High school diploma

☐ State-recognized high school equivalent (e.g., GED certificate)

☐ Homeschooled

☐ None of the above

Previous Continue

Married Student High School Information

The student is asked which high school they did or will graduate from. The student enters their high school's state and city. After selecting "Search," they select the correct high school from the search results.

FAFSA[®] FORM 2025-26 Student Stephen Mendoza Save FAFSA Menu

1 2 3 4 5
Personal Circumstances Demographics Financials Colleges Signature

Student High School Information

From what high school did or will the student graduate? ⓘ

State
California (CA)

City
Los Angeles

High School Name - optional
alexande x

Alexander Hamilton Senior High

Previous Continue

FAFSA[®] FORM 2025-26 Student Stephen Mendoza Save FAFSA Menu

1 2 3 4 5
Personal Circumstances Demographics Financials Colleges Signature

Student High School Information

From what high school did or will the student graduate? ⓘ

State
California (CA)

City
Los Angeles

High School Name - optional
Alexander Hamilton Senior High

Alexander Hamilton Senior High
Los Angeles, California (CA)

Search Again

Previous Continue

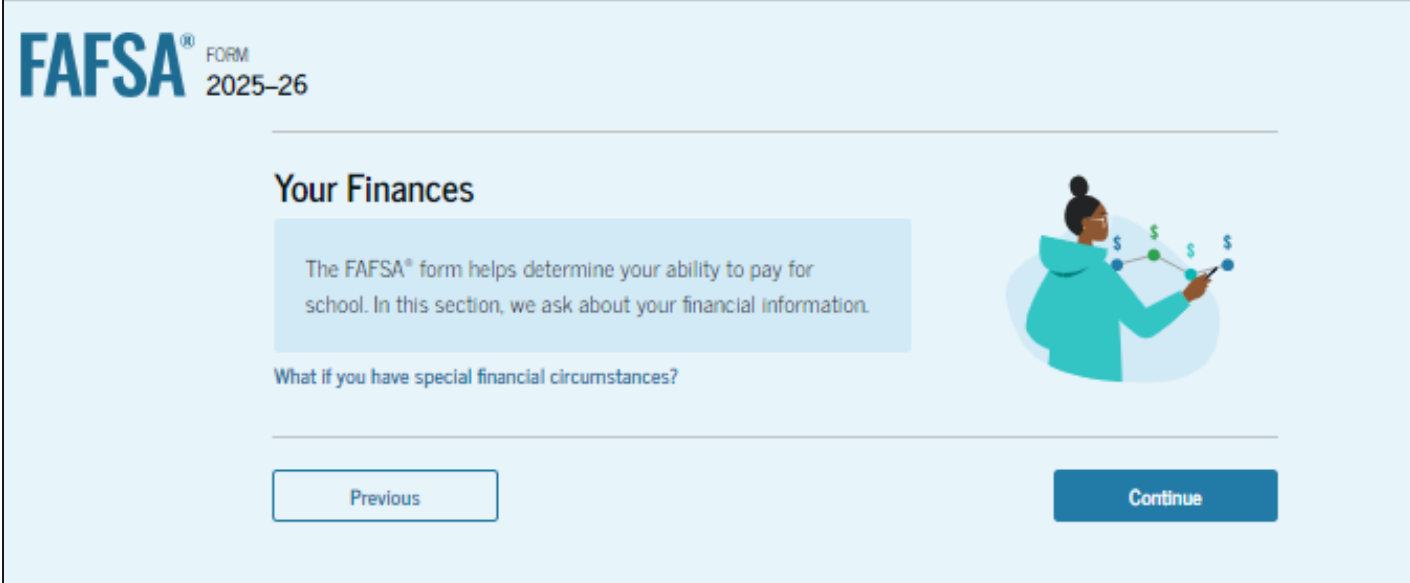
Married Student Confirms High School

The student has the option to edit the high school information presented on this page by selecting "Edit," which will return them to the high school information page. The student confirms their high school information and selects "Continue" to proceed to the next section.

The screenshot shows the FAFSA 2025-26 interface for Student Stephen Mendoza. At the top, a progress bar indicates five steps: 1. Personal Circumstances (checked), 2. Demographics (active), 3. Financials, 4. Colleges, and 5. Signature. The main heading is "Confirm Your High School" with a subtext: "Verify that your high school information below is correct. Once you're ready, select 'Continue' and we'll add it to your FAFSA® form." Below this, the high school information is displayed: "High School Name" is "Alexander Hamilton Senior High" with an "Edit" link; "City" is "Los Angeles"; and "State" is "CA". At the bottom, there are "Previous" and "Continue" buttons.

Introduction: Married Student Financials

This is the first page within the "Student Financials" section. It provides an overview of the section.



The screenshot displays the FAFSA 2025-26 interface. At the top left is the FAFSA logo with 'FORM 2025-26' next to it. The main heading is 'Your Finances'. Below this, a light blue box contains the text: 'The FAFSA® form helps determine your ability to pay for school. In this section, we ask about your financial information.' To the right of this box is an illustration of a person in a teal hoodie holding a pen, with dollar signs and a line graph floating around them. Below the light blue box, the text 'What if you have special financial circumstances?' is visible. At the bottom, there are two buttons: 'Previous' on the left and 'Continue' on the right.

Married Student Federal Benefits Received

This page asks the student if they or anyone in their family has received federal benefits. The student selects "None of these apply."

FAFSA® FORM 2025-26 Student: Stephen Mendosa Save | FAFSA Menu

Personal Circumstances Demographics Financials Colleges Signature

Federal Benefits Received

Responses Don't Affect Federal Student Aid Eligibility
Your answers to these questions will not affect the student's eligibility for federal student aid or these federal benefits.

At any time during 2023 or 2024, did the student or anyone in their family receive benefits from any of the following federal programs? ⓘ
Select all that apply:

- ☐ Earned Income Credit (EIC) ⓘ
- ☐ Federal Housing Assistance ⓘ
- ☐ Free or Reduced Price School Lunch ⓘ
- ☐ Medicaid ⓘ
- ☐ Refundable Credit for Coverage Under a Qualified Health Plan (QHP) ⓘ
- ☐ Supplemental Nutrition Assistance Program (SNAP) ⓘ
- ☐ Supplemental Security Income (SSI) ⓘ
- ☐ Temporary Assistance for Needy Families (TANF) ⓘ
- ☐ Special Supplemental Nutrition Program for Women, Infants, and Children (WIC) ⓘ
- ☒ None of these apply.

Previous Continue

Married Student Tax Filing Status

This page asks the student about their tax filing status. The student selects "Yes" to "Did or will the student file a 2023 IRS Form 1040 or 1040-NR?" and "No" to "Did or will the student file a 2023 joint tax return with their current spouse?"

The screenshot shows the FAFSA 2025-26 interface for Student Stephen Mendoza. The top navigation bar includes the FAFSA logo, the form year (2025-26), the student's name, and links for Save and FAFSA Menu. A progress indicator shows five steps: Personal Circumstances (1), Demographics (2), Financials (3), Colleges (4), and Signature (5). The current step is Financials, titled "Student Tax Filing Status".

Under the heading "Student Tax Filing Status", there are two questions:

- Question 1: "Did or will the student file a 2023 IRS Form 1040 or 1040-NR?" with a help icon. The "Yes" radio button is selected.
- Question 2: "Did or will the student file a 2023 joint tax return with their current spouse?" with a help icon. The "No" radio button is selected.

At the bottom of the form, there are two buttons: "Previous" and "Continue".

Married Student Family Size

This page displays the family size for the student. The student has the option to enter the number of children or other dependents who live with the student and will receive more than half of their support from the student between July 1, 2025, and June 30, 2026.

The screenshot shows the FAFSA 2025-26 Financials page for Student Stephen Mendoza. The page has a light blue header with the FAFSA logo, the form year, the student's name, and a 'Save' button. A progress bar at the top indicates the following steps: Personal Circumstances (checked), Demographics (checked), Financials (active), Colleges (4), and Signature (5). The main heading is 'Family Size'. Below it, a paragraph explains that the system has made assumptions based on previous answers and that the student's spouse (if married) is always included in the family size. A green box displays 'The student's family size is 2.' with a breakdown: Student: 1, Student's Spouse: 1, and Student's Children and Other Dependents: 0. A green instruction box states: 'Enter the number of children or other dependents who live with the student and will receive more than half of their support from the student between July 1, 2025, and June 30, 2026.' Below this, a note says: 'Include dependent children who meet these criteria, even if they live apart because of college enrollment. Do not include the student applicant.' There is a text input field with the value '0' and an information icon. At the bottom, there are 'Previous' and 'Continue' buttons.

FAFSA[®] FORM 2025-26 Student Stephen Mendoza Save FAFSA Menu

Personal Circumstances Demographics Financials Colleges Signature

Family Size

Based on answers to previous questions, we've made some assumptions about your family. The student (and student's spouse, if married) are always included in the family size. The box below shows your family size based on our assumptions and the number of children or other dependents you report.

The student's family size is 2.

Student: 1 Student's Spouse: 1 Student's Children and Other Dependents: 0

Enter the number of children or other dependents who live with the student and will receive more than half of their support from the student between July 1, 2025, and June 30, 2026.

Include dependent children who meet these criteria, even if they live apart because of college enrollment. Do not include the student applicant.

0 ⓘ

Previous Continue

Married Student Number in College

This page asks the student how many people in the family will be in college between July 1, 2025, and June 30, 2026. The student enters a response into the entry field.

The screenshot displays the FAFSA 2025-26 application interface for Student Stephen Mendoza. The top navigation bar includes the FAFSA logo, the form year (2025-26), the student's name, and options to Save or access the FAFSA Menu. A progress indicator shows five steps: Personal Circumstances, Demographics, Financials (current step), Colleges, and Signature. The main content area is titled 'Number in College' and contains the question: 'How many people in the student's family, including the student, will be in college between July 1, 2025, and June 30, 2026?'. Below the question is a text input field containing the number '1' and an information icon. At the bottom, there are 'Previous' and 'Continue' buttons.

FAFSA[®] FORM 2025-26 Student Stephen Mendoza Save FAFSA Menu

Personal Circumstances Demographics Financials Colleges Signature

Number in College

How many people in the student's family, including the student, will be in college between July 1, 2025, and June 30, 2026?

1 ⓘ

Previous Continue

Married Student Tax Return Information

The student is asked questions about their 2023 tax return. The student enters a response in each entry field.

FAFSA[®] FORM 2025-26

Student Stephen Mendoza

Save | FAFSA Menu

1

2

3

4

5

Personal Circumstances

Demographics

Financials

Colleges

Signature

Student 2023 Tax Return Information

Refer to the student's 2023 tax return to answer the following questions.
If the answer is zero or the question does not apply, enter 0.

Report Only Student Taxes

Report only the student's individual tax information. The student's spouse must provide their own tax information separately.

Where to find this information on the tax form

Filing Status

☐ Single
 ☐ Head of household
 ☐ Married filing jointly
 ☒ Married filing separately
 ☐ Qualifying surviving spouse

Income Earned From Work

\$ 500 .00

Tax Exempt Interest Income

\$ 0 .00

Untaxed Portions of IRA Distributions

\$ 0 .00

Untaxed Portions of Pensions

\$ 0 .00

Adjusted Gross Income

\$ 0 .00

Income Tax Paid

\$ 0 .00

IRA Deductions and Payments to Self-Employed SEP, SIMPLE, and Qualified Plans

\$ 0 .00

Education Credits (American Opportunity Tax Credit and Lifetime Learning Tax Credit)

\$ 0 .00

Did the student file a Schedule A, B, D, E, F, or H with their 2023 IRS Form 1040?

☐ Yes
 ☒ No
 ☐ Don't know

Net Profit or Loss From IRS Form 1040 Schedule C

\$ 0 .00

Amount of College Grants, Scholarships, or AmeriCorps Benefits Reported as Income to the IRS

\$ 0 .00

Foreign Earned Income Exclusion

\$ 0 .00

Previous

Continue

Married Student Assets

The student is asked about their and their spouse's assets and the amount of child support received. The student enters a response in each entry field.

The screenshot displays the FAFSA 2025-26 Financials section for Student Stephen Mendoza. The progress bar at the top indicates the following steps: Personal Circumstances (1), Demographics (2), Financials (3, current), Colleges (4), and Signature (5). A blue information box states: "Report Combined Assets and Child Support Received. Report the combined assets and child support received for the student and their spouse." The section includes three main input fields, each with a dollar sign icon, a numeric input field, and a decimal dropdown set to .00:

- Annual Child Support Received**
Enter the total amount of child support the student received for the last complete calendar year.
\$ 0 .00
- Student Assets**
Total Amount of Cash, Savings, and Checking Accounts on the Date the FAFSA Form Was First Submitted
Don't include student aid.
\$ 700 .00
- Net Worth of Investments, Including Real Estate, on the Date the FAFSA Form Was First Submitted**
Don't include the home the student lives in. Net worth is the value of the investments minus any debts owed against them.
\$ 0 .00
- Net Worth of Businesses and Investment Farms on the Date the FAFSA Form Was First Submitted**
Enter the net worth of the student's businesses and for-profit agricultural operations. Net worth is the value of the businesses and farms minus any debts owed against them.
\$ 0 .00

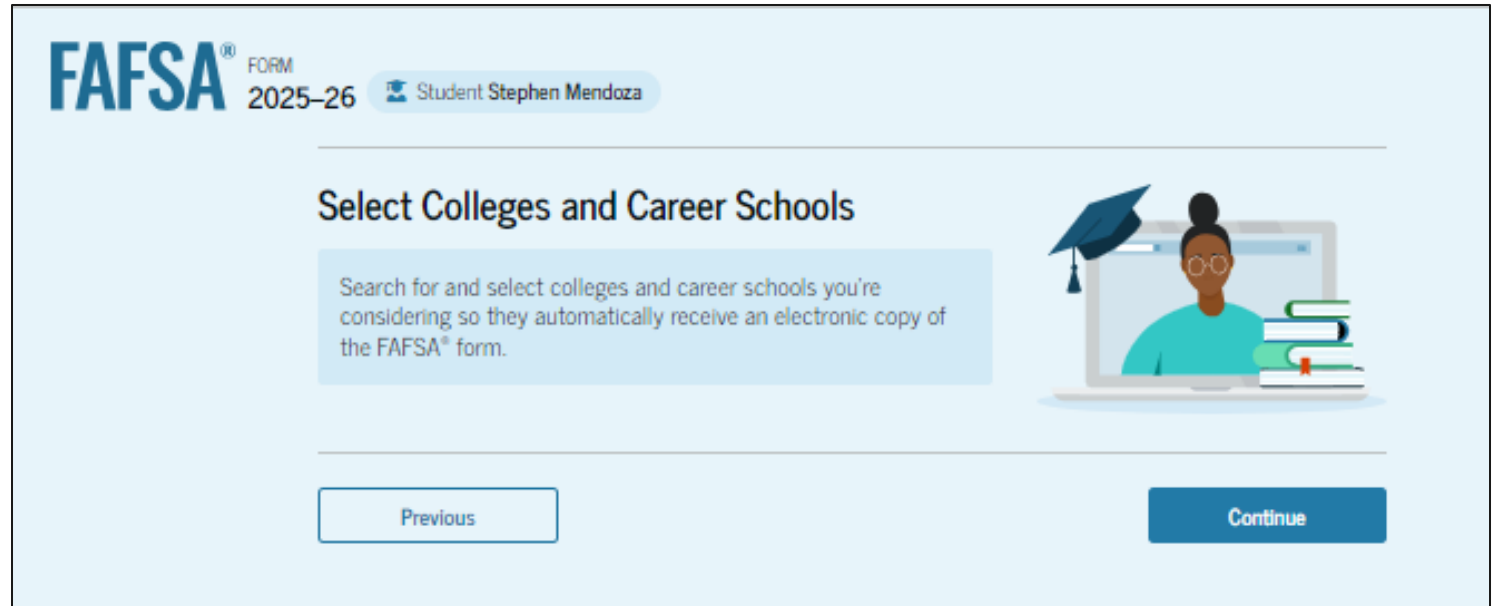
At the bottom, there are "Previous" and "Continue" buttons.

Invite Spouse to Your FAFSA® Form

Based on their marital status and the information provided by the student, the student is required to invite their spouse to their FAFSA® form to complete the required student spouse sections. The student enters the personal information about their spouse in order to send them an invite to their form.

Introduction: Married Student Select Colleges

This is the first page in the "Select Colleges and Career Schools" section, which is the final part of the FAFSA® form's student section to require information. It provides an overview of the section.



The screenshot shows the FAFSA 2025-26 interface for Student Stephen Mendoza. The header includes the FAFSA logo, the text 'FORM 2025-26', and the student's name. The main heading is 'Select Colleges and Career Schools'. Below this, a light blue box contains the text: 'Search for and select colleges and career schools you're considering so they automatically receive an electronic copy of the FAFSA® form.' To the right of this box is an illustration of a person with glasses and a graduation cap, sitting at a desk with books. At the bottom, there are two buttons: 'Previous' and 'Continue'.

Married Student College Search

The student is asked to search for the colleges and/or career schools they would like to receive their FAFSA® information. The student searches for a school by entering a state, city, and/or school name. After selecting "Search," they select the correct school(s) from the search results. Students can send their FAFSA information to a maximum of 20 schools.

FAFSA® FORM 2025-26 Student: Stephen Mendoza | Save | FAFSA Menu

Personal Circumstances | Demographics | Financials | **Colleges** | Signature

Where should we send the FAFSA® information?
Search and select colleges and career schools.

If you can't find your school when searching by school name or state, try searching by School Code.

You must add at least one college or career school to the FAFSA® form. You can add up to 20 schools. Make sure to list all the schools you're considering, even if you're not certain you'll apply to all of them. You can add or delete schools on your FAFSA form later. [Find tips for searching for colleges or career schools.](#)

0 out of 20 schools selected | View Selected Schools

Search by School Name | Search by School Code

State:

School Name - optional:

Paul Mitchell the School San Jose San Jose, California (CA)	Federal School Code 042905	<input type="button" value="+ Select"/>
Evergreen Valley College San Jose, California (CA)	Federal School Code 012452	<input checked="" type="button" value="Selected"/>
Gurnick Academy of Medical Arts, LLC San Jose, California (CA)	Federal School Code 041698	<input checked="" type="button" value="Selected"/>
San Jose City College San Jose, California (CA)	Federal School Code 001282	<input type="button" value="+ Select"/>

< Previous **1** Next >

Married Student Selected Colleges

The student can view which colleges and/or career schools they have selected. If the student has not selected 20 schools, they have the option to search and select more schools, and, in some states, they have the option to reorder the list of selected schools. When the student selects "Continue," they will have completed entering the required student information for their section and can proceed to review and sign their form.

FAFSA® FORM 2025-26 Student Stephen Mendoza Save FAFSA Menu

Personal Circumstances Demographics Financials **Colleges** Signature

Selected Colleges and Career Schools

These are the colleges and career schools that you've selected to receive the FAFSA® form.

Review this list of schools and confirm your selection(s).

2 out of 20 schools selected

Showing 1 to 2 of 2

Evergreen Valley College San Jose, California (CA)	Federal School Code 012452	Remove	View Information
Gurnick Academy of Medical Arts, LLC San Jose, California (CA)	Federal School Code 041698	Remove	View Information

Search and Select More Schools

Previous Continue

Married Student Review Page

The review page displays the responses that the student has provided in the FAFSA® form. The student can view all their responses by selecting "Expand All" or expand each section individually. To edit a response, the student can select the question's hyperlink and will be taken to the corresponding page. Additionally, since the student invited their spouse into the form, they see the spouse contributor section and the status of their spouse's invite.

FAFSA® FORM 2025-26 Student Stephen Mendoza Save FAFSA Menu

Continue To Sign Your Form

Here's a summary of the information you provided on the FAFSA® form. Continue once you're ready to submit.

Scroll To Continue

After reviewing your answers, scroll to the bottom of the page to continue. You must continue past this page to sign and submit your section of the FAFSA form.

Student Sections Expand All

- Introduction Personal Identifiers
- Section 1 Personal Circumstances
- Section 2 Demographics
- Section 3 Financials
- Section 4 Colleges

Contributor Section

This Section is Shared with One Contributor Manage Contributor Information

This FAFSA® form is shared with the individual(s) listed below. View who you invited and the status of their section.

Contributor(s)	Role	Date Added	Status
Jack Bennet	Student Spouse	8/29/2024	Invite Sent

Student Spouse Sections Expand All

- Introduction Personal Identifiers
- Section 1 Financials

Previous Continue

Married Student Signature

On this page, the student reviews the terms and conditions for signing their FAFSA® form. They agree to a list of statements that they certify before providing their signature.

The screenshot shows the FAFSA 2025-26 Signature page for Student Stephen Mendoza. At the top, a progress bar indicates the following steps: Personal Circumstances, Demographics, Financials, Colleges, and Signature (the current step, marked with a '5'). The page title is 'Sign and Complete Your Section'. A green-bordered box contains a 'Summary' section with the following text: 'This page confirms that you understand the terms and conditions of the FAFSA® form and filled out the form accurately to the best of your ability. The FAFSA form is a legal document you will electronically sign with your account username and password (FSA ID). Because your FSA ID is associated with your personal information, do not share it with anyone.' Below this, a section titled 'By signing this application electronically using your FSA ID, YOU, THE STUDENT, certify that you' is followed by a bulleted list of five statements: 'will use federal and/or state student aid only to pay the cost of attending an institution of higher education,' 'are not in default on a federal student loan or have made satisfactory arrangements to repay it,' 'do not owe money back on a federal student grant or have made satisfactory arrangements to repay it,' 'will notify your school if you default on a federal student loan, and' 'will not receive a Federal Pell Grant from more than one school for the same period of time.' Another section titled 'By signing this application electronically using your account username and password, you certify that all of the information you provided is true and complete to the best of your knowledge and you agree, if asked, to provide' is followed by a bulleted list of two items: 'information that will verify the accuracy of your completed form, and' 'U.S. or foreign income tax forms that you filed or are required to file.' At the bottom, a final statement reads: 'You also certify that you understand that the secretary of education has the authority to verify information reported on your application.'

FAFSA® FORM 2025-26 Student Stephen Mendoza Save FAFSA Menu

Personal Circumstances Demographics Financials Colleges **5 Signature**

Sign and Complete Your Section ①

Summary

This page confirms that you understand the terms and conditions of the FAFSA® form and filled out the form accurately to the best of your ability.

The FAFSA form is a legal document you will electronically sign with your account username and password (FSA ID). Because your FSA ID is associated with your personal information, do not share it with anyone.

By signing this application electronically using your FSA ID, YOU, THE STUDENT, certify that you

- will use federal and/or state student aid only to pay the cost of attending an institution of higher education,
- are not in default on a federal student loan or have made satisfactory arrangements to repay it,
- do not owe money back on a federal student grant or have made satisfactory arrangements to repay it,
- will notify your school if you default on a federal student loan, and
- will not receive a Federal Pell Grant from more than one school for the same period of time.

By signing this application electronically using your account username and password, you certify that all of the information you provided is true and complete to the best of your knowledge and you agree, if asked, to provide

- information that will verify the accuracy of your completed form, and
- U.S. or foreign income tax forms that you filed or are required to file.

You also certify that you understand that the secretary of education has the authority to verify information reported on your application.

Married Student Signature (Continued)

This is a continuation of the student signature page. After agreeing to the terms and conditions of the FAFSA® form and signing, the student is able to submit their section of the FAFSA form. Since the student spouse information has not been provided, the FAFSA form is not considered complete and can't be processed yet.

If you sign this application or any document related to the federal student aid programs electronically using a username and password, and/or any other credential, you certify that you are the person identified by the username and password, and/or any other credential and have not disclosed that username and password, and/or any other credential to anyone else. If you purposefully give false or misleading information, including applying as an independent student without meeting the unusual circumstances required to qualify for such a status, you may be subject to criminal penalties under 20 U.S.C. 1097, which may include a fine up to \$20,000, imprisonment, or both.

Additionally, by signing this application electronically using your FSA ID, you authorize the U.S. Department of Education to disclose all information provided on this application, as required under Section 483(a)(2)(D)(i) of the *Higher Education Act of 1965*, as amended, to the institutions you have identified herein, state higher education agencies (in your state of residence and the states in which the institutions identified herein are located), and designated scholarship organizations to assist with the application, award, and administration of federal, state, or institutional financial aid programs and designated scholarship programs. Notwithstanding this authorization, the name of an institution that you select to authorize such disclosure shall not be shared with any other institution.

Sign Your FAFSA® Form

☒ I, Stephen Mendoza, agree to the terms outlined above.

[Previous](#)[Sign](#)

Married Student Section Complete

Upon signing the student section, the student is presented the student section complete page. This page displays information for the student about next steps, including tracking their FAFSA® form. The student is reminded that their form is not completed and can't be submitted until their spouse completes the contributor section of the form and signs it.

FAFSA® FORM 2025-26 Student Stephen Mendoza Save FAFSA Menu

You're Almost There!
The student section is complete!

Spouse Contributor

Requirements for Independent Students
Your FAFSA® form is not complete until your spouse fills in the contributor section of the form and signs it. Once completed, your FAFSA form will be submitted for processing.

Contributor(s)	Role	Date Added	Status
Jack Bennet	Student Spouse	8/29/2024	Invite Sent


Track and Manage Your FAFSA® Form and Contributors
Your application has been added to the "My Activity" page in your StudentAid.gov account. Visit this page to keep track of your FAFSA status; review, edit, or delete information on your form; and monitor the status of your contributor(s).


[View Status](#)

Married Student Section Complete (Continued)


This is a continuation of the student section complete page. This page displays information for the student about next steps, including checking their email and a reminder that their FAFSA® form is not completed and can't be submitted until the student spouse completes the contributor section of the form and signs it. Next, in this scenario, the student's invited spouse will enter the FAFSA form and complete the spouse section.


Here's What You Can Do Next

 **Check Your Email**
You'll receive an email version of this page at the following email address:
599888060test@testcod.edu.

 **Action Still Needed**
The contributor(s) you selected will receive an email invitation to join your form.

Things You Should Know

 **View Your FAFSA® Submission Summary**
Once your application is complete and submitted, you can view your FAFSA Submission Summary, a summary of the information you provided on your FAFSA form. You'll be able to access the FAFSA Submission Summary one to three days after you submit your application by logging back in with your account username and password (FSA ID).

 **Questions About The FAFSA® Process?**
Visit the "FAFSA Help" page for more information.
[Get Help](#)

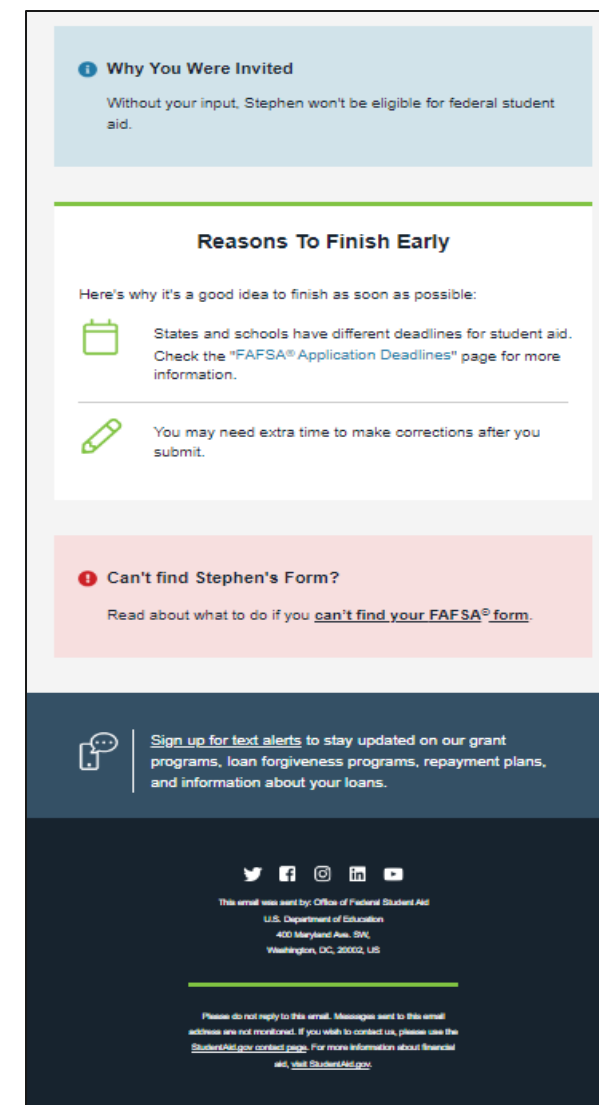
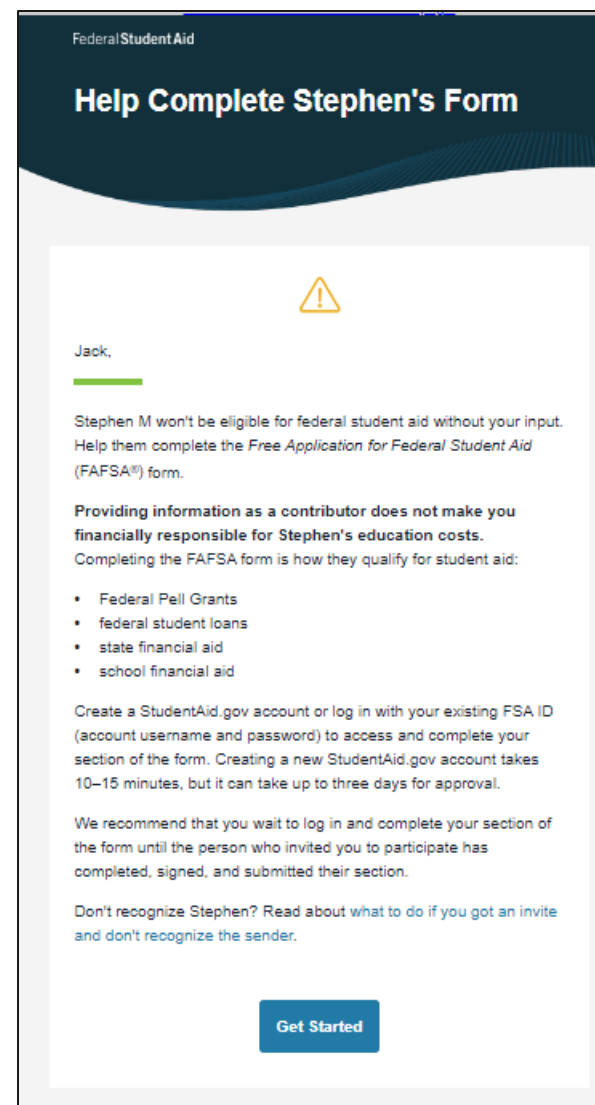
We strongly recommend that your spouse completes their own section. If that isn't possible, you can manually provide their information, but you will not be eligible for federal student aid, including grants and loans, until they provide consent and approval, and sign the form.

[Provide Student Spouse Information Manually](#)

185

Student Spouse Email

This is NOT a view within StudentAid.gov or the FAFSA® form. This view demonstrates a student spouse opening the FAFSA invitation from their email. The student spouse selects "Get Started" and is taken to StudentAid.gov.



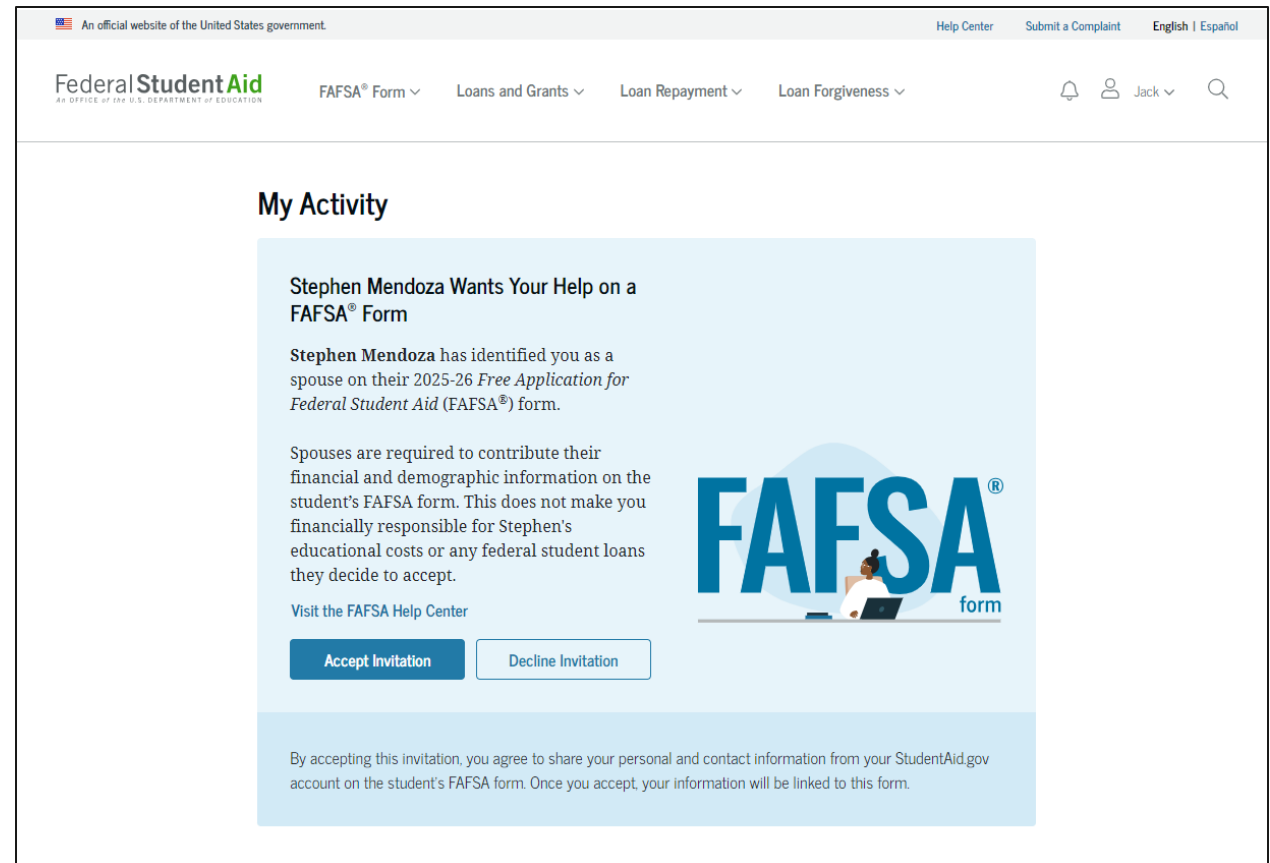
Student Spouse Log In

The student spouse is taken from their email to the "Log In" page to enter their log-in credentials. To access the FAFSA® form, all users are required to have an FSA ID (StudentAid.gov account username and password). If the student spouse doesn't have an FSA ID, they can select "Create an Account."

The screenshot shows the Federal Student Aid website's login interface. At the top, there is a navigation bar with links for 'Help Center', 'Submit a Complaint', and 'English | Español'. Below this, the 'FederalStudentAid' logo is displayed alongside links for 'FAFSA® Form', 'Loans and Grants', 'Loan Repayment', and 'Loan Forgiveness'. A 'Log In | Create Account' link is also present. The main content area features a 'Log In' section with a blue arrow icon. It includes two input fields: 'Email, Phone, or FSA ID Username' (containing 'test595011623') and 'Password' (masked with dots). A 'Show Password' link is next to the password field. Below the fields is a blue 'Log In' button. Underneath the button are links for 'Forgot My Username' and 'Forgot My Password'. At the bottom of the login section is a 'Create an Account' link. A 'Help Me Log In to My Account' link is located below the login section. The footer contains links for 'Help Center', 'Contact Us', 'Site Feedback', 'About Us', 'Announcements', 'Data Center', 'Resources', and 'Forms Library'. The Federal Student Aid logo and social media icons are also in the footer.

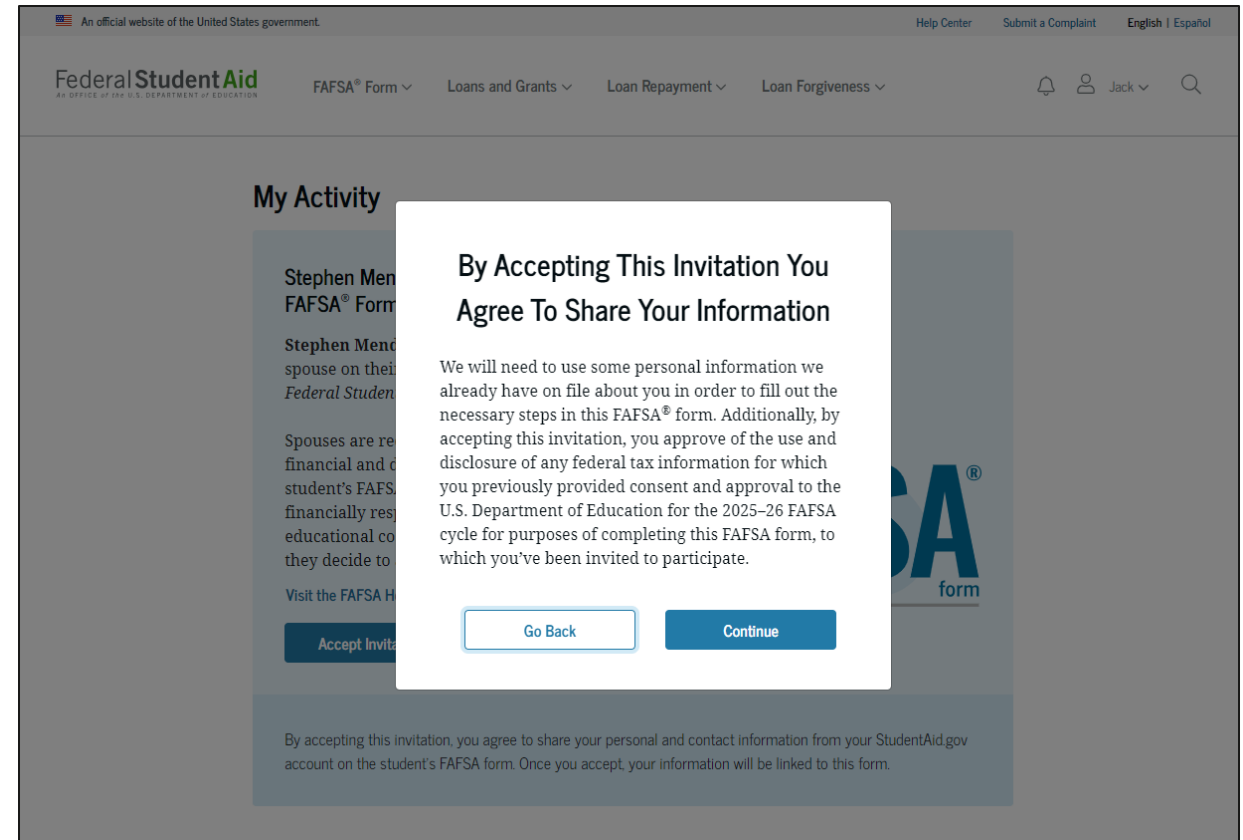
Student Spouse Status Center – My Activity

After successfully logging in, the student spouse is taken to their "My Activity" section. The student spouse sees an invitation to be a contributor on the student's FAFSA® form.



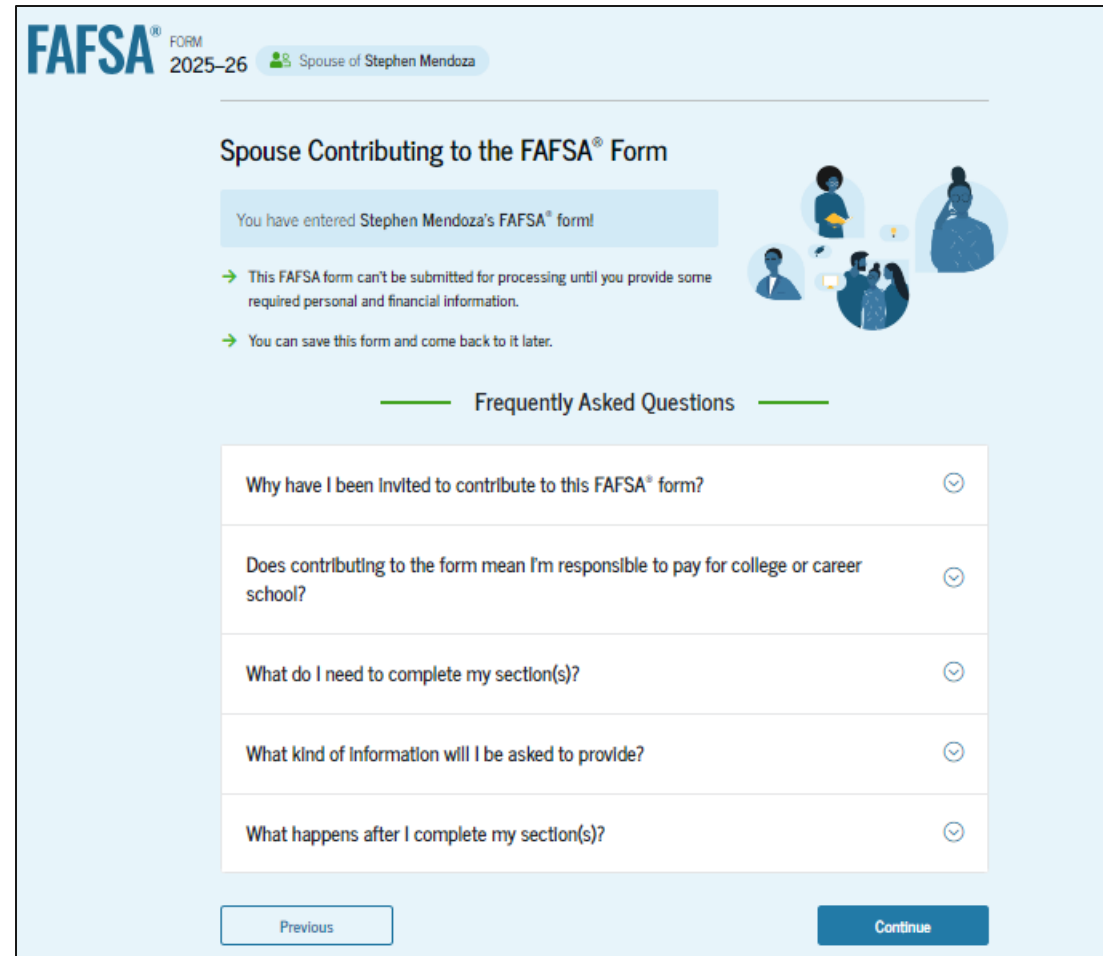
Student Spouse Status Center – My Activity (Continued)

When the student spouse selects "Accept Invitation," a pop-up window appears to remind the student spouse that their personal information is needed to fill out the student's FAFSA® form. The student spouse selects "Continue" to agree to sharing their information and enters the FAFSA form.



Student Spouse Contributing to the FAFSA® Form

This page provides information about being a contributor on a FAFSA® form.



FAFSA® FORM 2025-26 Spouse of Stephen Mendoza

Spouse Contributing to the FAFSA® Form

You have entered Stephen Mendoza's FAFSA® form!

- This FAFSA form can't be submitted for processing until you provide some required personal and financial information.
- You can save this form and come back to it later.

Frequently Asked Questions

- Why have I been invited to contribute to this FAFSA® form?
- Does contributing to the form mean I'm responsible to pay for college or career school?
- What do I need to complete my section(s)?
- What kind of information will I be asked to provide?
- What happens after I complete my section(s)?

[Previous](#) [Continue](#)

Student Spouse Identity Information

This is the first page within the student spouse section. The student spouse can verify that their personal information is correct. To update any of the personal information, the student spouse must access their Account Settings on StudentAid.gov.

The screenshot shows the FAFSA 2025-26 'Spouse of Stephen Mendoza' form. The title is 'Student Spouse Identity Information' with a sub-instruction: 'Review the information below and verify that it's correct before moving forward.' The form contains the following fields and values:

- Name: Jack F Bennet
- Date of Birth: 02/15/2006
- Social Security Number: ***-**-8062
- Email Address: 599888062test@testcod.edu
- Mobile Phone Number (555): 557-6023
- Permanent Mailing Address (Include apartment number): 123 testing road
- City: city
- State: CA
- Zip Code: 42000
- Country: United States (US)

At the bottom right is a blue 'Continue' button. A link for 'Account Settings' is provided for updates.

Student Spouse Provides Consent and Approval

This page informs the student spouse about consent, approval, and the use of their federal tax information. By providing consent and approval, the student spouse's federal tax information is transferred directly from the IRS into the FAFSA® form to help complete the "Student Spouse Financials" section.

The screenshot shows the FAFSA 2025-26 form for Stephen Mendoza. The page title is "Provide Consent and Approval or the Student Won't Be Eligible for Federal Student Aid". A green summary box contains the following text: "Summary: Your consent and approval are needed to retrieve and disclose federal tax information. With your consent and approval, we can obtain tax return information automatically from the IRS to help you complete your section of the student's FAFSA® form. If you don't provide consent and approval, the student will not be eligible for federal student aid, including grants and loans. You must provide consent and approval even if you didn't file a U.S. federal tax return or any tax return." Below the summary are three bullet points: "Get your 2023 tax return information for the 2025-26 FAFSA form.", "Federal tax information is used to determine the student's eligibility for federal student aid.", and "Tax return information is required to complete the FAFSA form." The main body of the page contains a consent statement and three numbered sections: 1. ED may disclose my Social Security number/Individual Taxpayer Identification Number, last name, date of birth, unique identifier, the tax year for which federal tax information is required, and the date and timestamp of my approval for the use of my federal tax information in determining eligibility by ED for which approval is provided to the U.S. Department of the Treasury, Internal Revenue Service (IRS). I understand that in response to such a request from ED, the IRS shall then disclose my federal tax information to "authorized persons" (i.e., specifically designated officers and employees of ED and its contractors (as defined in 26 U.S.C. § 6103(i)(13)(E))) for the purpose of determining eligibility for and the amount of federal student aid under a program authorized under subpart 1 of part A, part C, or part D of Title IV of the Higher Education Act of 1965, as amended, for myself or an applicant for federal student aid who has requested that I share my federal tax information on their Free Application for Federal Student Aid (FAFSA®) form. 2. Authorized persons at ED and its contractors (as defined in 26 U.S.C. § 6103(i)(13)(E)) may use my federal tax information for the purpose of determining the eligibility for and amount of federal student aid under a program authorized under subpart 1 of part A, part C, or part D of Title IV of the Higher Education Act of 1965, as amended, for myself or a FAFSA applicant who has requested that I share my federal tax information on the FAFSA form. 3. ED may redisclose my federal tax information received from the IRS pursuant to 26 U.S.C. § 6103(i)(13)(D)(iii)) to the following entities solely for the use in the application, award, and administration of financial aid: o Institutions of higher education participating in the federal student aid programs authorized under subpart 1 of part A, part C, or part D of Title IV of the Higher Education Act of 1965, as amended o State higher education agencies

Student Spouse Provides Consent and Approval (Continued)

This is a continuation of the consent and approval page. Frequently asked questions about consent and approval are also provided. The student spouse selects "Provide Approval" to provide consent and approval, and they are taken to the next page.

- o Scholarship organizations designated prior to Dec. 19, 2019, by the secretary of education
- o Contractors of institutions of higher education and state higher education agencies to administer aspects of the institution's or state agency's activities for the application, award, and administration of such financial aid

4. ED may redisclose my federal tax information to another FAFSA applicant's FAFSA form(s) for which I elect to participate. By accepting an invitation and affirmation to participate in another individual's FAFSA form, my federal tax information will be redisclosed to the additional application. I understand that I may decline an invitation to participate, which will prevent the transfer of my federal tax information to that FAFSA form.

By consenting and providing my affirmative approval, I further understand the following:

1. My consent and affirmative approval are required, as a condition of my eligibility or the eligibility of a FAFSA applicant who has requested that I share my federal tax information on their FAFSA form, for federal student aid under a program authorized under subpart 1 of part A, part C, or part D of Title IV of the Higher Education Act of 1965, as amended, even if I did not file a U.S. federal tax return.
2. I am providing my written consent for the redisclosure of my federal tax information by ED to include, but not limited to, institutions of higher education, state higher education agencies, designated scholarship organizations, their respective contractors and auditors, other family members participating in the FAFSA form, Office of Inspector General, under 26 U.S.C. § 6103(l) (13)(D), and with my further express written consent obtained by an institution of higher education, the redisclosure of FAFSA information pursuant to the terms and conditions of 20 U.S.C. § 1098h(c).
3. Any federal tax information received from the IRS at a later date shall supersede any manually entered financial or income information on the FAFSA form.
4. ED may request updated federal tax information from the IRS once my consent and approval are provided. If federal tax information has changed (e.g., amended tax return filed with revised information), then eligibility for and amounts of federal, state, and institutional financial aid may change.
5. If I do not consent to the redisclosure of my federal tax information to institutions of higher education, state higher education agencies, designated scholarship organizations, and their respective contractors, ED will be unable to calculate my eligibility for federal student aid or the eligibility of a FAFSA applicant who has requested that I share my federal tax information on their FAFSA form.

By accepting below, I consent electronically to the use of my StudentAid.gov account username and password (FSA ID) as my signature and certify under penalty of perjury under the laws of the United States of America, that the foregoing is true and correct. I understand that any falsification of this statement is punishable under the provisions of 18 U.S.C. § 1001 by a fine, imprisonment of not more than five years, or both, and that the knowing and willful request for or acquisition of records pertaining to an individual under false pretenses is a criminal offense under the Privacy Act of 1974, subject to a fine of not more than \$5,000 fine (5 U.S.C. § 552(a)(i)(3)). By accepting and submitting my part of the FAFSA, my execution (including date and time) of consent and approval will be logged in ED's Person Authentication Service System of Record (18-11-12).

Frequently Asked Questions

Who should provide consent and approval? ⌵

If I'm married and didn't file a joint tax return with my current spouse, does my spouse have to provide consent and approval for you to access their tax information? ⌵

What happens after I provide consent and approval? ⌵

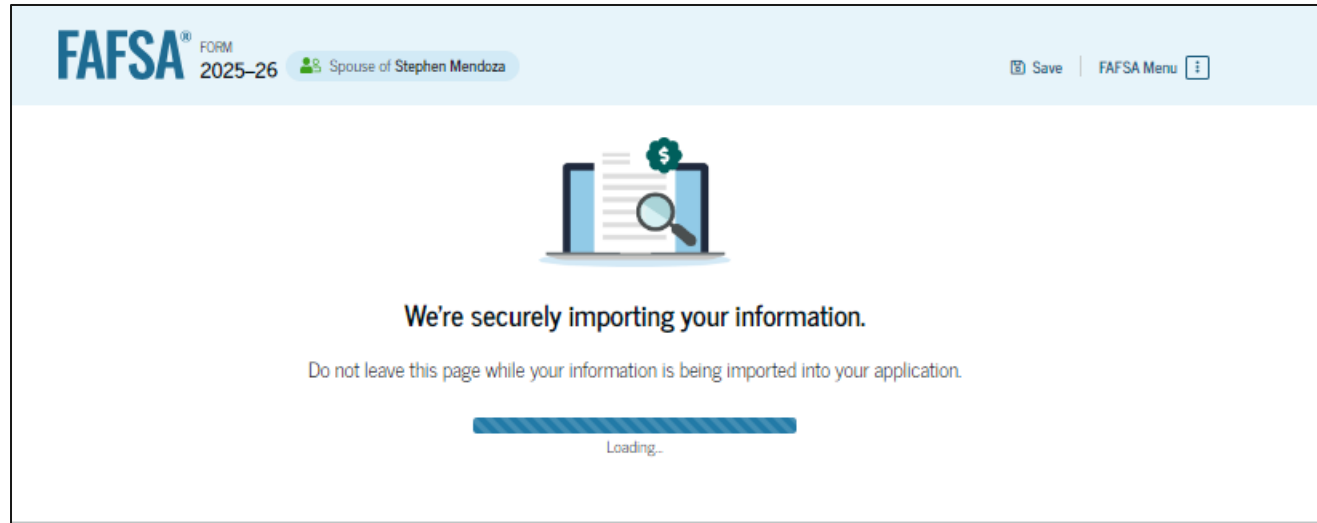
What happens if I decline consent and approval? ⌵

Select "Approve" to provide consent and approval for the use of your federal tax information to determine your eligibility for federal student aid. If you select "Decline," you will not be eligible for federal student aid.


Previous
Decline Approve

Student Spouse Imports IRS Information

This page imports the student spouse's federal tax information by directly transferring it into the FAFSA® form from the IRS to help complete the "Student Spouse Financials" section.

A screenshot of the FAFSA 2025-26 application interface for the "Spouse of Stephen Mendoza". The header bar is light blue and contains the FAFSA logo, the text "FORM 2025-26", the user name "Spouse of Stephen Mendoza", a "Save" button, and a "FAFSA Menu" button. The main content area is white and features a central illustration of a laptop with a magnifying glass over a document and a dollar sign icon. Below the illustration, the text reads: "We're securely importing your information." followed by "Do not leave this page while your information is being imported into your application." At the bottom of the main area is a blue progress bar and the text "Loading..".

FAFSA® FORM 2025-26 Spouse of Stephen Mendoza Save FAFSA Menu



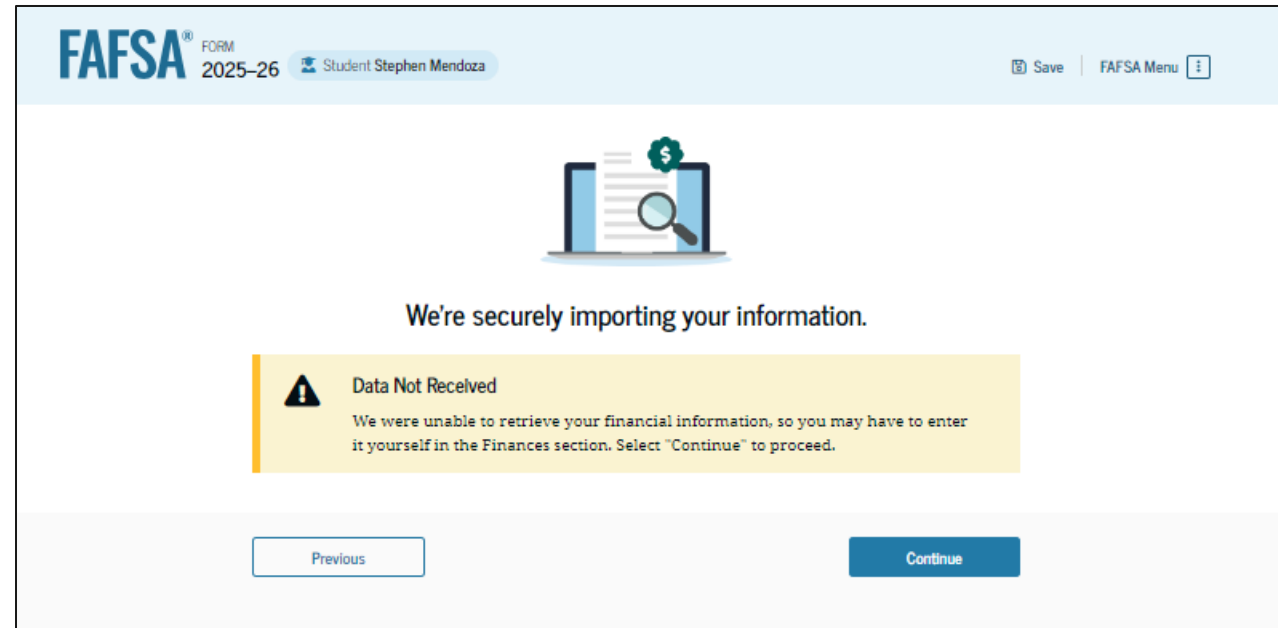
We're securely importing your information.

Do not leave this page while your information is being imported into your application.

Loading..

Student Spouse Imports IRS Information (Continued)

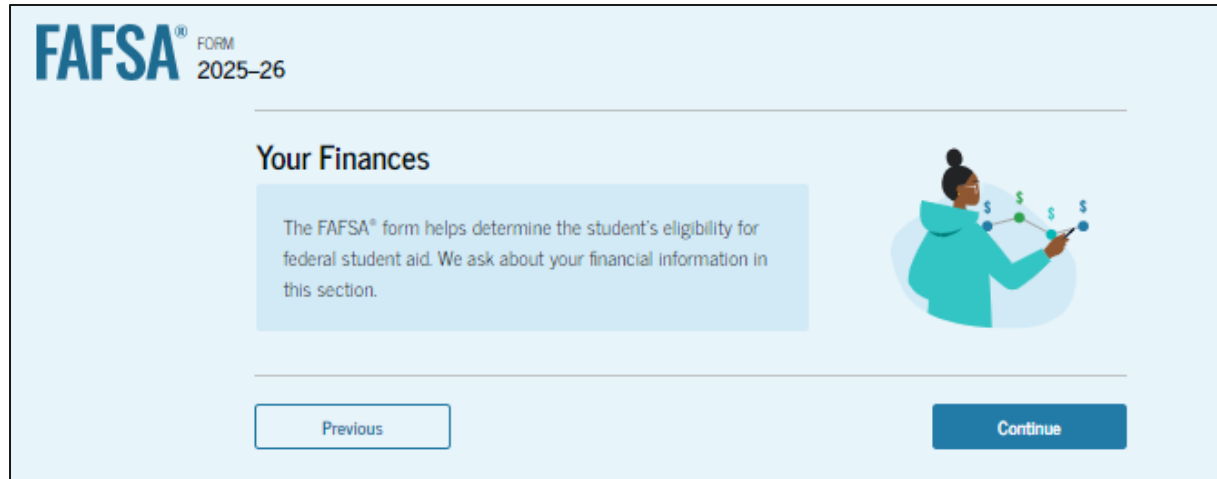
This page displays the results from the IRS import for the student spouse. For this scenario, the student spouse is contributing to a new FAFSA® and there is no federal tax information available from the IRS.



The screenshot shows the FAFSA 2025-26 interface for Student Stephen Mendoza. The header includes the FAFSA logo, the text 'FORM 2025-26', the student's name, a 'Save' button, and a 'FAFSA Menu' dropdown. The main content area features an illustration of a laptop with a magnifying glass and a dollar sign. Below this, a message states: 'We're securely importing your information.' A yellow warning box contains an exclamation mark icon and the text: 'Data Not Received. We were unable to retrieve your financial information, so you may have to enter it yourself in the Finances section. Select "Continue" to proceed.' At the bottom, there are two buttons: 'Previous' and 'Continue'.

Introduction: Student Spouse Financials

This is the first page within the "Student Spouse Financials" section. It provides an overview of the section.



The screenshot shows the FAFSA 2025-26 interface. At the top left is the FAFSA logo with 'FORM 2025-26' next to it. The main heading is 'Your Finances'. Below this, a light blue box contains the text: 'The FAFSA® form helps determine the student's eligibility for federal student aid. We ask about your financial information in this section.' To the right of this text is an illustration of a person in a teal hoodie pointing at a network of nodes and lines, with dollar signs floating around. At the bottom, there are two buttons: 'Previous' on the left and 'Continue' on the right.

Student Spouse Tax Filing Status

This page asks the student spouse about their tax filing status. The student spouse selects "Yes" to "Did or will the student's spouse file a 2023 IRS Form 1040 or 1040-NR?"

The screenshot shows the FAFSA 2025-26 interface for a student spouse of Stephen Mendoza. The page is titled "Student Spouse Tax Filing Status" and asks, "Did or will the student's spouse file a 2023 IRS Form 1040 or 1040-NR?". The "Yes" option is selected. The page includes a progress bar with two steps: "Financials" (step 1) and "Signature" (step 2). At the bottom, there are "Previous" and "Continue" buttons.

FAFSA[®] FORM 2025-26 Spouse of Stephen Mendoza Save FAFSA Menu

1 Financials 2 Signature

Student Spouse Tax Filing Status

Did or will the student's spouse file a 2023 IRS Form 1040 or 1040-NR? ⓘ

☒ Yes ☐ No

Previous Continue

Student Spouse Tax Return Information

The student spouse is asked questions about their 2023 tax return. The student spouse enters a response in each entry field.

FAFSA FORM 2025-26 Spouse of Stephen Mendez Save FAFSA Menu

1 Financials 2 Signature

Student Spouse 2023 Tax Return Information

Refer to the student spouse's 2023 tax return to answer the following questions.
If the answer is zero or the question does not apply, enter 0.

☒ Where to find this information on the tax form

Filing Status

☐ Single

☐ Head of household

☐ Married filing jointly

☒ Married filing separately

☐ Qualifying surviving spouse

Income Earned From Work

\$ 0 .00

Tax Exempt Interest Income

\$ 0 .00

Untaxed Portions of IRA Distributions

\$ 0 .00

Untaxed Portions of Pensions

\$ 0 .00

Adjusted Gross Income

\$ 0 .00

Income Tax Paid

\$ 0 .00

IRA Deductions and Payments to Self-Employed SEP, SIMPLE, and Qualified Plans

\$ 0 .00

Education Credits (American Opportunity Tax Credit and Lifetime Learning Tax Credit)

\$ 0 .00

Did the student's spouse file a Schedule A, B, D, E, F, or H with their 2023 IRS Form 1040?

☐ Yes

☒ No

☐ Don't know

Net Profit or Loss From IRS Form 1040 Schedule C

\$ 0 .00

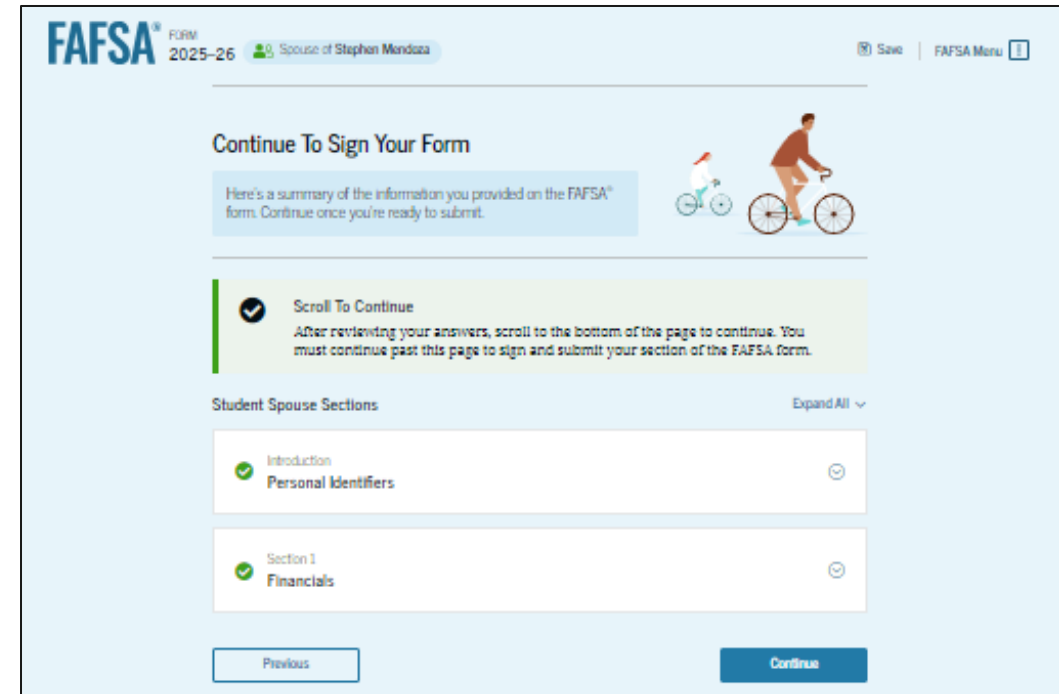
Foreign Earned Income Exclusion

\$ 0 .00

Previous Continue

Student Spouse Review Page

The review page displays the responses that the student spouse has provided in the FAFSA® form. In this scenario, the student spouse can only view responses within the student spouse section of the student's FAFSA form. The student spouse can view all their responses by selecting "Expand All" or expand each section individually. To edit a response, the student spouse can select the question's hyperlink to be taken to the corresponding page.



The screenshot shows the FAFSA Student Spouse Review Page. At the top, it says "FAFSA FORM 2025-26" and "Spouse of Stephen Mendoza". There are links for "Save" and "FAFSA Menu". The main heading is "Continue To Sign Your Form". Below this, a message states: "Here's a summary of the information you provided on the FAFSA® form. Continue once you're ready to submit." To the right of this message is an illustration of a person riding a bicycle. Below the message is a green box with a checkmark icon and the text "Scroll To Continue". The text inside the box says: "After reviewing your answers, scroll to the bottom of the page to continue. You must continue past this page to sign and submit your section of the FAFSA form." Below this is a section titled "Student Spouse Sections" with an "Expand All" link. There are two expandable sections: "Introduction Personal Identifiers" and "Section 1 Financials". Each section has a green checkmark icon and a circular arrow icon. At the bottom, there are "Previous" and "Continue" buttons.

Student Spouse Signature

On this page, the student spouse acknowledges the terms and conditions of the FAFSA® form and signs their section. Since all required sections are complete, the student spouse can both sign and submit the student's FAFSA form.

The screenshot shows the FAFSA 2025-26 Student Spouse Signature page. At the top, the FAFSA logo is on the left, and the text "FORM 2025-26" and "Spouse of Stephen Mendoza" are in the center. On the right, there are links for "Save" and "FAFSA Menu". Below the header, a progress bar shows two steps: "Financials" (completed) and "Signature" (current). The main heading is "Sign and Submit the FAFSA® Form". A green-bordered box contains a "Summary" section with the following text: "This page confirms that you understand the terms and conditions of the FAFSA® form and filled out the form accurately to the best of your ability." and "The FAFSA form is a legal document you will electronically sign with your account username and password (FSA ID). Because your FSA ID is associated with your personal information, do not share it with anyone." Below this, a paragraph states: "By signing the student's application electronically using your account username and password, YOU, THE STUDENT'S SPOUSE, certify that all of the information you provided is true and complete to the best of your knowledge and you agree, if asked, to provide" followed by a bulleted list: "• Information that will verify the accuracy of your completed form, and" and "• U.S. or foreign income tax forms that you filed or are required to file." Another paragraph states: "You also certify that you understand that the secretary of education has the authority to verify information reported on your application." This is followed by a paragraph about electronic signing and a paragraph about authorizing the U.S. Department of Education to disclose information. At the bottom, there is a checkbox labeled "I, Jack Bennet, agree to the terms outlined above." which is checked. Below the checkbox are two buttons: "Previous" and "Sign and Submit".

FAFSA® FORM 2025-26 Spouse of Stephen Mendoza Save FAFSA Menu

Financials Signature

Sign and Submit the FAFSA® Form

Summary
This page confirms that you understand the terms and conditions of the FAFSA® form and filled out the form accurately to the best of your ability.
The FAFSA form is a legal document you will electronically sign with your account username and password (FSA ID). Because your FSA ID is associated with your personal information, do not share it with anyone.

By signing the student's application electronically using your account username and password, YOU, THE STUDENT'S SPOUSE, certify that all of the information you provided is true and complete to the best of your knowledge and you agree, if asked, to provide

- Information that will verify the accuracy of your completed form, and
- U.S. or foreign income tax forms that you filed or are required to file.

You also certify that you understand that the secretary of education has the authority to verify information reported on your application.

If you sign this application or any document related to the federal student aid programs electronically using a username and password, and/or any other credential, you certify that you are the person identified by the username and password, and/or any other credential and have not disclosed that username and password, and/or any other credential to anyone else. If you purposefully give false or misleading information, including applying as an independent student without meeting the unusual circumstances required to qualify for such a status, you may be subject to criminal penalties under 20 U.S.C. 1097, which may include a fine up to \$20,000, imprisonment, or both.

Additionally, by signing this application electronically using your FSA ID, you authorize the U.S. Department of Education to disclose all information you provided on this application, as required under Section 483(a)(2)(D)(i) of the Higher Education Act of 1965, as amended, to the institutions identified herein, state higher education agencies (in the student's state of residence and the states in which the institutions identified herein are located), and designated scholarship organizations to assist with the application, award, and administration of federal, state, or institutional financial aid programs and designated scholarship programs. Notwithstanding this authorization, the name of an institution the student selected to authorize such disclosure shall not be shared with any other institution.

Sign for yourself and submit the application for Stephen Mendoza (Student).

☒ I, Jack Bennet, agree to the terms outlined above.

Previous Sign and Submit

Student Spouse Confirmation

Upon submitting the student's FAFSA® form, the student spouse is presented an abbreviated confirmation page. This page displays information about tracking the student's FAFSA form and next steps. The student will receive an email with the full, detailed confirmation. With the student and student spouse sections completed and signed, the FAFSA form is now considered complete and submitted for processing.

The screenshot shows the FAFSA 2025-26 Spouse Confirmation page for Stephen Mendoza. The page has a light blue header with the FAFSA logo, the text "FORM 2025-26", and a user icon labeled "Spouse of Stephen Mendoza". On the right, there are links for "Exit" and "FAFSA Menu". The main content area features a celebratory banner that reads "Congratulations, The FAFSA® Form Is Complete!" with a graduation cap icon and the name "Stephen Mendoza". Below this, the "Completion Date" is listed as "08/29/2024". The background of the banner includes illustrations of hot air balloons and mountains. Below the banner, a section titled "What Happens Next" contains three steps: 1. "Email Sent" with the instruction to confirm email receipt; 2. "The Student Can Track the Status of Their Form" with a timeline of one to three days; and 3. "The Student Will Receive School Communications" explaining the Student Aid Index (SAI) and school outreach. At the bottom, a dark blue footer section titled "Track and Manage the Student's FAFSA® Form" provides instructions on checking the application status in the "My Activity" section of the account dashboard, accompanied by a "View Status" button.

Independent Student Who Is Single and a Non-Tax Filer

Independent Student FAFSA® Form Landing Page

This is the main FAFSA® form landing page. On this page, students are directed to "Start New Form" or "Edit Existing Form." For this section of the presentation, the student is beginning a new application.

The screenshot shows the Federal Student Aid (FAFSA) Form Landing Page. At the top, there is a navigation bar with links for "Help Center", "Submit a Complaint", and "English | Español". Below this, the "FederalStudentAid" logo is displayed, along with a search bar and a "Mark" button. The main content area features a large blue banner with the text "Get Money To Help Pay for School" and "Use the Free Application for Federal Student Aid (FAFSA®) form to apply for financial aid for college, career school, or graduate school." Below this banner, there are two buttons: "Start New Form" and "Edit Existing Forms". To the right of these buttons is a large graphic of the "FAFSA form" logo with illustrations of students. Below the banner, there is a section titled "Check FAFSA® Deadlines for the State You Live in" with dropdown menus for "School Year" and "State of Residence", and a "Find Deadlines" button. Below this, there is a "View All FAFSA Deadlines" link. At the bottom, there are three informational cards: "Who should complete the FAFSA® form?", "How long will it take?", and "What do I need?".

Get Money To Help Pay for School
Use the Free Application for Federal Student Aid (FAFSA®) form to apply for financial aid for college, career school, or graduate school.

Start a 2025-26 FAFSA® Form
[Start New Form](#)

Edit a 2025-26 FAFSA® Form or Accept an Invitation
[Edit Existing Forms](#)

Need the 2024-25 FAFSA form?
[Start New Form](#) | [Edit Existing Forms](#)

Check FAFSA® Deadlines for the State You Live in

Some states and schools use information from the FAFSA® form to determine your eligibility for their grants, scholarships, and loans. Check your state's deadlines here!

Missing a state deadline doesn't impact your eligibility for federal student aid, so fill out your FAFSA form even if your state deadline has passed.

School Year: State of Residence: [Find Deadlines](#)
[View All FAFSA Deadlines](#)

Who should complete the FAFSA® form?
Any student, regardless of income, who wants to be considered for federal, state, and school financial aid programs. This includes grants, scholarships, work-study funds, and loans.

How long will it take?
It takes most people less than one hour to fill out the FAFSA form, including gathering any personal documents and financial information needed to complete it.

What do I need?

- Verified account username and password (FSA ID)
- Parent or spouse contributor name, date of birth, Social Security number, and email address
- Income and asset information (if required)

Independent Student Log In

If the student selects "Start New Form" from the FAFSA® landing page and they are not logged in to StudentAid.gov, they are taken to the "Log In" page to enter their credentials. To access the FAFSA form, all students are required to have an FSA ID (StudentAid.gov account username and password). If the student doesn't have an FSA ID, they can select "Create an Account."

The screenshot shows the Federal Student Aid Log In page. At the top, there is a navigation bar with links for Help Center, Submit a Complaint, and English | Español. Below this, the Federal Student Aid logo is displayed, along with links for FAFSA® Form, Loans and Grants, Loan Repayment, and Loan Forgiveness. The main content area features a Log In section with a blue arrow icon. It includes input fields for Email, Phone, or FSA ID Username (containing 'test595011023') and Password (masked with dots). A 'Show Password' link is next to the password field. Below the fields is a blue 'Log In' button. Underneath the button are links for 'Forgot My Username' and 'Forgot My Password', and a 'Create an Account' link. At the bottom of the Log In section is a link for 'Help Me Log In to My Account'. The footer contains links for Help Center, Contact Us, Site Feedback, About Us, Announcements, Data Center, Resources, and Forms Library. The Federal Student Aid logo is also present in the footer, along with social media icons and links for Notices, usa.gov, vote.gov, ed.gov, and Site Feedback.

Independent Student Roles


After logging in, the student selects the applicable role to fill out the FAFSA® form: "Student."


The screenshot shows the FAFSA 2025-26 login interface. At the top left is the FAFSA logo with 'FORM 2025-26' next to it. The header features a light blue background with illustrations of hot air balloons. A central banner reads 'Welcome, Brenda, to the FAFSA® Form'. Below this, a green line is followed by the text 'I am starting the FAFSA form as a' and another green line. Two role selection boxes are presented: 'Student' with a blue radio button and a graduation cap icon, and 'Parent' with a white radio button and a family icon. At the bottom, there are 'Previous' and 'Continue' buttons.

FAFSA® FORM 2025-26

Welcome, Brenda,
to the FAFSA® Form

I am starting the FAFSA form as a

☒ Student 

☐ Parent 

Previous Continue

Independent Student Onboarding (1 of 4)

When the student starts the 2025–26 FAFSA® form for the first time, they are taken through the FAFSA onboarding process. The first onboarding page provides an introduction of the FAFSA form and an accompanying video.

The screenshot shows the FAFSA 2025-26 onboarding interface. At the top, it says "FAFSA® FORM 2025-26" and "Student Brenda Smiths". Below this is a blue banner that reads "Understanding the FAFSA® Form" with "1 of 4" underneath. The main heading is "What is the FAFSA® form?". A text box explains: "Use the *Free Application for Federal Student Aid* (FAFSA®) form to apply for grants, scholarships, work-study funds, and loans for college, career school, or graduate school." Below the text is a video player. The video title is "What is FAFSA®?" and the video content shows a person with a speech bubble that says "What is FAFSA® and why is it important?". At the bottom of the page are two buttons: "Previous" and "Continue".

Independent Student Onboarding (2 of 4)

The second FAFSA® onboarding page provides information about contributors that may be required to participate in the student's FAFSA form, including an accompanying video that explains contributors, and information on how the student can invite them. Documents that may be needed to fill out the form are also included on this page.

FAFSA FORM 2025-26 Student Brenda Smiths

Understanding the FAFSA® Form

2 of 4

Contributors to the FAFSA® Form

Who is a contributor on the 2024-25 FAFSA® form?

Watch later Share

Parents or Spouses

Your answers on the FAFSA® form will determine if any contributors need to be identified. These contributors will complete their own sections of the form and are asked to provide personal and financial information, but they will not be financially responsible for the student's education.

How To Invite

Contributors will need to log in with their own FSA ID to provide their information. To invite a contributor to a FAFSA form, you'll need to provide their name, date of birth, Social Security number (if they have one), and email address.

Information or Documents You May Need

Previous Continue

Independent Student Onboarding (3 of 4)

The third FAFSA® onboarding page provides information about what the student can expect when completing their FAFSA form. This includes information about consent and approval, a time estimate to complete the form, and that they can save the form and return later if needed, along with an accompanying video.

The screenshot shows the FAFSA 2025-26 onboarding interface for a student named Brenda Smiths. The page is titled "Understanding the FAFSA® Form" and is the 3rd of 4 steps. The main heading is "What To Expect" with a subtext "How long will this take? 1 hour". The content explains that every contributor must provide consent and approval for the student to be eligible for federal student aid, and that the form can be saved and returned to later. A video player is embedded, showing a video titled "What Does It Mean To Provide Co... What does it mean to provide consent and approval on the 2024-25 FAFSA® form?". The video player includes a play button, a "Watch later" button, and a "Share" button. At the bottom, there are "Previous" and "Continue" buttons.

FAFSA® FORM 2025-26 Student Brenda Smiths

Understanding the FAFSA® Form

3 of 4

What To Expect

How long will this take? 1 hour

Every contributor must provide consent and approval for you to be eligible for federal student aid. With your consent and approval, we can obtain your federal tax information automatically from the IRS to help you complete the FAFSA® form.

You can save the form and return to it later if you need more time.

Learn about how we use the information that we collect on your FAFSA form.

What Does It Mean To Provide Co...
What does it mean to provide consent and approval on the 2024-25 FAFSA® form?

Watch later Share

Previous Continue

Independent Student Onboarding (4 of 4)

The last FAFSA® onboarding page provides information about what to expect once the FAFSA form is completed, submitted, and processed. On this page, the student can select "Start FAFSA Form" to begin.

The screenshot shows the FAFSA 2025-26 onboarding interface for a student named Brenda Smiths. The page is titled "Understanding the FAFSA® Form" and is the 4th of 4 steps. The main heading is "After Submitting the FAFSA® form". A text box states: "After submission, you'll need to check on the status of your FAFSA form and make corrections, if required." Below this is a video player titled "What Happens After Submitting Your FAFSA® Form?" with a "Watch on YouTube" button. To the right of the video is a graphic of a document labeled "FAFSA FORM" with a blue checkmark. At the bottom, there are three bullet points: "Your form will be processed in one to three days.", "You'll receive a FAFSA Submission Summary. It will include the Student Aid Index (SAI), an index number used to determine federal student aid eligibility.", and "Schools will use your SAI to create your financial aid offer that explains the types and amounts of aid they are offering you. Most schools only send an aid offer when they accept you for admission." At the bottom left is a "Previous" button, and at the bottom right is a "Start FAFSA Form" button.

FAFSA® FORM 2025-26 Student Brenda Smiths

Understanding the FAFSA® Form

4 of 4

After Submitting the FAFSA® form

After submission, you'll need to check on the status of your FAFSA form and make corrections, if required.

What Happens After Submitting Your FAFSA® Form?

Watch on YouTube

- Your form will be processed in one to three days.
- You'll receive a FAFSA Submission Summary. It will include the Student Aid Index (SAI), an index number used to determine federal student aid eligibility.
- Schools will use your SAI to create your financial aid offer that explains the types and amounts of aid they are offering you. Most schools only send an aid offer when they accept you for admission.

Previous Start FAFSA Form

Independent Student Identity Information

This is the first page within the student section. The student can verify that their personal information is correct. To update any of the personal information, the student must access their Account Settings on StudentAid.gov.

The screenshot shows the FAFSA 2025-26 form for Student Brenda Smiths. The page title is "Student Identity Information" with a sub-instruction: "Review the information below and verify that it's correct before moving forward." The form fields are as follows:

Field	Value
Name	Brenda Smiths
Date of Birth	01/01/1990
Social Security Number	•••••-6333
Email Address	brendasmith@test.com
Mobile Phone Number	

At the bottom, a note states: "To update this information for all U.S. Department of Education communications, go to [Account Settings](#)."

Independent Student Identity Information (Continued)

This is a continuation of the first page within the student section. The student can verify their mailing address on this part of the page. To update this information, the student must access their Account Settings on StudentAid.gov.

Permanent Mailing Address
Include apartment number.
342 sesame st

City
city

State
IA

Zip Code
11111

Country ⓘ
United States (US)

Continue

Independent Student State Of Legal Residence

The student is asked about their state of legal residence. The student selects the state from a drop-down box and provides the month and year when they became a legal resident.

The screenshot shows the FAFSA 2025-26 form for Student Brenda Smiths. The title is "Student State of Legal Residence". The "State" field is a drop-down menu with "Iowa (IA)" selected. Below this is a horizontal line. The next section is "Date the Student Became a Legal Resident of Iowa (IA)". It has two input fields: "Month" with "01" and "Year" with "2001". There are "Previous" and "Continue" buttons at the bottom.

FAFSA[®] FORM 2025-26 Student Brenda Smiths Save FAFSA Menu

Student State of Legal Residence

State ⓘ
Iowa (IA)

Date the Student Became a Legal Resident of Iowa (IA)

Month Year ⓘ
01 2001

Previous Continue

Independent Student Provides Consent and Approval

This page informs the student about consent, approval, and the use of their federal tax information. By providing consent and approval, the student's federal tax information is transferred directly from the IRS into the FAFSA® form to help complete the "Student Financials" section.

FAFSA®

FORM 2025-26

Student Brenda Smiths

Save

FAFSA Menu

Provide Consent and Approval or You Won't Be Eligible for Federal Student Aid

Summary

Your consent and approval are needed to retrieve and disclose federal tax information. With your consent and approval, we can obtain tax return information automatically from the IRS to help you complete the FAFSA® form. If you don't provide consent and approval, you will not be eligible for federal student aid, including grants and loans. You must provide consent and approval even if you didn't file a U.S. federal tax return or any tax return.

- Get your 2023 tax return information for the 2025-26 FAFSA form.
- Federal tax information is used to determine your eligibility for federal student aid.
- Tax return information is required to complete the FAFSA form.

By accepting below, I consent to the disclosure of information about me, as described below, and further affirmatively approve of the receipt and use of my federal tax information and to the U.S. Department of Education (ED)'s redisclosure of my federal tax information, as described below. By accepting below, I consent to and affirmatively approve of, as applicable, the following:

- ED may disclose my Social Security number/Individual Taxpayer Identification Number, last name, date of birth, unique identifier, the tax year for which federal tax information is required, and the date and timestamp of my approval for the use of my federal tax information in determining eligibility by ED for which approval is provided to the U.S. Department of the Treasury, Internal Revenue Service (IRS). I understand that in response to such a request from ED, the IRS shall then disclose my federal tax information to "authorized persons" (i.e., specifically designated officers and employees of ED and its contractors [as defined in 26 U.S.C. § 6103(l)(13)(E)]) for the purpose of determining eligibility for and the amount of federal student aid under a program authorized under subpart 1 of part A, part C, or part D of Title IV of the Higher Education Act of 1965, as amended, for myself or an applicant for federal student aid who has requested that I share my federal tax information on their Free Application for Federal Student Aid (FAFSA®) form.

2. Authorized persons at ED and its contractors (as defined in 26 U.S.C. § 6103(l)(13)(E)) may use my federal tax information for the purpose of determining the eligibility for and amount of federal student aid under a program authorized under subpart 1 of part A, part C, or part D of Title IV of the Higher Education Act of 1965, as amended, for myself or a FAFSA applicant who has requested that I share my federal tax information on the FAFSA form.

3. ED may redisclose my federal tax information received from the IRS pursuant to 26 U.S.C. § 6103(l)(13)(D)(iii) to the following entities solely for the use in the application, award, and administration of financial aid:

- Institutions of higher education participating in the federal student aid programs authorized under subpart 1 of part A, part C, or part D of Title IV of the Higher Education Act of 1965, as amended
- State higher education agencies
- Scholarship organizations designated prior to Dec. 19, 2019, by the secretary of education
- Contractors of institutions of higher education and state higher education agencies to administer aspects of the institution's or state agency's activities for the application, award, and administration of such financial aid

4. ED may redisclose my federal tax information to another FAFSA applicant's FAFSA form(s) for which I elect to participate. By accepting an invitation and affirmation to participate in another individual's FAFSA form, my federal tax information will be redisclosed to the additional application. I understand that I may decline an invitation to participate, which will prevent the transfer of my federal tax information to that FAFSA form.

Independent Student Provides Consent and Approval (Continued)

This is a continuation of the consent and approval page. Frequently asked questions about consent and approval are also provided that the student can expand and collapse. The student selects "Approve" to provide consent and approval, and they are taken to the next page.

By consenting and providing my affirmative approval, I further understand the following:

1. My consent and affirmative approval are required, as a condition of my eligibility or the eligibility of a FAFSA applicant who has requested that I share my federal tax information on their FAFSA form, for federal student aid under a program authorized under subpart 1 of part A, part C, or part D of Title IV of the Higher Education Act of 1965, as amended, even if I did not file a U.S. federal tax return.
2. I am providing my written consent for the redisclosure of my federal tax information by ED to include, but not limited to, institutions of higher education, state higher education agencies, designated scholarship organizations, their respective contractors and auditors, other family members participating in the FAFSA form, Office of Inspector General, under 26 U.S.C. § 6103(l)(13)(D), and with my further express written consent obtained by an institution of higher education, the redisclosure of FAFSA information pursuant to the terms and conditions of 20 U.S.C. § 1098h(c).
3. Any federal tax information received from the IRS at a later date shall supersede any manually entered financial or income information on the FAFSA form.
4. ED may request updated federal tax information from the IRS once my consent and approval are provided. If federal tax information has changed (e.g., amended tax return filed with revised information), then eligibility for and amounts of federal, state, and institutional financial aid may change.
5. If I do not consent to the redisclosure of my federal tax information to institutions of higher education, state higher education agencies, designated scholarship organizations, and their respective contractors, ED will be unable to calculate my eligibility for federal student aid or the eligibility of a FAFSA applicant who has requested that I share my federal tax information on their FAFSA form.

By accepting below, I consent electronically to the use of my StudentAid.gov account username and password (FSA ID) as my signature and certify under penalty of perjury under the laws of the United States of America, that the foregoing is true and correct. I understand that any falsification of this statement is punishable under the provisions of 18 U.S.C. § 1001 by a fine, imprisonment of not more than five years, or both, and that the knowing and willful request for or acquisition of records pertaining to an individual under false pretenses is a criminal offense under the Privacy Act of 1974, subject to a fine of not more than \$5,000 fine (5 U.S.C. § 552(a)(1)(3)). By accepting and submitting my part of the FAFSA, my execution (including date and time) of consent and approval will be logged in ED's Person Authentication Service System of Record (18-11-12).

Frequently Asked Questions

Who should provide consent and approval?



If I'm married and didn't file a joint tax return with my current spouse, does my spouse have to provide consent and approval for you to access their tax information?



What happens after I provide consent and approval?



What happens if I decline consent and approval?



Select "Approve" to provide consent and approval for the use of your federal tax information to determine your eligibility for federal student aid. If you select "Decline," you will not be eligible for federal student aid.

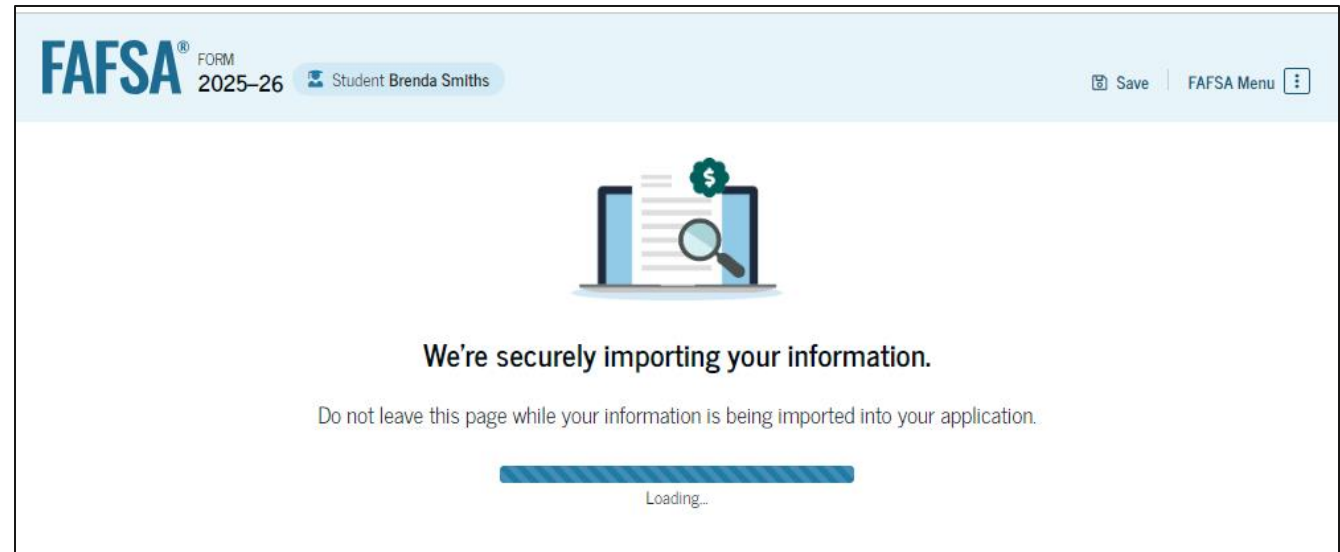
Previous

Decline

Approve

Independent Student Imports IRS Information

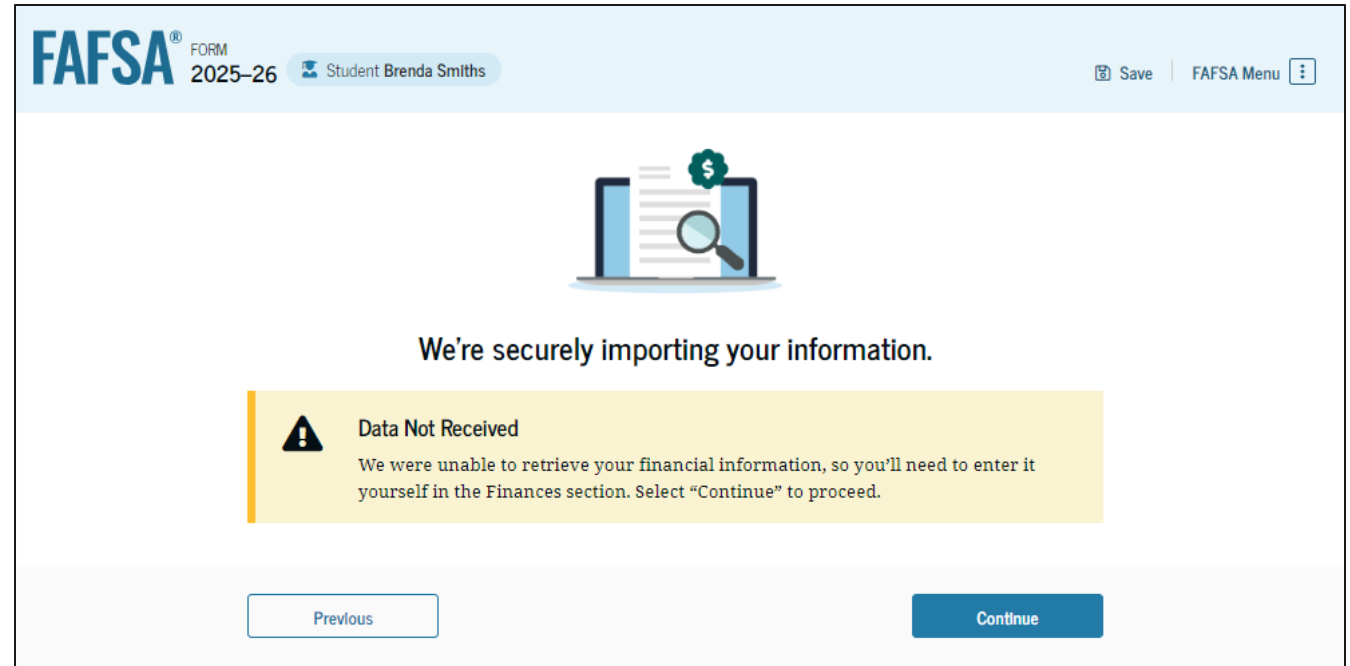
This page imports the student's federal tax information by directly transferring it into the FAFSA® form from the IRS to help complete the "Student Financials" section.



The screenshot shows the FAFSA 2025-26 application interface. The header includes the FAFSA logo, the text "FORM 2025-26", the student's name "Student Brenda Smiths", and buttons for "Save" and "FAFSA Menu". The main content area features an illustration of a laptop with a magnifying glass and a dollar sign, indicating the import of financial data. Below the illustration, the text reads: "We're securely importing your information." followed by "Do not leave this page while your information is being imported into your application." A blue progress bar is shown with the text "Loading..." underneath it.

Independent Student Imports IRS Information (Continued)

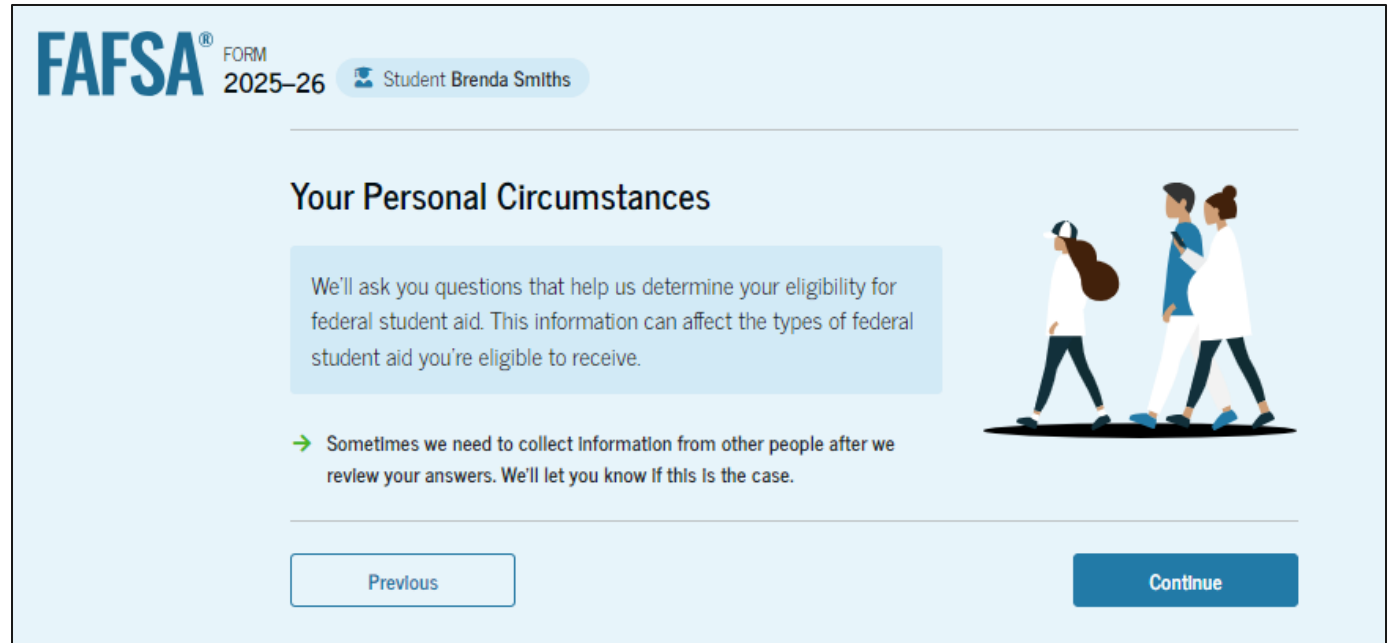
This page displays the results from the IRS import for the student. For this scenario, the student is starting a new FAFSA and there is no federal tax information available from the IRS.



The screenshot shows the FAFSA 2025-26 interface for Student Brenda Smiths. The header includes the FAFSA logo, the form year (2025-26), the student's name, and links for 'Save' and 'FAFSA Menu'. The main content area features an illustration of a laptop with a magnifying glass and a dollar sign icon. Below this, a message states: 'We're securely importing your information.' A yellow warning box contains an exclamation mark icon and the text: 'Data Not Received. We were unable to retrieve your financial information, so you'll need to enter it yourself in the Finances section. Select "Continue" to proceed.' At the bottom, there are two buttons: 'Previous' and 'Continue'.

Independent Student Personal Circumstances

This is the first page within the "Student Personal Circumstances" section. It provides an overview of the section.



The screenshot shows the FAFSA 2025-26 interface for Student Brenda Smiths. The page title is "Your Personal Circumstances". A text box explains that questions will be asked to determine eligibility for federal student aid. A green arrow points to a note stating that additional information may be required from other people after review. At the bottom, there are "Previous" and "Continue" buttons. An illustration of three people walking is on the right side of the page.

FAFSA[®] FORM 2025-26 Student Brenda Smiths

Your Personal Circumstances

We'll ask you questions that help us determine your eligibility for federal student aid. This information can affect the types of federal student aid you're eligible to receive.

→ Sometimes we need to collect information from other people after we review your answers. We'll let you know if this is the case.

Previous Continue

Independent Student Marital Status

The student is asked about their marital status. The student selects the "Single (Never Married)" option.

The screenshot displays the FAFSA 2025-26 form for Student Brenda Smiths. The progress bar at the top indicates the following steps: 1. Personal Circumstances (active), 2. Demographics, 3. Financials, 4. Colleges, and 5. Signature. The 'Student Current Marital Status' section is shown with the following options:

- ☒ Single (never married)
- ☐ Married (not separated)
- ☐ Remarried
- ☐ Separated
- ☐ Divorced
- ☐ Widowed

At the bottom of the form, there are 'Previous' and 'Continue' buttons.

Independent Student College or Career School Plans

The student is asked about their college grade level for the 2025–26 school year and if they will have their first bachelor's degree. The student selects that they will be a "First Year (freshman)" and that they will not have their first bachelor's degree.

The screenshot shows the FAFSA 2025-26 form for Student Brenda Smiths. The form is divided into five sections: 1. Personal Circumstances, 2. Demographics, 3. Financials, 4. Colleges, and 5. Signature. The current section is 'Student College or Career School Plans'. The first question is 'When the student begins the 2025–26 school year, what will their college grade level be?'. The options are: First year (freshman) (selected), Second year (sophomore), Other undergraduate (junior and beyond), and Master's, doctorate, or graduate certificate program (such as M.A., MBA, M.D., J.D., Ph.D., Ed.D., etc.). The second question is 'When the student begins the 2025–26 school year, will they already have their first bachelor's degree?'. The options are: Yes and No (selected). The 'Continue' button is highlighted in blue.

FAFSA[®] FORM 2025–26 Student Brenda Smiths Save FAFSA Menu

1 Personal Circumstances 2 Demographics 3 Financials 4 Colleges 5 Signature

Student College or Career School Plans

When the student begins the 2025–26 school year, what will their college grade level be? ⓘ

☒ First year (freshman)

☐ Second year (sophomore)

☐ Other undergraduate (junior and beyond)

☐ Master's, doctorate, or graduate certificate program (such as M.A., MBA, M.D., J.D., Ph.D., Ed.D., etc.)

When the student begins the 2025–26 school year, will they already have their first bachelor's degree? ⓘ

☐ Yes ☒ No

Previous Continue

Independent Student Personal Circumstances

The student is asked if any of the listed personal circumstances apply to them.

The student selects "None of these apply."

The screenshot shows the FAFSA 2025-26 form for Student Brenda Smiths. The form is titled "FAFSA FORM 2025-26" and includes a "Save" button and a "FAFSA Menu" button. The progress bar indicates the student is on the "Personal Circumstances" step (1), with other steps being "Demographics" (2), "Financials" (3), "Colleges" (4), and "Signature" (5). The section is titled "Student Personal Circumstances" and asks the student to "Select all that apply." The list of circumstances includes:

- ☐ The student is currently serving on active duty in the U.S. armed forces for purposes other than training. (1)
- ☐ The student is a veteran of the U.S. armed forces. (1)
- ☐ At any time since the student turned 13, they were an orphan (no living biological or adoptive parent). (7)
- ☐ At any time since the student turned 13, they were a ward of the court. (1)
- ☐ At any time since the student turned 13, they were in foster care. (1)
- ☐ The student is or was a legally emancipated minor, as determined by a court in their state of residence. (1)
- ☐ The student is or was in a legal guardianship with someone other than their parent or stepparent, as determined by a court in their state of residence. (1)
- ☒ None of these apply.

At the bottom of the form, there are "Previous" and "Continue" buttons.

Independent Student Homelessness

The student is asked if they are unaccompanied and either homeless or at risk of being homeless. The student selects "No."

The screenshot shows the FAFSA 2025-26 application interface for Student Brenda Smiths. The progress bar at the top indicates five steps: 1. Personal Circumstances (active), 2. Demographics, 3. Financials, 4. Colleges, and 5. Signature. The main heading is "Student Homelessness". The question asks: "At any time on or after July 1, 2024, was the student unaccompanied and either (1) homeless or (2) self-supporting and at risk of being homeless?" Below the question are two radio button options: "Yes" and "No". The "No" option is selected. At the bottom, there are "Previous" and "Continue" buttons.

FAFSA[®] FORM 2025-26 Student Brenda Smiths Save FAFSA Menu

1 Personal Circumstances 2 Demographics 3 Financials 4 Colleges 5 Signature

Student Homelessness

At any time on or after July 1, 2024, was the student unaccompanied and either (1) homeless or (2) self-supporting and at risk of being homeless? ⓘ

☐ Yes ☒ No

Previous Continue


Student Dependency Status: Independent Student

Because the student's date of birth is before Jan. 1, 2002, they are considered an independent student.

FAFSA[®] FORM 2025-26 Student Brenda Smiths Save FAFSA Menu

1 Personal Circumstances 2 Demographics 3 Financials 4 Colleges 5 Signature

Your Dependency Status

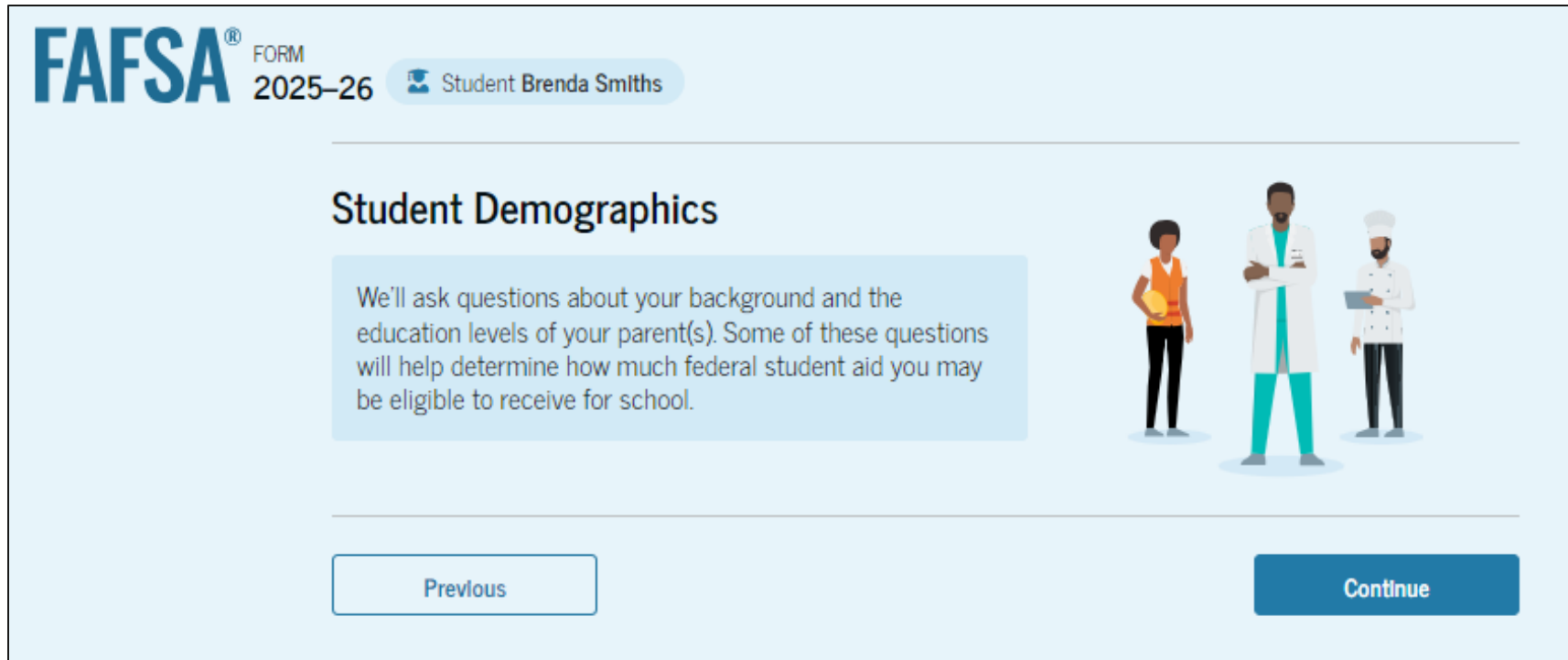
 **Independent Student**

Based on your answers, you're an independent student. This means you don't need to answer financial questions about your parents to complete your FAFSA[®] form.

Previous Continue

Introduction: Independent Student Demographics

This is the first page within the "Student Demographics" section. It provides an overview of the section.



The screenshot shows the FAFSA 2025-26 interface. At the top left, it says "FAFSA® FORM 2025-26". To the right of this, in a light blue pill-shaped button, is a person icon and the text "Student Brenda Smiths". Below this header, the section title "Student Demographics" is centered. To the left of the title, a light blue box contains the text: "We'll ask questions about your background and the education levels of your parent(s). Some of these questions will help determine how much federal student aid you may be eligible to receive for school." To the right of the text box is an illustration of three people: a woman in an orange vest holding a yellow hard hat, a man in a white lab coat with his arms crossed, and a man in a white chef's uniform holding a tablet. At the bottom, there are two buttons: a light blue "Previous" button on the left and a dark blue "Continue" button on the right.

Independent Student Demographic Information

The student is asked about their gender identity. The student selects “Prefer not to answer.”

The screenshot shows the FAFSA 2025-26 interface for Student Brenda Smiths. The progress bar indicates the current step is 2, Demographics. The section is titled "Student Demographic Information" and includes a disclaimer: "Questions Used for Research Purposes Only and Do Not Affect Federal Student Aid Eligibility. Your answers will not affect the student's eligibility for federal student aid, be used in any aid calculations, or be shared with the schools to which the student applies." The question "What is the student's gender?" is displayed with four radio button options: Male, Female, Nonbinary, and Prefer not to answer. The "Prefer not to answer" option is selected. Navigation buttons for "Previous" and "Continue" are at the bottom.

FAFSA[®] FORM 2025-26 Student Brenda Smiths Save FAFSA Menu

1 Personal Circumstances 2 Demographics 3 Financials 4 Colleges 5 Signature

Student Demographic Information

Questions Used for Research Purposes Only and Do Not Affect Federal Student Aid Eligibility

Your answers will not

- affect the student's eligibility for federal student aid,
- be used in any aid calculations, or
- be shared with the schools to which the student applies.

What is the student's gender? ⓘ

☐ Male

☐ Female

☐ Nonbinary

☒ Prefer not to answer

Previous Continue

Independent Student Race and Ethnicity

The student is asked if they are of Hispanic, Latino, or Spanish origin. The student selects checkbox that applies to them.

The screenshot shows the FAFSA 2025-26 interface for Student Brenda Smiths. The progress bar at the top indicates the following steps: 1. Personal Circumstances (completed), 2. Demographics (current step), 3. Financials, 4. Colleges, and 5. Signature. The 'Student Race and Ethnicity' section is titled with a help icon. A green box contains the following text: 'Questions Used for Research Purposes Only and Do Not Affect Federal Student Aid Eligibility. Your answers will not: • affect the student's eligibility for federal student aid, • be used in any aid calculations, or • be shared with the schools to which the student applies.' Below this, the question 'Is the student of Hispanic, Latino, or Spanish origin?' is displayed with the instruction 'Select all that apply.' There are six checkboxes: 'No, not of Hispanic, Latino, or Spanish origin' (checked), 'Yes, Mexican, Mexican American, or Chicano', 'Yes, Puerto Rican', 'Yes, Cuban', 'Yes, another Hispanic, Latino, or Spanish origin', and 'Prefer not to answer'.

FAFSA[®] FORM 2025-26 Student Brenda Smiths Save | FAFSA Menu

1 Personal Circumstances 2 Demographics 3 Financials 4 Colleges 5 Signature

Student Race and Ethnicity ⓘ

Questions Used for Research Purposes Only and Do Not Affect Federal Student Aid Eligibility

Your answers will not

- affect the student's eligibility for federal student aid,
- be used in any aid calculations, or
- be shared with the schools to which the student applies.

Is the student of Hispanic, Latino, or Spanish origin?
Select all that apply.

☒ No, not of Hispanic, Latino, or Spanish origin

☐ Yes, Mexican, Mexican American, or Chicano

☐ Yes, Puerto Rican

☐ Yes, Cuban

☐ Yes, another Hispanic, Latino, or Spanish origin

☐ Prefer not to answer

Independent Student Race and Ethnicity (Continued)

A continuation of the student race and ethnicity page. The student is asked to identify their race. The student selects the checkboxes that apply to them. After making their selection, a second drop-down appears, and the student selects the checkboxes that apply to them.

What is the student's race?
Select all that apply.

☐ White

☐ Black or African American

☒ Asian

☐ Chinese

☐ Filipino

☐ Asian Indian

☐ Vietnamese

☐ Korean

☐ Japanese

Other Asian (for example, Pakistani, Cambodian, Hmong, etc.)—Don't enter commas.

☐ American Indian or Alaska Native

☐ Native Hawaiian or Other Pacific Islander

☐ Prefer not to answer

[Previous](#) [Continue](#)

Independent Student Citizenship Status

The student is asked about their citizenship status. The student selects the "U.S. citizen or national" option.

The screenshot shows the FAFSA 2025-26 interface for Student Brenda Smiths. At the top, the FAFSA logo and form year are displayed. A progress bar indicates the current step is 2, Demographics, with previous steps (1, Personal Circumstances) completed and subsequent steps (3, Financials; 4, Colleges; 5, Signature) pending. The main heading is "Student Citizenship Status" with an information icon. Three radio button options are listed: "U.S. citizen or national" (selected), "Eligible noncitizen", and "Neither U.S. citizen nor eligible noncitizen". At the bottom, there are "Previous" and "Continue" buttons.

FAFSA[®] FORM 2025-26 Student Brenda Smiths Save FAFSA Menu

1 Personal Circumstances 2 Demographics 3 Financials 4 Colleges 5 Signature

Student Citizenship Status ⓘ

☒ U.S. citizen or national

☐ Eligible noncitizen

☐ Neither U.S. citizen nor eligible noncitizen

Previous Continue

Independent Student's Parent Education Status

The student is asked about their parents' education status. The student selects the "Neither parent attended college" option.

The screenshot shows the FAFSA 2025-26 form for Student Brenda Smiths. The progress bar at the top indicates the following steps: 1. Personal Circumstances (completed), 2. Demographics (current step), 3. Financials, 4. Colleges, and 5. Signature. The "Parent Education Status" section asks, "Did either of the student's parents attend or complete college?" with four radio button options. The first option, "Neither parent attended college", is selected. The other options are "One or both parents attended college, but neither parent completed college", "One or both parents completed college", and "Don't know". At the bottom of the form are "Previous" and "Continue" buttons.

FAFSA[®] FORM 2025-26 Student: Brenda Smiths Save FAFSA Menu

1 Personal Circumstances 2 Demographics 3 Financials 4 Colleges 5 Signature

Parent Education Status

Did either of the student's parents attend or complete college? ⓘ

☒ Neither parent attended college

☐ One or both parents attended college, but neither parent completed college

☐ One or both parents completed college

☐ Don't know

Previous Continue

Independent Student's Parent Killed in Line of Duty

Since the student is under the age of 33, they are asked if their parent was killed in the line of duty. The student selects the "No" option.

The screenshot shows the FAFSA 2025-26 application interface for Student Brenda Smiths. The progress bar at the top indicates the following steps: 1. Personal Circumstances (completed), 2. Demographics (current step), 3. Financials, 4. Colleges, and 5. Signature. The question under the 'Demographics' step is 'Parent Killed in Line of Duty'. The question text is: 'Was the student's parent or guardian killed in the line of duty while either (1) serving on active duty as a member of the U.S. armed forces on or after the events of 9/11, or (2) performing official duties as a public safety officer?'. Below the question is a note: 'Public safety officers include law enforcement officers, firefighters, and emergency service workers.' There are two radio button options: 'Yes' and 'No'. The 'No' option is selected. At the bottom of the form, there are 'Previous' and 'Continue' buttons.

FAFSA[®] FORM 2025-26 Student Brenda Smiths Save FAFSA Menu

1 Personal Circumstances 2 Demographics 3 Financials 4 Colleges 5 Signature

Parent Killed in Line of Duty

Was the student's parent or guardian killed in the line of duty while either (1) serving on active duty as a member of the U.S. armed forces on or after the events of 9/11, or (2) performing official duties as a public safety officer? ⓘ

Public safety officers include law enforcement officers, firefighters, and emergency service workers.

☐ Yes ☒ No

Previous Continue

Independent High School Completion Status

The student is asked about what their high school completion status will be when they start the 2025–26 school year. The student selects the "High school diploma" option.

FAFSA[®] FORM 2025–26 Student Brenda Smiths Save FAFSA Menu

1 Personal Circumstances 2 Demographics 3 Financials 4 Colleges 5 Signature

Student High School Completion Status

What will the student's high school completion status be at the beginning of the 2025–26 school year? ⓘ

☒ High school diploma

☐ State-recognized high school equivalent (e.g., GED certificate)

☐ Homeschooled

☐ None of the above

Previous Continue

Independent Student High School Information

The student is asked which high school they did or will graduate from. The student enters their high school's state and city. After selecting "Search," they select the correct high school from the search results.

FAFSA[®] FORM 2025-26 Student Brenda Smiths

Save FAFSA Menu

1 Personal Circumstances 2 Demographics 3 Financials 4 Colleges 5 Signature

Student High School Information

From what high school did or will the student graduate? ⓘ

State
Alabama (AL)

City
Fultondale

High School Name - optional
d

Mt Olive Academy

Previous Continue

FAFSA[®] FORM 2025-26 Student Brenda Smiths

Save FAFSA Menu

1 Personal Circumstances 2 Demographics 3 Financials 4 Colleges 5 Signature

Student High School Information

From what high school did or will the student graduate? ⓘ

State
Alabama (AL)

City
Fultondale

High School Name - optional
Mt Olive Academy

Mt Olive Academy
Fultondale, Alabama (AL)

Search Again

Previous Continue

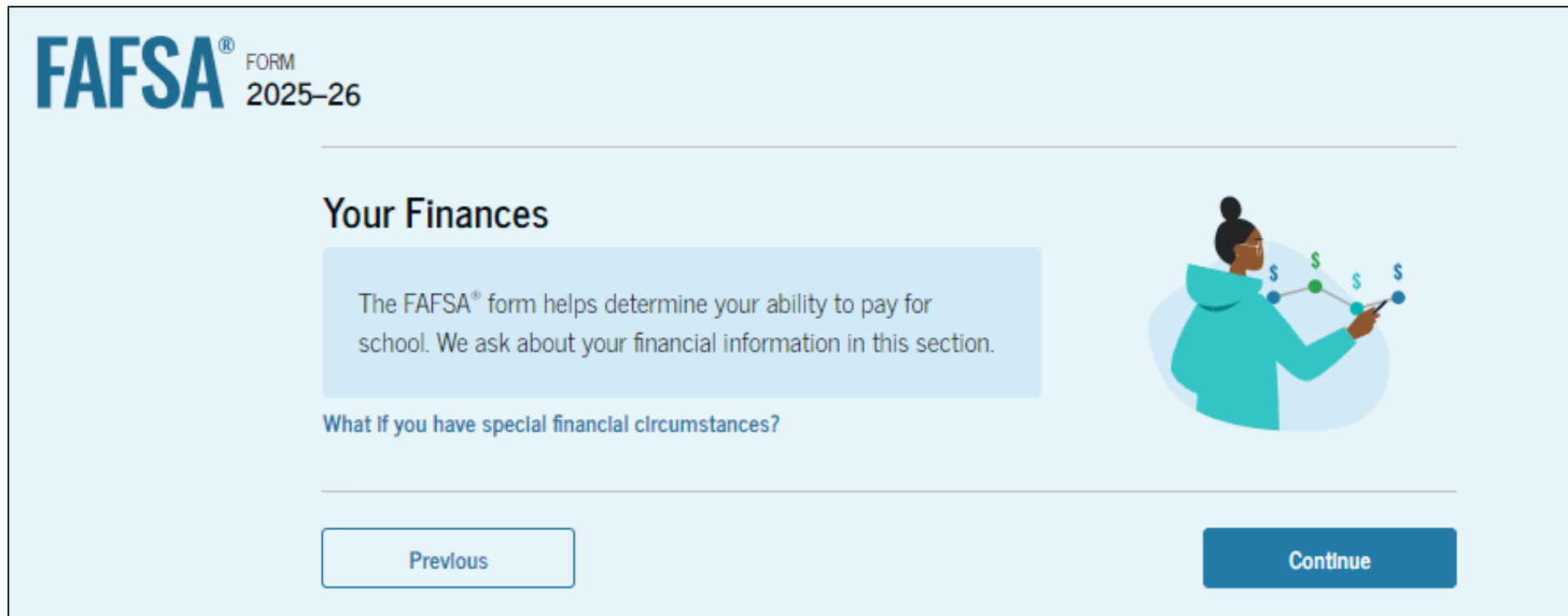
Independent Student Confirms High School

The student has the option to edit the high school information presented on this page by selecting "Edit," which will return them to the high school information page. The student confirms their high school information and selects "Continue" to proceed to the next section.

The screenshot shows the FAFSA 2025-26 interface for Student Brenda Smiths. At the top, a progress bar indicates five steps: 1. Personal Circumstances (completed), 2. Demographics (current step), 3. Financials, 4. Colleges, and 5. Signature. The main heading is "Confirm Your High School". Below it, a message states: "Verify that your high school information below is correct. Once you're ready, select 'Continue' and we'll add it to your FAFSA® form." The form fields are: "High School Name" with the value "Mt Olive Academy" and an "Edit" link; "City" with the value "Fultondale"; and "State" with the value "AL". At the bottom, there are two buttons: "Previous" and "Continue".

Introduction: Independent Student Financials

This is the first page within the "Student Financials" section. It provides an overview of the section. The student can select the hyperlink if they want to learn about special financial circumstances.



The screenshot displays the FAFSA 2025-26 interface. At the top left, the logo reads "FAFSA® FORM 2025-26". The main heading is "Your Finances". Below this, a light blue box contains the text: "The FAFSA® form helps determine your ability to pay for school. We ask about your financial information in this section." To the right of this box is an illustration of a person in a teal hoodie looking at a smartphone, with several dollar signs floating around them. Below the light blue box, the text "What If you have special financial circumstances?" is visible. At the bottom, there are two buttons: "Previous" on the left and "Continue" on the right.

Independent Student Federal Benefits

The student is asked if they or anyone in their family has received federal benefits. The student selects “None of these apply.”

FAFSA[®] FORM 2025-26 Student Brenda Smith Save FAFSA Menu

Personal Circumstances Demographics Financials Colleges Signature

Federal Benefits Received

Responses Don't Affect Federal Student Aid Eligibility
Your answers to these questions will not affect the student's eligibility for federal student aid or these federal benefits.

At any time during 2023 or 2024, did the student or anyone in their family receive benefits from any of the following federal programs? ⓘ

Select all that apply:

- ☐ Earned Income Credit (EIC) ⓘ
- ☐ Federal Housing Assistance ⓘ
- ☐ Free or Reduced Price School Lunch ⓘ
- ☐ Medicaid ⓘ
- ☐ Refundable Credit for Coverage Under a Qualified Health Plan (QHP) ⓘ
- ☐ Supplemental Nutrition Assistance Program (SNAP) ⓘ
- ☐ Supplemental Security Income (SSI) ⓘ
- ☐ Temporary Assistance for Needy Families (TANF) ⓘ
- ☐ Special Supplemental Nutrition Program for Women, Infants, and Children (WIC) ⓘ
- ☒ None of these apply.

Previous Continue

Independent Student Tax Filing Status

This page asks the student about their tax filing status. The student selects "No" to "Did or will the student file a 2023 IRS Form 1040 or 1040-NR?" Because of this selection, the student is asked if they earned income in a foreign country, were employed by an international organization but not required to report income on any tax return, or filed a tax return with Puerto Rico or another U.S. territory. The student selects "No."

The screenshot shows the FAFSA 2025-26 application page for Student Brenda Smiths. The page is titled "Student Tax Filing Status" and is part of a five-step process: 1. Personal Circumstances, 2. Demographics, 3. Financials (current step), 4. Colleges, and 5. Signature. The first question is "Did or will the student file a 2023 IRS Form 1040 or 1040-NR?" with radio button options for "Yes" and "No". The "No" option is selected. The second question is "Did the student earn income in a foreign country in 2023, were they employed by an international organization but not required to report their income on any tax return, or did they file a tax return with Puerto Rico or another U.S. territory?" with radio button options for "Yes" and "No". The "No" option is selected. Below the second question, there is a note: "Examples of international organizations include the United Nations, World Bank, and the International Monetary Fund." At the bottom of the page, there are "Previous" and "Continue" buttons.

FAFSA[®] FORM 2025-26 Student Brenda Smiths Save FAFSA Menu

1 Personal Circumstances 2 Demographics 3 Financials 4 Colleges 5 Signature

Student Tax Filing Status

Did or will the student file a 2023 IRS Form 1040 or 1040-NR? ⓘ

☐ Yes ☒ No

Did the student earn income in a foreign country in 2023, were they employed by an international organization but not required to report their income on any tax return, or did they file a tax return with Puerto Rico or another U.S. territory? ⓘ

Examples of international organizations include the United Nations, World Bank, and the International Monetary Fund.

☐ Yes ☒ No

Previous Continue

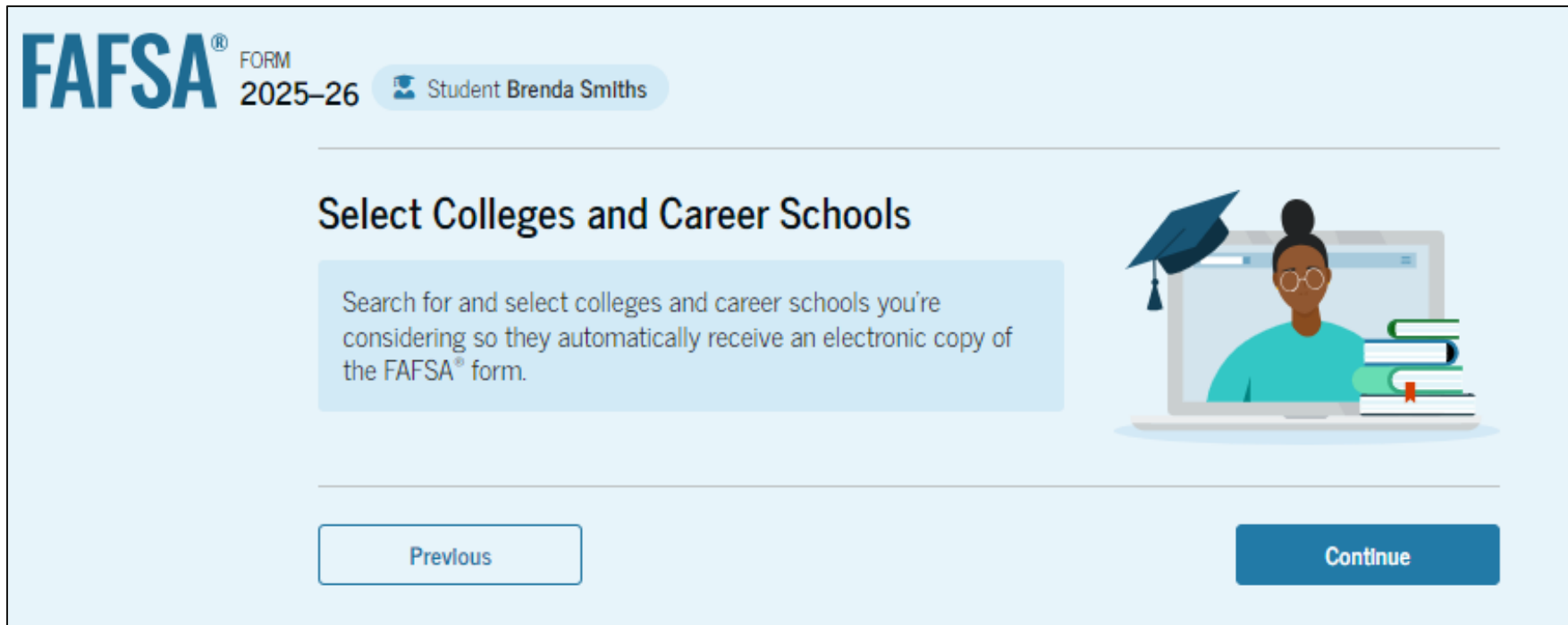
Independent Student Number in College

This page asks the student how many people in the family will be in college between July 1, 2025, and June 30, 2026. The student enters a response into the entry field.

The screenshot shows the FAFSA 2025-26 interface for Student Brenda Smiths. The progress bar at the top indicates the following steps: Personal Circumstances (completed), Demographics (completed), Financials (current step, marked with a '3'), Colleges (marked with a '4'), and Signature (marked with a '5'). The main heading is 'Number in College'. Below it, the question reads: 'How many people in the student's family, including the student, will be in college between July 1, 2025, and June 30, 2026?'. A text input field contains the number '1', followed by an information icon (i). At the bottom, there are two buttons: 'Previous' and 'Continue'.

Introduction: Independent Student Select Colleges

This is the first page in the "Select Colleges" section, which is the final part of the FAFSA® form's student section to require information. It provides an overview of the section.



The screenshot shows the FAFSA 2025-26 interface for Student Brenda Smiths. The page title is "Select Colleges and Career Schools". A light blue box contains the text: "Search for and select colleges and career schools you're considering so they automatically receive an electronic copy of the FAFSA® form." To the right of this box is an illustration of a person with glasses and a graduation cap, sitting at a desk with books. At the bottom of the page are two buttons: "Previous" and "Continue".

FAFSA® FORM 2025-26 Student Brenda Smiths

Select Colleges and Career Schools

Search for and select colleges and career schools you're considering so they automatically receive an electronic copy of the FAFSA® form.

Previous Continue

Independent Student College Search

The student is asked to search for the colleges and/or career schools they would like to receive their FAFSA® information.

The student searches for a school by entering a state, city, and/or school name. After selecting "Search," they select the correct school(s) from the search results. Students can select to send their FAFSA information to a maximum of 20 schools. The student is required to add at least one college or career school.

The screenshot shows the FAFSA 2025-26 'Colleges' section for Student Brenda Smith. The progress bar indicates the student is on the 'Colleges' step (4 of 5). The main heading is 'Where should we send the FAFSA® information? Search and select colleges and career schools.' Below this, instructions state: 'If you can't find your school when searching by school name or state, try searching by School Code. You must add at least one college or career school to the FAFSA® form. You can add up to 20 schools. Make sure to list all the schools you're considering, even if you're not certain you'll apply to all of them. You can add or delete schools on your FAFSA form later. [Find tips for searching for colleges or career schools.](#)' A status bar shows '0 out of 20 schools selected' and a 'View Selected Schools' link. Below this are two tabs: 'Search by School Name' (active) and 'Search by School Code'. Under 'Search by School Name', there is a 'State' dropdown menu with 'ca' entered, a 'California (CA)' suggestion, and a 'School Name - optional' text input field. A 'Search' button is at the bottom. Navigation buttons 'Previous' and 'Continue' are at the very bottom.

The screenshot shows the search results for the 'Colleges' section. It lists five schools, each with its name, location, and Federal School Code. The first three schools are marked as 'Selected' with a green checkmark: Ventura Adult and Continuing Education (Ventura, California (CA), 030847), Tri-community Adult Education (Covina, California (CA), 036503), and West Coast Barber College (Oceanside, California (CA), 043076). The next two schools have a '+ Select' button: Folsom Lake College (Folsom, California (CA), 038713) and California State University Channel Isla (Camarillo, California (CA), 039803). Below the list is a 'Search and Select More Schools' link. At the bottom, a progress bar shows '1' of 5 steps completed. Navigation buttons 'Previous' and 'Continue' are at the bottom. A green banner at the bottom right states '3 out of 20 schools have been selected'.

Independent Student Selected Colleges

The student can view which college(s) and/or career school(s) they have selected. If the student has not selected 20 schools, they have the option to search and select more schools. When the student selects "Continue," they will have completed entering the required student information for their section and can proceed to review and sign their form.

FAFSA FORM 2025-26 Student Brenda Smiths Save FAFSA Menu

Personal Circumstances Demographics Financials **Colleges** Signature

Selected Colleges and Career Schools

These are the colleges and career schools that you've selected to receive the FAFSA® form.
Review this list of schools and confirm your selection(s).

School List Guidelines for Iowa Residents

To be eligible for state grant aid in Iowa, you must list an eligible in-state college. The order of schools in your college list will not impact your eligibility for state aid programs.

4 out of 20 schools selected

Showing 1 to 4 of 4

Art Center College of Design Pasadena, California (CA)	Federal School Code 001116	Remove	View Information
Ventura Adult and Continuing Education Ventura, California (CA)	Federal School Code 030847	Remove	View Information
Tri-community Adult Education Covina, California (CA)	Federal School Code 036503	Remove	View Information
West Coast Barber College Oceanside, California (CA)	Federal School Code 043076	Remove	View Information

Search and Select More Schools

Previous Continue

Independent Student Review Page

The review page displays the responses that the student has provided in the FAFSA® form. The student can view all the responses by selecting "Expand All" or expand each section individually. To edit a response, the student can select the question's hyperlink and they will be taken to the corresponding page.

The screenshot shows the FAFSA 2025-26 review page for Student Brenda Smith. At the top, there's a header with the FAFSA logo, the year 2025-26, the student's name, and buttons for 'Save' and 'FAFSA Menu'. Below the header, a section titled 'Continue To Sign Your Form' includes a summary of the information provided and an illustration of two people on bicycles. A green box with a checkmark icon and the title 'Scroll To Continue' instructs the student to scroll to the bottom of the page to continue. Below this, a list of 'Student Sections' is shown, each with a green checkmark icon and a circular arrow icon for editing. The sections are: Introduction Personal Identifiers, Section 1 Personal Circumstances, Section 2 Demographics, Section 3 Financials, and Section 4 Colleges. At the bottom, there are 'Previous' and 'Continue' buttons.

Independent Student Signature

On this page, the student reviews the terms and conditions of the FAFSA® form and what they'll agree to if they sign the form.

The screenshot shows the FAFSA 2025-26 interface for Student Brenda Smiths. At the top, a progress bar indicates the following steps: Personal Circumstances, Demographics, Financials, Colleges, and Signature (the current step, marked with a blue circle and a checkmark). The main heading is "Sign and Submit the FAFSA® Form". Below this is a green-bordered box titled "Summary" containing the following text:

Summary

This page confirms that you understand the terms and conditions of the FAFSA® form and filled out the form accurately to the best of your ability.

The FAFSA form is a legal document you will electronically sign with your account username and password (FSA ID). Because your FSA ID is associated with your personal information, do not share it with anyone.

Below the summary box, the text reads: "By signing this application electronically using your FSA ID, YOU, THE STUDENT, certify that you". This is followed by a bulleted list of five items:

- will use federal and/or state student aid only to pay the cost of attending an institution of higher education,
- are not in default on a federal student loan or have made satisfactory arrangements to repay it,
- do not owe money back on a federal student grant or have made satisfactory arrangements to repay it,
- will notify your school if you default on a federal student loan, and
- will not receive a Federal Pell Grant from more than one school for the same period of time.

Below the list, the text reads: "By signing this application electronically using your account username and password, you certify that all of the information you provided is true and complete to the best of your knowledge and you agree, if asked, to provide". This is followed by a bulleted list of two items:

- information that will verify the accuracy of your completed form, and
- U.S. or foreign income tax forms that you filed or are required to file.

Independent Student Signature (Continued)

This is a continuation of the student signature page. After agreeing to the terms and conditions of the FAFSA® form and signing, the student is able to submit their section of the FAFSA form. Since all required sections are complete, the student can both sign and submit the FAFSA form.

By signing this application electronically using your account username and password, you certify that all of the information you provided is true and complete to the best of your knowledge and you agree, if asked, to provide

- information that will verify the accuracy of your completed form, and
- U.S. or foreign income tax forms that you filed or are required to file.

You also certify that you understand that the secretary of education has the authority to verify information reported on your application.

If you sign this application or any document related to the federal student aid programs electronically using a username and password, and/or any other credential, you certify that you are the person identified by the username and password, and/or any other credential and have not disclosed that username and password, and/or any other credential to anyone else. If you purposefully give false or misleading information, including applying as an independent student without meeting the unusual circumstances required to qualify for such a status, you may be subject to criminal penalties under 20 U.S.C. 1097, which may include a fine up to \$20,000, imprisonment, or both.

Additionally, by signing this application electronically using your FSA ID, you authorize the U.S. Department of Education to disclose all information provided on this application, as required under Section 483(a)(2)(D)(i) of the *Higher Education Act of 1965*, as amended, to the institutions you have identified herein, state higher education agencies (in your state of residence and the states in which the institutions identified herein are located), and designated scholarship organizations to assist with the application, award, and administration of federal, state, or institutional financial aid programs and designated scholarship programs. Notwithstanding this authorization, the name of an institution that you select to authorize such disclosure shall not be shared with any other institution.

Sign and Submit Your FAFSA® Form

☒ I, Brenda Smiths, agree to the terms outlined above.

[Previous](#)[Sign and Submit](#)

Independent Student Confirmation Page

The student is presented the confirmation page. This page displays information for the student about their completion date and data release number for their FAFSA® form, along with an estimate for their Student Aid Index. The student is informed they may be eligible for a Federal Pell Grant, which may be a result of their negative SAI.

The screenshot shows the FAFSA 2025-26 Confirmation Page for Student Brenda Smiths. The page features a light blue background with illustrations of hot air balloons. At the top, the FAFSA logo and 'FORM 2025-26' are displayed, along with the student's name 'Student Brenda Smiths'. A navigation bar includes 'Exit' and 'FAFSA Menu' links. The main heading reads 'Congratulations, The FAFSA® Form Is Complete!'. Below this, the student's name 'Brenda Smiths' is shown next to a graduation cap icon. A table provides key information:

Completion Date	Data Release Number	Estimated Student Aid Index (SAI)
09/11/2024	1056	-1500




Below the table, a disclaimer states: 'The estimated SAI is subject to change based on final processing of your FAFSA form. The SAI is not a measure of how much student aid you'll receive or how much you'll pay for college or career school. Schools use your SAI to determine your federal student aid eligibility.'

A white box at the bottom contains the following text: 'Based on the eligibility criteria, you may be eligible for a Federal Pell Grant of up to \$7395.00. You may also be eligible for other federal, state, or institutional grants; scholarships; and/or work-study programs.'

Independent Student Confirmation Page (Continued)

This is a continuation of the student section complete page. This page displays information for the student about next steps, including checking their email, tracking their FAFSA® form, and receiving communications from their school.

What Happens Next

- 
Check Your Email
 You will receive an email version of this confirmation page at the following email address: brendasmith@test.com.
- 
Track the Status of Your Form
 In one to three days, your FAFSA form will be processed and made available to your schools. Check the status of your form by logging in to StudentAid.gov and selecting your FAFSA submission from the "My Activity" section of your account Dashboard.
- 
You Will Receive School Communications
 We use the information collected on your FAFSA form to calculate your Student Aid Index (SAI). The SAI lets schools determine the aid you're eligible to receive. Your schools will reach out to you if they need more information. They will also contact you with your financial aid offers. Once received, you can contact their financial aid offices directly to ask questions about their student aid packages.

Start Your Application for Iowa (IA) State-Based Aid

[Apply for State Aid](#)

Track and Manage Your FAFSA® Form

You can check the status of your application in the "My Activity" section of your account Dashboard. We'll let you know if we need anything more from you.

[View Status](#)


FAFSA Submission Summary

FAFSA Submission Summary Landing Page

The student receives a FAFSA Submission Summary for their processed FAFSA® form and any subsequent corrections that they submit. The FAFSA Submission Summary is broken into four tabs: “Eligibility Overview,” “FAFSA Form Answers,” “School Information,” and “Next Steps.” At the top, the student will see when their form was received and processed. They also have the option to print their FAFSA Submission Summary to keep for their records.

[< Back](#)[Print FAFSA Submission Summary](#)

FAFSA[®] FORM 2025–26 **FAFSA Submission Summary**

Student  **Raya Tran**

Application Received
Aug. 29, 2024

Application Processed
Aug. 29, 2024

Data Release Number
4110

Viewing: **Submission 2**

[Eligibility Overview](#) [FAFSA Form Answers](#) [School Information](#) [! Next Steps](#)

Eligibility Overview

On the "Eligibility Overview" tab, the student sees information about what federal student aid they may be eligible for, such as a Federal Pell Grant and Federal Direct Loans. Any amounts of financial aid that display on this tab are estimates and are not guaranteed. Final determination of the student's financial aid eligibility is provided by their school's financial aid office.

The screenshot shows the 'Eligibility Overview' tab of the Federal Student Aid portal. The page is titled 'Estimated Federal Student Aid' and features a navigation bar with 'Eligibility Overview', 'FAFSA Form Answers', 'School Information', and 'Next Steps' (marked with a red notification icon). The main content area lists three types of aid: Federal Pell Grant (up to \$7,395), Federal Direct Loans (up to \$5,500), and Federal Work-Study (You May Be Eligible). Each entry includes a brief description. A disclaimer states that the amounts are estimates based on full-time enrollment and average cost of attendance. A 'Learn more about financial aid' link is provided. A green callout box with a lightbulb icon reminds students that this is only an estimate and to refer to their school's financial aid offer for a final determination. On the right, there are two side panels: 'View All of Your Federal Student Aid in One Place' with a 'Visit My Aid' button, and 'Find the Right College or Career School' with a 'Visit College Scorecard' button. An illustration of a student looking at a phone is at the bottom right.

Eligibility Overview FAFSA Form Answers School Information 1 Next Steps

Estimated Federal Student Aid

Federal Pell Grant
A [Federal Pell Grant](#) is awarded to undergraduate students who have financial need and who have not earned a degree or are in a teacher certification program. Federal Pell Grants don't need to be repaid. Up to **\$7,395**

Federal Direct Loans
A [federal direct loan](#) is money lent by the government to you that you must repay with interest. Up to **\$5,500**

Federal Work-Study
[Federal Work-Study](#) is a way for students to earn money to pay for school through part-time jobs on or off campus. **You May Be Eligible**

Amounts shown here are only estimates of federal student aid based on full-time enrollment and the average cost of attendance. Your school will determine how much student aid to offer you, which may include additional aid from your school or state.

[Learn more about financial aid](#)

Keep in mind, this is only an estimate
Always refer to your school's financial aid offer for a final determination of financial aid available.

View All of Your Federal Student Aid in One Place
View detailed information about your federal loan and grant aid, including your enrollment history, payment history, and subsidized usage.
[Visit My Aid](#)

Find the Right College or Career School
Use the College Scorecard to compare schools by size, location, graduation rate, and more.
[Visit College Scorecard](#)

Eligibility Overview (Continued)

This is a continuation of the "Eligibility Overview" tab of the FAFSA Submission Summary. Final determination of the student's financial aid eligibility is provided by their school's financial aid office. They are also able to view their Student Aid Index.

Your Student Aid Index (SAI)

Your SAI is a number used by your school to determine your federal student aid eligibility and to build your financial aid offer. Your SAI may change due to verification or if you update or correct your FAFSA information.

5462

[What does this mean?](#)

FAFSA Form Answers

On the "FAFSA Form Answers" tab, the student sees the answers that they provided on their FAFSA® form. If any of the provided answers are incorrect, the student can choose make a correction.

The screenshot displays the 'Your FAFSA® Form Answers' page. At the top, there are navigation tabs: 'Eligibility Overview', 'FAFSA Form Answers' (which is selected), 'School Information', and 'Next Steps' with a red notification icon. Below the tabs, the page title 'Your FAFSA® Form Answers' is followed by a review instruction: 'Review your responses carefully and make sure all the information you provided is correct. Start a correction to fix any errors and ensure that your form is processed correctly.' A blue button labeled 'Make a Correction' is positioned to the right of this text. Under the 'Student Sections' heading, the 'Personal Identifiers' section is expanded, showing a list of fields with their corresponding values: First Name (Raya), Middle Name (A), Last Name (Tran), Suffix (empty), Date of Birth (5/5/2003), Social Security Number (masked as ****-1234), Individual Taxpayer Identification Number (ITIN) (empty), Mobile Phone Number ((555) 555-5555), and Email (raya.tran@email.com). An 'Expand All' link with a dropdown arrow is located to the right of the section header.

Student Sections	
Introduction	
Personal Identifiers	
First Name	→ Raya
Middle Name	→ A
Last Name	→ Tran
Suffix	→
Date of Birth	→ 5/5/2003
Social Security Number	→ ****-1234
Individual Taxpayer Identification Number (ITIN)	→
Mobile Phone Number	→ (555) 555-5555
Email	→ raya.tran@email.com

FAFSA Form Answers (Continued)

This is a continuation of the "FAFSA Form Answers" tab, where the student sees the answers that they provided on their FAFSA® form.

Permanent Mailing Address	→ 123 Sesame Street
City	→ New York
State	→ New York (NY)
Zip Code	→ 54321
Country	→ United States
State of Legal Residence	→ New York (NY)
Legal Residence Date	→ 1/2020

Section 1	⌵
Personal Circumstances	

Section 2	⌵
Demographics	

Section 3	⌵
Financials	

Section 4	⌵
Colleges	

Section 5	⌵
Signature	

FAFSA Form Answers Contributors

This is a continuation of the "FAFSA Form Answers" tab. If applicable, student sees the answers their contributor(s) provided on their FAFSA® form.

Parent Sections
Expand All

Introduction
Personal Identifiers

First Name	→ Alcina
Middle Name	→
Last Name	→ Tran
Suffix	→
Date of Birth	→ 5/5/1973
Social Security Number	→1234
Individual Taxpayer Identification Number (ITIN)	→
Mobile Phone Number	→ (555) 555-5555
Email	→ alcina.tran@email.com

Permanent Mailing Address	→ 123 Sesame Street
City	→ New York
State	→ New York (NY)
Zip Code	→ 54321
Country	→ United States

Section 1
Demographics

Section 2
Financials

Section 3
Signature

School Information

On the "School Information" tab, the student sees information about the college(s) and/or career school(s) that they selected to send their FAFSA® information. The student can compare the graduation rate, retention rate, transfer rate, default rate, median debt upon completion, and average annual cost of their selected schools.

Eligibility Overview

FAFSA Form Answers

School Information

Next Steps

Find an Affordable School

Many schools offer the opportunity to attend college affordably. Learn about the costs and benefits associated with the schools you listed on your form.

Learn More on College Scorecard

Showing results for family income between \$0-\$30,000

School Name	Graduation Rate	Retention Rate	Transfer Rate	Default Rate	Median Debt Upon Completion	Average Annual Cost
Allen School - Brooklyn	77.49%	66.41%	N/A	3.1%	\$9,500	\$22,666
Genesee Community College	30.95%	54.17%	29.86%	5.2%	\$11,622	\$4,060
Suny at Purchase	65.93%	78.57%	22.95%	2.9%	\$21,067	\$14,327

Next Steps

On the "Next Steps" tab, the student sees comments that pertain to their FAFSA® form. Some comments may require the student to make a correction or send additional documentation to their school. Other comments may be informational and do not require any further action from the student.

The screenshot displays the 'Next Steps' tab in the FAFSA application interface. At the top, there is a navigation bar with four tabs: 'Eligibility Overview', 'FAFSA Form Answers', 'School Information', and 'Next Steps' (which is highlighted with a red dot and underline). Below the navigation bar, the 'Next Steps' section is titled with a green list icon. It contains three numbered items, each with a checkmark icon to its right:

- 1 Correct any errors on your FAFSA® form
- 2 Make sure your schools have everything they need
- 3 Look out for aid-related communications from your schools

Below this list is a section titled 'For Your Awareness' with an information icon (i). It contains three bullet points:

- VA Education and Training Benefits help veterans, service members, and their family members with needs like paying college tuition or finding the right school.
- The limit to the total amount of Federal Pell Grants that a student may receive is the equivalent of six school years. Based upon information reported to the National Student Loan Data System (NSLDS®) database by the schools you have attended, you have received Federal Pell Grants for the equivalent of between two and one-half and three years.
- The limit to the total amount of Federal Pell Grants that a student may receive is the equivalent of six school years. Based upon information reported to the National Student Loan Data System (NSLDS®) database by the schools you have attended, you have received Federal Pell Grants for the equivalent of between three and three and one-half years.

At the bottom is a section titled 'Understand Your Tax Benefits' with a dollar sign and document icon. It contains a paragraph:

Did you know that the IRS provides tax benefits for education? These tax benefits can be used to get back some of the money you spend on tuition or loan interest, or to maximize your college savings.

Below the paragraph is a link: [Learn About Tax Benefits](#)

More Resources

Lastly, along the right side of their FAFSA Submission Summary, the student can access additional resources, including visiting “My Aid” or College Scorecard.

[Eligibility Overview](#)
[FAFSA Form Answers](#)
[School Information](#)
[Next Steps](#)

Estimated Federal Student Aid


Federal Work-Study

[Federal Work-Study](#) is a way for students to earn money to pay for school through part-time jobs on or off campus.

You May Be Eligible

Amounts shown here are only estimates of federal student aid based on full-time enrollment and the average cost of attendance. Your school will determine how much student aid to offer you, which may include additional aid from your school or state.

[Learn more about financial aid](#)



Keep in mind, this is only an estimate

Always refer to your school's financial aid offer for a final determination of financial aid available.

Your Student Aid Index (SAI)

Your SAI is a number used by your school to determine your federal student aid eligibility and to build your financial aid offer. Your SAI may change due to verification or if you update or correct your FAFSA information.

-1500

[What does this mean?](#)

View All of Your Federal Student Aid in One Place


View detailed information about your federal loan and grant aid, including your enrollment history, payment history, and subsidized usage.

[Visit My Aid](#)

Find the Right College or Career School

Use the College Scorecard to compare schools by size, location, graduation rate, and more.

[Visit College Scorecard](#)



Dependent Student and Direct Unsubsidized Loan

Dependency Status: Dependent Student


If the parents of a dependent student are unwilling to provide their information but the student doesn't have an unusual circumstance, the student can choose to have their school determine their eligibility for a Direct Unsubsidized Loan only.

Note: Selecting "Yes" here makes the student ineligible for other types of federal student aid, such as Federal Pell Grants, Federal Work-Study, or Direct Subsidized Loans.

FAFSA[®] FORM 2025-26 Student Raya Tran Save FAFSA Menu

1 Personal Circumstances 2 Demographics 3 Financials 4 Colleges 5 Signature

Your Dependency Status

 **Dependent Student**
Based on your answers, you're a dependent student. This means you must provide parent information on your FAFSA[®] form. This information helps determine how much federal student aid you're eligible to receive.

Direct Unsubsidized Loan Only

Are the student's parents refusing to provide their information on this FAFSA[®] form? ⓘ
This response must be "No" for the student to be considered for Federal Pell Grant eligibility and most other types of federal student aid.

☒ Yes ☐ No

Previous Continue

Dependent Student Selects Direct Unsubsidized Loan Only

If the student selects "Yes" to have their school determine their eligibility for a Direct Unsubsidized Loan only and then selects "Continue," a pop-up window appears warning the student that they will not be eligible for most federal student aid.

The screenshot displays the FAFSA 2025-26 form for Student Raya Tran. The progress bar at the top indicates five steps: 1. Personal Circumstances, 2. Demographics, 3. Financials, 4. Colleges, and 5. Signature. The current step is 'Your Dependency Status'. A pop-up window is overlaid on the form, warning the student: 'You WILL NOT Be Eligible for Most Federal Student Aid'. The text in the pop-up states: 'By changing the answer to "Yes" you'll be considered for a limited amount of Direct Unsubsidized Loans ONLY. Any existing parent information will be removed. Do you want to continue?'. Below the pop-up, the question 'Are the student's...' is visible, with radio buttons for 'Yes' (selected) and 'No'. At the bottom of the form, there are 'Previous' and 'Continue' buttons.

Unaccompanied Homeless Youth

Student Homelessness

The student is asked if they were unaccompanied and either homeless or at risk of being homeless. The student selects "Yes." Next, the student is asked who determined that they are homeless or at risk of being homeless. They select "None of these apply."

The screenshot shows the FAFSA 2025-26 application interface for Student Raya Tran. The progress bar at the top indicates the following steps: 1. Personal Circumstances, 2. Demographics (marked with a checkmark), 3. Financials, 4. Colleges, and 5. Signature. The current section is titled "Student Homelessness".

The first question is: "At any time on or after July 1, 2024, was the student unaccompanied and either (1) homeless or (2) self-supporting and at risk of being homeless?" The "Yes" radio button is selected.

The second question is: "Did any of the following determine the student was homeless or at risk of becoming homeless?" Below this question, it says "Select all that apply." There are five checkboxes, each with a description:

- ☐ Director or designee of an emergency or transitional shelter, street outreach program, homeless youth drop-in center, or other program serving those experiencing homelessness
- ☐ The student's high school or school district homeless liaison or designee
- ☐ Director or designee of a project supported by a federal TRIO or GEAR UP program grant
- ☐ Financial aid administrator
- ☒ None of these apply.

At the bottom of the form, there are two buttons: "Previous" and "Continue".


Impact of Unaccompanied Homeless Youth Status

Based on the answers provided by the student, they are not required to provide parent information on the FAFSA® form. The student is able to sign and submit the FAFSA form, but they will need to contact the financial aid office at their school about their circumstances. The school will be required to make a determination of the student's unaccompanied homeless youth status based on a written statement from the student or a documented interview with the student. Until the student's circumstances are verified, the U.S. Department of Education's office of Federal Student Aid will only provide the student an estimate of their federal student aid eligibility.

FAFSA® FORM 2025-26 Student Raya Tran Save FAFSA Menu

1 Personal Circumstances 2 Demographics 3 Financials 4 Colleges 5 Signature

Your Dependency Status

 **Provisionally Independent or Unaccompanied Homeless Youth**
You Can Proceed without Parent Information

Based on your answers, you can submit your application without answering questions about your parent(s).

To complete the financial aid process, you'll need to contact the financial aid office at the school you wish to attend.

If you are not in contact with a parent, or contacting a parent would pose a risk to you, you are considered a provisionally independent student. You will need to speak with the financial aid office at your school about your circumstances.

If you have indicated that you are unaccompanied and either (1) homeless or (2) self-supporting and at risk of being homeless, the financial aid office at your school is required to make a determination of your status based on a written statement from you or a documented interview with you. Please contact your school's financial aid office to complete this process.

We won't be able to calculate your Student Aid Index (SAI) until your financial aid office confirms your circumstances. Until then, we will provide only an estimate of your federal student aid eligibility as an independent student.

Previous Continue

Provisionally Independent Student

Student Unusual Circumstances

The student is asked if unusual circumstances prevent them from contacting their parent(s). The student selects "Yes."

FAFSA® FORM 2025-26 Student Raya Tran Save FAFSA Menu

1 Personal Circumstances 2 Demographics 3 Financials 4 Colleges 5 Signature

Student Unusual Circumstances

This information will help us evaluate the student's ability to pay for school.

Do unusual circumstances prevent the student from contacting their parents or would contacting their parents pose a risk to the student? ⓘ

A student may be experiencing unusual circumstances if they

- left home due to an abusive or threatening environment;
- are abandoned by or estranged from their parents;
- have refugee or asylee status and are separated from their parents, or their parents are displaced in a foreign country;
- are a victim of human trafficking;
- are incarcerated, or their parents are incarcerated and contact with the parents would pose a risk to the student; or
- are otherwise unable to contact or locate their parents.

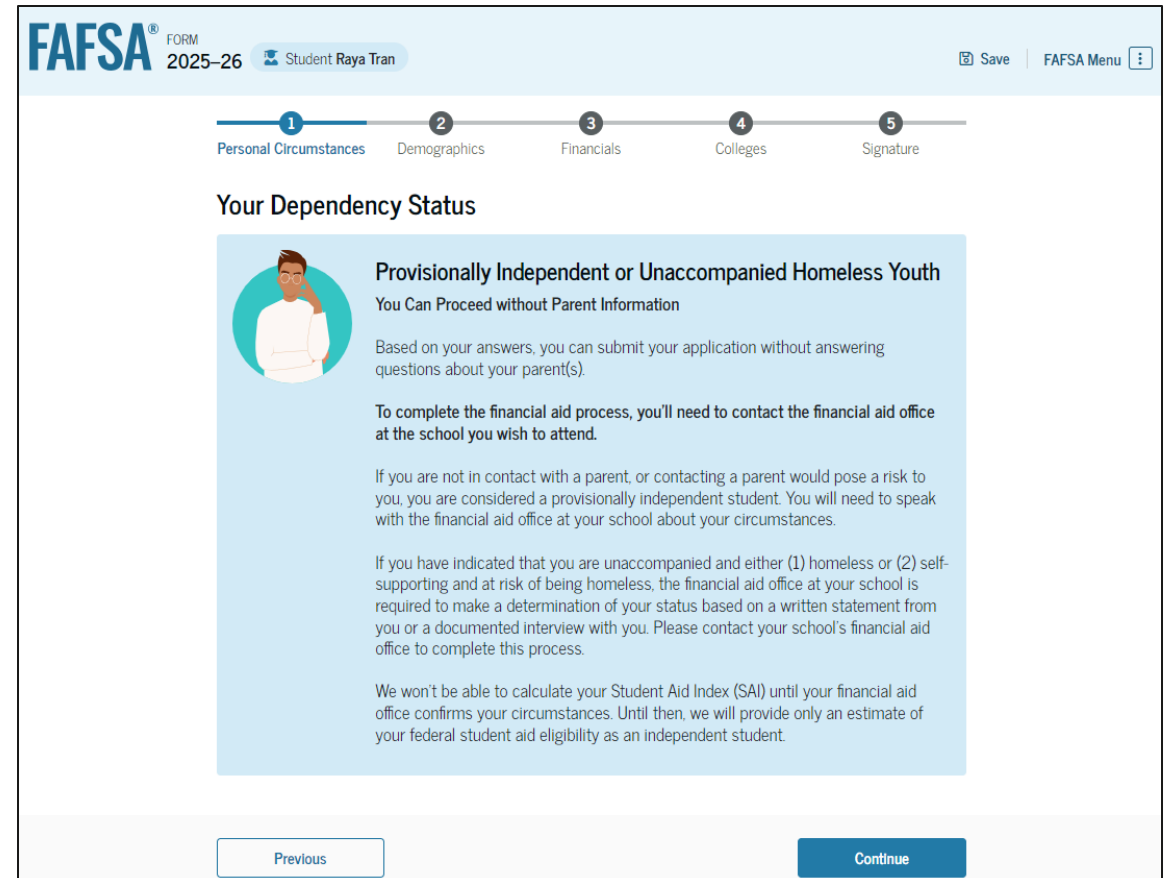
If the student's circumstances resulted in not having a safe and stable place to live, they may be considered a homeless youth and should review the answer to the previous question about being unaccompanied and homeless.

☒ Yes ☐ No

Previous Continue

Impact of Provisionally Independent Status

Based on the answers provided by the student, they are considered a provisionally independent student and are not required to provide parent information. The student is able to sign and submit their FAFSA® form, but they will need to contact their school to see what supporting documentation they need to submit. A financial aid administrator at the school will review and make a determination regarding a dependency override. Until the student's circumstances are verified, the U.S. Department of Education's office of Federal Student Aid will only provide the student an estimate of their federal student aid eligibility.




FAFSA® FORM 2025-26 Student Raya Tran

Save | FAFSA Menu

1 Personal Circumstances 2 Demographics 3 Financials 4 Colleges 5 Signature

Your Dependency Status

 **Provisionally Independent or Unaccompanied Homeless Youth**
You Can Proceed without Parent Information

Based on your answers, you can submit your application without answering questions about your parent(s).

To complete the financial aid process, you'll need to contact the financial aid office at the school you wish to attend.

If you are not in contact with a parent, or contacting a parent would pose a risk to you, you are considered a provisionally independent student. You will need to speak with the financial aid office at your school about your circumstances.

If you have indicated that you are unaccompanied and either (1) homeless or (2) self-supporting and at risk of being homeless, the financial aid office at your school is required to make a determination of your status based on a written statement from you or a documented interview with you. Please contact your school's financial aid office to complete this process.

We won't be able to calculate your Student Aid Index (SAI) until your financial aid office confirms your circumstances. Until then, we will provide only an estimate of your federal student aid eligibility as an independent student.

Previous Continue

Student Adds Schools to FAFSA® Form

Add Schools Log In

To access an existing FAFSA® form, the student is required to have an FSA ID (StudentAid.gov account username and password).

An official website of the United States government.

Help Center Submit a Complaint English | Español

FederalStudentAid AN OFFICE OF THE U.S. DEPARTMENT OF EDUCATION

FAFSA® Form ▾ Loans and Grants ▾ Loan Repayment ▾ Loan Forgiveness ▾ Log In | Create Account

Log In ↗

Email, Phone, or FSA ID Username

test595011023

Password

..... Show Password

Log In

Forgot My Username | Forgot My Password

Create an Account

Help Me Log In to My Account

Help Center | Contact Us | Site Feedback

About Us Announcements Data Center Resources Forms Library

FederalStudentAid AN OFFICE OF THE U.S. DEPARTMENT OF EDUCATION

Notices | usa.gov | vote.gov | ed.gov | Site Feedback

Add Schools Dashboard

On the account Dashboard, the student can see their most recent 2025–26 FAFSA® activity under the "My Activity" section. In this scenario, the student has a processed 2025–26 FAFSA form. To see further information about this application, the student selects the application and is taken to the "Details" page.

The screenshot displays the Federal Student Aid Dashboard. At the top, a blue banner contains an information icon and text about a federal court injunction. Below this is a navigation bar with the Federal Student Aid logo, a list of links (FAFSA® Form, Loans and Grants, Loan Repayment, Loan Forgiveness), and user options (Help Center, Submit a Complaint, English | Español, a notification bell, a user profile icon labeled 'Raya', and a search icon). The main content area is titled 'Dashboard' and is divided into three sections. The 'My Aid' section shows a large circle with a diagonal line and the text 'You currently don't have any federal loans or grants.' The 'My Activity' section, which is the focus, has a link to 'View All Activity >' and lists a '2025–26 FAFSA® Form' with a green 'Processed' status and a submission date of 'Submitted: 08/29/2024'. The 'Quick Links' section on the right lists various resources: FAFSA® Form, Master Promissory Note (MPN), Annual Student Loan Acknowledgment, Entrance Counseling, Information About FAFSA Submission Summary, and PLUS Loan for Parents and Graduate Students. The 'My Info' section at the bottom right lists 'My Aid' and 'My Activity' as links.

My Activity > FAFSA Form

2025–26 Free Application for Federal Student Aid (FAFSA®) Form Details

Processed

Actions

Add or Remove Schools
Make Corrections
View FAFSA Submission Summary

FAFSA® Information

Student	Data Release Number (DRN)	Submission Number
Raya Tran	4110	01

Status Tracker

✓

FAFSA® Form Started

Started on Aug 29, 2024

⌵

✓

FAFSA® Form Submitted

Submitted on Aug 29, 2024

⌵

✓

FAFSA® Form Processed

Processed on Aug 29, 2024

⌶

Congratulations! Your FAFSA® form has been processed successfully! We recommend downloading a copy of your completed application to keep for your records.

Your FAFSA Submission Summary is ready!

Your FAFSA Submission Summary gives you information about your eligibility for federal student aid and lists your answers to the questions.

FAFSA Submission Summary

Started on

Aug 29, 2024

Processed on

Aug 29, 2024

More Resources

Understand Financial Aid

FAFSA Landing Page

Information on Federal Pell Grant Program

Information on Federal Work-Study (FWS) Program

How Aid Is Calculated

Add Schools Details (Continued)

Farther down the "Details" page, the student sees their invited contributor(s), selected school(s) and FAFSA® submission history. In this scenario, the student selects "Add or Remove Schools" within the "Actions" menu to update their selected schools.

Next Steps

Apply for Scholarships and Grants

Scholarships and grants are gifts that don't need to be repaid. There are thousands of them offered by schools, employers, individuals, private companies, nonprofits, communities, religious groups, and professional and social organizations.
[Information on Scholarships and Grants](#)

Selected Colleges

These are the colleges and career schools you have identified to receive your FAFSA form.

1 of 20 Schools Selected

School Name	Address
Parker University	Dallas, TX

1 to 1 of 1

FAFSA® Submission History


Information about your most recent 2025–26 FAFSA form submission, including any corrections you've made, is displayed first.

Date Submitted	Submitted By	Submission Type	Submission Number	Actions
Aug 29, 2024	Raya Tran	Initial	01	...

Showing 1 of 1

Add Schools Onboarding

When the student starts a 2025–26 FAFSA® correction, they are taken through the FAFSA correction onboarding process. A correction should only be submitted if critical information was missing, incorrect information was provided, the student needs to update their selected school(s), and/or a correction was requested by a financial aid administrator. The student selects "Add or Remove Schools" to begin their correction.



The image shows a screenshot of the FAFSA 2025-26 correction onboarding screen. At the top left is the FAFSA logo with 'FORM 2025-26' next to it. A blue banner with white text reads 'Correct Your FAFSA® Form Before You Start'. Below this banner is a light blue box containing the text: 'If you made a mistake reporting information on the FAFSA form, you'll need to make a correction. Be ready with your personal information and any documents you may need.' Below this box are three green arrows pointing right, each followed by a step description: 1. 'Only update fields that are incorrect.' 2. 'Based on the corrections you make, your eligibility for federal student aid and/or the estimated aid amounts may change.' 3. 'After you submit your correction, your school may reach out to you for more information.' At the bottom of the screen are two buttons: a light blue 'Cancel' button on the left and a dark blue 'Add or Remove Schools' button on the right.

Add Schools Selected Colleges and Career Schools

The student can view which college(s), career school(s), or trade school(s) they selected in their processed application. If the student has not selected 20 schools, they have the option to search and select more schools, and, in some states, they have the option to reorder the list of selected schools. In this scenario, the student wants to remove their selected school and add new ones. The student selects "Remove" for the listed school.

FAFSA® FORM 2025-26 Student: Raya Tran Save FAFSA Menu

Personal Circumstances Demographics Financials **Colleges** Signature

Selected Colleges and Career Schools

These are the colleges and career schools that you've selected to receive the FAFSA® form.

Review this list of schools and confirm your selection(s).

School List Guidelines for Georgia Residents

To be eligible for state grant aid in Georgia, you must list an eligible in-state college. The order of schools in your college list will not impact your eligibility for state aid programs.

1 out of 20 schools selected

Showing 1 to 1 of 1

Parker University Dallas, Texas (TX)	Federal School Code 016293	Remove	View Information
--	-------------------------------	--------	------------------

Search and Select More Schools

Previous Continue

Add Schools Selected Colleges and Career Schools (Continued)

After removing the school, the student selects "Search and Select More Schools" and is taken to the college search page.

The screenshot shows the FAFSA 2025-26 interface for Student Raya Tran. The progress bar at the top indicates the following steps: Personal Circumstances (1), Demographics (2), Financials (3), Colleges (4, currently active), and Signature (5). The main heading is "Selected Colleges and Career Schools". Below this, it states: "These are the colleges and career schools that you've selected to receive the FAFSA® form." and "Review this list of schools and confirm your selection(s).". A green box contains "School List Guidelines for Georgia Residents" with the text: "To be eligible for state grant aid in Georgia, you must list an eligible in-state college. The order of schools in your college list will not impact your eligibility for state aid programs." Below the guidelines, a green pill-shaped button shows "0 out of 20 schools selected". At the bottom, it says "Showing 0 to 0 of 0" and includes a "Search and Select More Schools" link. The footer has "Previous" and "Continue" buttons.

Add Schools College Search

The student is asked to search for the colleges, career schools, or trade schools they would like to receive their FAFSA® information. The student searches for a school by entering a state and a city and/or school name.

FAFSA® FORM 2024-25 Student TestKK Allen Save FAFSA Menu

Personal Circumstances Demographics Financials **Colleges** Signature

Where should we send the FAFSA® information?
Search and select colleges and career schools.

If you can't find your school when searching by School Name or State, try searching by School Code.

You can add up to 20 colleges and career schools to the FAFSA® form.

0 out of 20 schools selected View Selected Schools

Search by School Name Search by School Code

State
Texas (TX) x

City - optional

School Name - optional

Search

Previous Continue

Add Schools College Search (Continued)

After entering a school's state and city and/or school name and selecting "Search," the student selects the correct school(s) from the search results. Students can send their FAFSA® information to a maximum of 20 schools.

Search Results 1 to 10 of 347

SORT BY: MOST RELEVANT A-Z

Miller-motte College - Stvt-Brownsville Brownsville, Texas (TX)	Federal School Code E01300	✓ Selected
South University - Austin Round Rock, Texas (TX)	Federal School Code E02135	✓ Selected
Florida Career College - Houston Houston, Texas (TX)	Federal School Code E40436	✓ Selected
Miller-motte College - Edge Tech Academy Arlington, Texas (TX)	Federal School Code E40505	+ Select
American Intercontinental Univ - Houston Houston, Texas (TX)	Federal School Code E01051	+ Select
Miller-motte College - Stvt - Corpus Chr Corpus Christi, Texas (TX)	Federal School Code E01653	+ Select
Southern Careers Institute - Waco Waco, Texas (TX)	Federal School Code E40485	+ Select
Miller-motte College - Stvt - Mcallen Mcallen, Texas (TX)	Federal School Code	+ Select

✓ 3 out of 20 schools have been selected

Add Schools Selected Colleges

The student can view which new college(s), career school(s), and/or trade school(s) they have selected. When they select "Continue," they will have completed updating the "Select Colleges and Career Schools" section and can proceed to the review changes page.

The screenshot shows the FAFSA 2025-26 interface for Student Raya Tran. The progress bar indicates the user is on the 'Colleges' step (4 of 5). The section is titled 'Selected Colleges and Career Schools' and includes a note to review the list of schools. A green box provides 'School List Guidelines for Georgia Residents'. A summary bar shows '3 out of 20 schools selected'. Below, a list of three schools is displayed with their names, locations, federal school codes, and options to remove or view information.

School Name	Location	Federal School Code	Remove	View Information
Miller-motte College - Stvt-Brownsville	Brownsville, Texas (TX)	E01300		View Information
South University - Austin	Round Rock, Texas (TX)	E02135		View Information
Florida Career College - Houston	Houston, Texas (TX)	E40436		View Information

[Search and Select More Schools](#)

[Previous](#) [Continue](#)

Add Schools Review Changes Page

The review page displays the school(s) that the student has added and/or removed. If the student needs to make additional updates to the rest of their form, they can select "Make More Changes." The student is ready to submit their correction and selects "Continue."

FAFSA[®] FORM 2025-26 Student Raya Tran Save FAFSA Menu

You're Almost Done!

Select "Continue" to sign and complete the correction.

Student Section Collapse All

Section 4 Colleges

School Name	Your Changes
Miller-Motte College - Stvt. Brownsville	✓ Added to form
South University - Austin	✓ Added to form
Florida Career College - Houston	✓ Added to form
Parker University	✗ Removed from form

Make More Changes Continue

Sign and Submit Changes to the FAFSA Form

On this page, the student reviews the terms and conditions of the FAFSA® form and what they'll agree to if they sign the form.

FAFSA® FORM 2025-26 Student Raya Tran Save FAFSA Menu

Personal Circumstances Demographics Financials Colleges **Signature**

Sign and Submit the FAFSA® Form

Summary

This page confirms that you understand the terms and conditions of the FAFSA® form and filled out the form accurately to the best of your ability.

The FAFSA form is a legal document you will electronically sign with your account username and password (FSA ID). Because your FSA ID is associated with your personal information, do not share it with anyone.

By signing this application electronically using your FSA ID, YOU, THE STUDENT, certify that you

- will use federal and/or state student aid only to pay the cost of attending an institution of higher education,
- are not in default on a federal student loan or have made satisfactory arrangements to repay it,
- do not owe money back on a federal student grant or have made satisfactory arrangements to repay it,
- will notify your school if you default on a federal student loan, and
- will not receive a Federal Pell Grant from more than one school for the same period of time.

By signing this application electronically using your account username and password, you certify that all of the information you provided is true and complete to the best of your knowledge and you agree, if asked, to provide

- information that will verify the accuracy of your completed form, and
- U.S. or foreign income tax forms that you filed or are required to file.

Sign and Submit Changes to the FAFSA Form (Continued)

This is a continuation of the student signature page. After agreeing to the terms and conditions of the FAFSA® form and signing, the student is able to resubmit their section of the FAFSA form.

By signing this application electronically using your account username and password, you certify that all of the information you provided is true and complete to the best of your knowledge and you agree, if asked, to provide

- information that will verify the accuracy of your completed form, and
- U.S. or foreign income tax forms that you filed or are required to file.

You also certify that you understand that the secretary of education has the authority to verify information reported on your application.

If you sign this application or any document related to the federal student aid programs electronically using a username and password, and/or any other credential, you certify that you are the person identified by the username and password, and/or any other credential and have not disclosed that username and password, and/or any other credential to anyone else. If you purposefully give false or misleading information, including applying as an independent student without meeting the unusual circumstances required to qualify for such a status, you may be subject to criminal penalties under 20 U.S.C. 1097, which may include a fine up to \$20,000, imprisonment, or both.

Additionally, by signing this application electronically using your FSA ID, you authorize the U.S. Department of Education to disclose all information provided on this application, as required under Section 483(a)(2)(D)(i) of the *Higher Education Act of 1965*, as amended, to the institutions you have identified herein, state higher education agencies (in your state of residence and the states in which the institutions identified herein are located), and designated scholarship organizations to assist with the application, award, and administration of federal, state, or institutional financial aid programs and designated scholarship programs. Notwithstanding this authorization, the name of an institution that you select to authorize such disclosure shall not be shared with any other institution.

Sign and Submit Your FAFSA® Form

☒ I, Raya Tran, agree to the terms outlined above.

Previous

Sign and Submit

Add Schools Confirmation

After the student has submitted their correction, they are presented the confirmation page. This page displays information for the student about next steps, including tracking their FAFSA® correction.

The screenshot shows the FAFSA 2025-26 confirmation page for Student Raya Tran. The page features a celebratory banner with hot air balloons and the text "Congratulations, The FAFSA® Form Is Complete!". Below the banner, a table displays key information: Completion Date (08/29/2024), Data Release Number (4110), and Estimated Student Aid Index (SAI) (0). A disclaimer states that the estimated SAI is subject to change and is not a measure of aid received. A box highlights that the student may be eligible for a Federal Pell Grant of up to \$7395.00. The "What Happens Next" section lists three steps: Check Your Email, Track the Status of Your Form, and You Will Receive School Communications. At the bottom, a section titled "Track and Manage Your FAFSA® Form" includes a "View Status" button.

FAFSA® FORM 2025-26 Student Raya Tran Exit FAFSA Menu

Congratulations, The FAFSA® Form Is Complete!

Raya Tran

Completion Date	Data Release Number	Estimated Student Aid Index (SAI)
08/29/2024	4110	0

The estimated SAI is subject to change based on final processing of your FAFSA form. The SAI is not a measure of how much student aid you'll receive or how much you'll pay for college or career school. Schools use your SAI to determine your federal student aid eligibility.

Based on the eligibility criteria, you may be eligible for a Federal Pell Grant of up to \$7395.00. You may also be eligible for other federal, state, or institutional grants, scholarships, and/or work-study programs.

What Happens Next

- Check Your Email**
You will receive an email version of this confirmation page at the following email address: 599887935test@testcod.edu.
- Track the Status of Your Form**
In one to three days, your FAFSA form will be processed and made available to your schools. Check the status of your form by logging in to StudentAid.gov and selecting your FAFSA submission from the "My Activity" section of your account Dashboard.
- You Will Receive School Communications**
We use the information collected on your FAFSA form to calculate your Student Aid Index (SAI). The SAI lets schools determine the aid you're eligible to receive. Your schools will reach out to you if they need more information. They will also contact you with your financial aid offers. Once received, you can contact their financial aid offices directly to ask questions about their student aid packages.

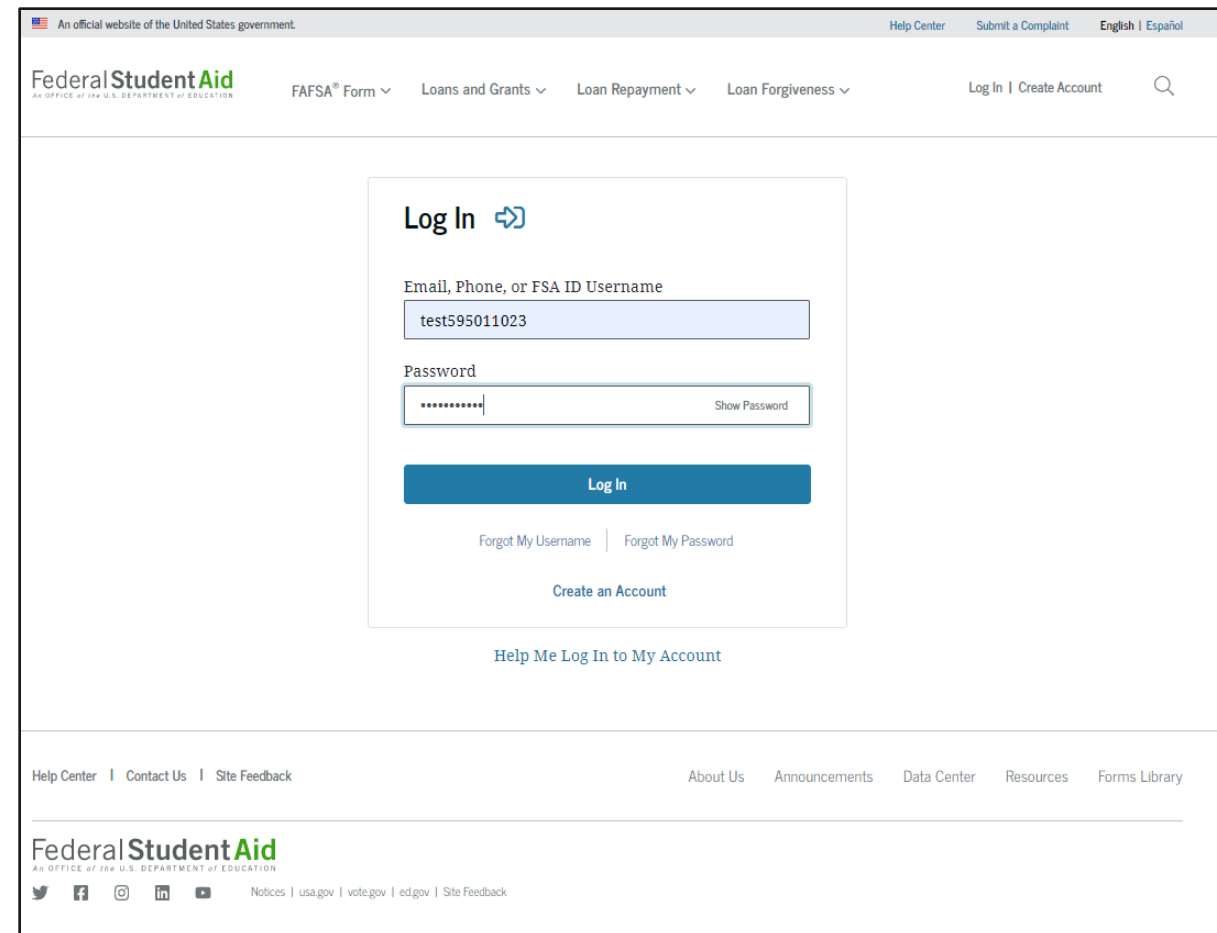
Track and Manage Your FAFSA® Form
You can check the status of your application in the "My Activity" section of your account Dashboard. We'll let you know if we need anything more from you.

[View Status](#)

Student Submits a FAFSA® Correction to Homeless Determination

Homeless Determination Correction Log In

To access an existing FAFSA® form, the student is required to log in using their FSA ID (StudentAid.gov account username and password).



The screenshot shows the Federal Student Aid website's login interface. At the top, there is a navigation bar with links for 'Help Center', 'Submit a Complaint', and language options 'English | Español'. Below this, a secondary navigation bar includes the 'FederalStudentAid' logo, 'AN OFFICE OF THE U.S. DEPARTMENT OF EDUCATION', and dropdown menus for 'FAFSA® Form', 'Loans and Grants', 'Loan Repayment', and 'Loan Forgiveness'. On the right of this bar are links for 'Log In | Create Account' and a search icon. The main content area features a 'Log In' section with a blue arrow icon. It contains two input fields: 'Email, Phone, or FSA ID Username' with the value 'test595011023' and 'Password' with masked characters. A 'Show Password' link is next to the password field. Below the fields is a blue 'Log In' button. Underneath the button are links for 'Forgot My Username' and 'Forgot My Password'. At the bottom of the login section is a link for 'Create an Account'. Below the login section is a link for 'Help Me Log In to My Account'. The footer contains links for 'Help Center', 'Contact Us', 'Site Feedback', 'About Us', 'Announcements', 'Data Center', 'Resources', and 'Forms Library'. The Federal Student Aid logo and 'AN OFFICE OF THE U.S. DEPARTMENT OF EDUCATION' are repeated at the bottom, along with social media icons and links for 'Notices', 'usa.gov', 'vote.gov', 'ed.gov', and 'Site Feedback'.

Homeless Determination Correction Dashboard

On the account Dashboard, the student can see their most recent 2025–26 FAFSA® activity under the "My Activity" section. In this scenario, the student has a processed 2025–26 FAFSA form. To see further information about this application, the student selects the application and is taken to the "Details" page.

The screenshot displays the Federal Student Aid account Dashboard. At the top, a light blue banner contains an information icon and a message about a federal court injunction preventing the U.S. Department of Education from implementing parts of the Saving on a Valuable Education (SAVE) Plan and other IDR plans. Below this is a navigation bar with the Federal Student Aid logo, a link to the FAFSA® Form, and links for Loans and Grants, Loan Repayment, and Loan Forgiveness. A user profile icon labeled 'Raya' and a search icon are also present. The main content area is titled 'Dashboard' and features three sections: 'My Aid' with a message stating 'You currently don't have any federal loans or grants.', 'My Activity' with a link to 'View All Activity' and a list of 2025–26 FAFSA® Form applications, and 'My Info' with links to 'My Aid' and 'My Activity'. A 'Quick Links' section on the right side provides shortcuts to various FAFSA-related documents and forms.

A federal court issued an injunction preventing the U.S. Department of Education from implementing parts of the Saving on a Valuable Education (SAVE) Plan and other IDR plans. We are assessing the ruling and will continue to update [StudentAid.gov/saveaction](https://studentaid.gov/saveaction) with more information.

An official website of the United States government. Help Center Submit a Complaint English | Español

FederalStudentAid An OFFICE of the U.S. DEPARTMENT of EDUCATION FAFSA® Form ▾ Loans and Grants ▾ Loan Repayment ▾ Loan Forgiveness ▾

Dashboard

My Aid

You currently don't have any federal loans or grants.

Quick Links

- FAFSA® Form
- Master Promissory Note (MPN)
- Annual Student Loan Acknowledgment
- Entrance Counseling
- Information About FAFSA Submission Summary
- PLUS Loan for Parents and Graduate Students

My Activity [View All Activity >](#)

2025–26 FAFSA® Form

Processed Submitted: 08/29/2024

My Info

- My Aid
- My Activity

Homeless Determination Correction Details

On the "Details" page, the student sees information related to their processed FAFSA® form, such as when it was started and processed, their FAFSA Submission Summary, and additional resources. Within the "Actions" menu, the student can select "Make Corrections" to start a voluntary correction.

My Activity > FAFSA Form

2025–26 Free Application for Federal Student Aid (FAFSA®) Form Details

Processed

FAFSA® Information

Student	Data Release Number (DRN)	Submission Number
Raya Tran	9661	01

Status Tracker

FAFSA® Form Started
Started on Aug 29, 2024

FAFSA® Form Submitted
Submitted on Aug 29, 2024

FAFSA® Form Processed
Processed on Aug 29, 2024

Congratulations! Your FAFSA® form has been processed successfully! We recommend downloading a copy of your completed application to keep for your records.

Your FAFSA Submission Summary is ready!

Your FAFSA Submission Summary gives you information about your eligibility for federal student aid and lists your answers to the questions.

FAFSA Submission Summary

Actions

- Add or Remove Schools
- Edit Contributor Information
- Make Corrections
- View FAFSA Submission Summary

Started on
Aug 29, 2024

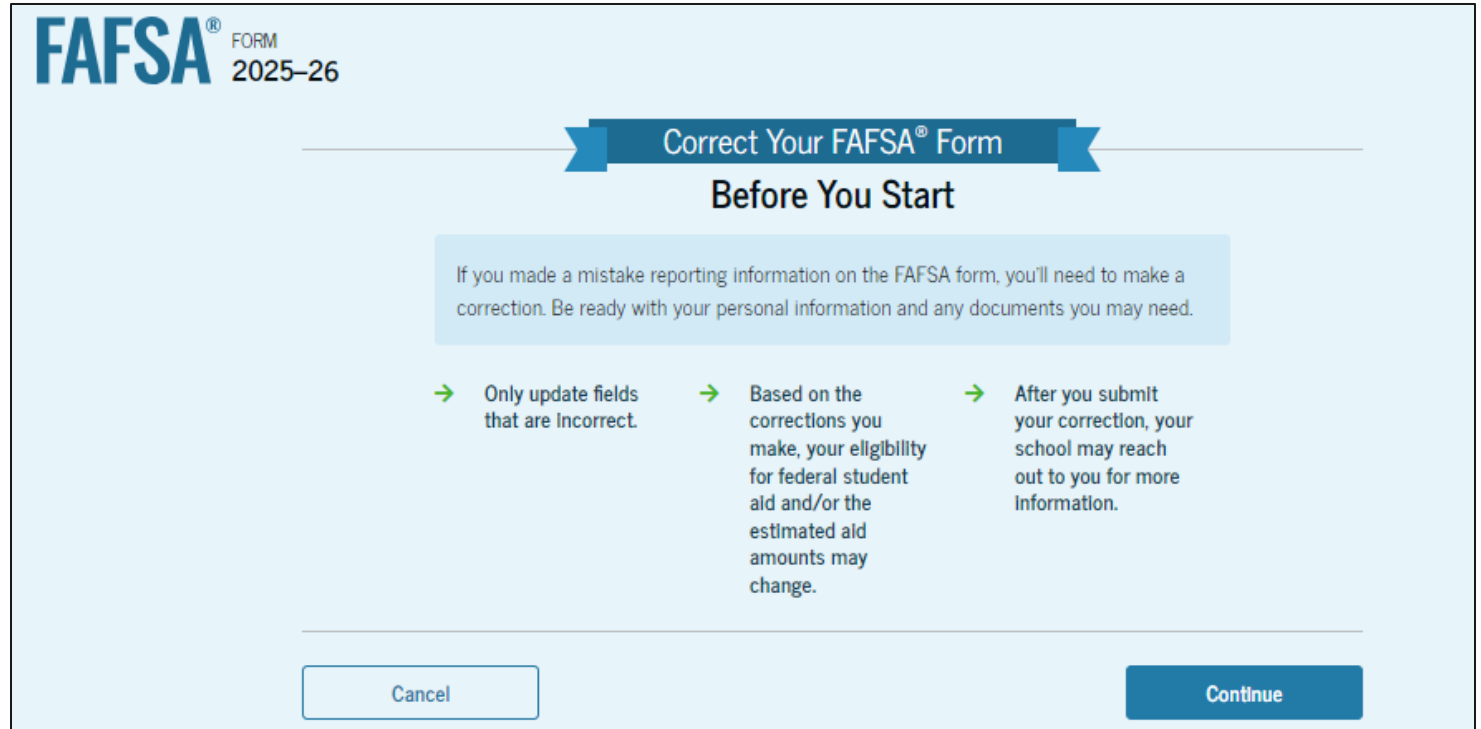
Processed on
Aug 29, 2024

More Resources

- Understand Financial Aid
- FAFSA Landing Page
- Information on Federal Pell Grant Program
- Information on Federal Work-Study (FWS) Program
- How Aid Is Calculated

Homeless Determination Correction Onboarding

When the student starts a 2025–26 FAFSA® correction, they are taken through the FAFSA correction onboarding process. A correction should only be submitted if critical information was missing, incorrect information was provided, the student needs to update their selected school(s), and/or a correction was requested by a financial aid administrator.



FAFSA® FORM 2025–26

Correct Your FAFSA® Form Before You Start

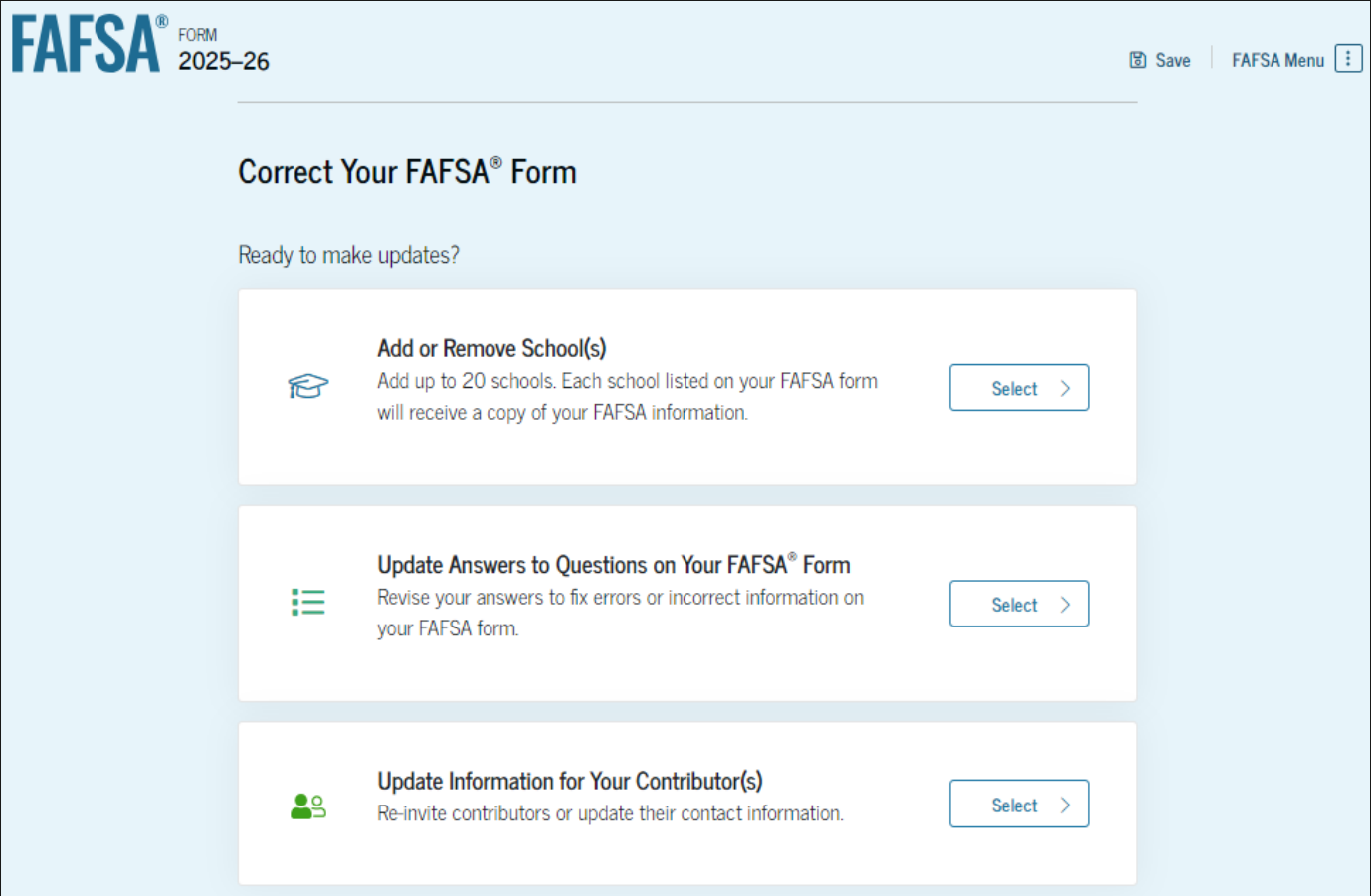
If you made a mistake reporting information on the FAFSA form, you'll need to make a correction. Be ready with your personal information and any documents you may need.

- Only update fields that are incorrect.
- Based on the corrections you make, your eligibility for federal student aid and/or the estimated aid amounts may change.
- After you submit your correction, your school may reach out to you for more information.

Cancel Continue

Homeless Determination Correction Select Correction Type




A student can choose to update their selected schools, answers to questions on their FAFSA® form, and/or contributor contact information (if a contributor was invited to their form). In this scenario, the student selects "Update Answers to Questions on Your FAFSA® Form."



FAFSA® FORM 2025-26 Save FAFSA Menu

Correct Your FAFSA® Form

Ready to make updates?

-  **Add or Remove School(s)**
Add up to 20 schools. Each school listed on your FAFSA form will receive a copy of your FAFSA information. Select >
-  **Update Answers to Questions on Your FAFSA® Form**
Revise your answers to fix errors or incorrect information on your FAFSA form. Select >
-  **Update Information for Your Contributor(s)**
Re-invite contributors or update their contact information. Select >

Homeless Determination Correction Select Correction Type (Continued)

When the student selects to update their answers to questions on their FAFSA® form, a message displays explaining when a correction should and shouldn't be submitted. In this scenario, the student's school instructed them to update their response to the homeless determination question. The student selects "Continue."

The screenshot shows the FAFSA 2025-26 'Correct Your Form' interface. A modal dialog box titled 'Making Changes May Impact Your Aid Eligibility' is displayed in the center. The dialog contains the following text:

Making Changes May Impact Your Aid Eligibility

You shouldn't change answers in your form, especially those about your financial information and marital status, unless your answers were incorrect on the day you submitted the FAFSA® form.

Correct your form if

- you made a mistake in what you reported on the FAFSA form,
- your school instructed you to make a change,
- you've experienced a major life change that impacts your dependency status (contact your school for guidance), or
- you need to add or remove a school to your FAFSA form.

Don't correct your form if

- you noticed minor errors or misspellings that don't impact your dependency status or reported income, or
- the amount of your assets has changed.

At the bottom of the dialog are two buttons: 'Cancel' and 'Continue'.

The background of the screenshot shows the 'Correct Your Form' page with the heading 'Ready to make updates?' and three options: 'Add or change your school', 'Update your dependency status', and 'Update your income and assets'. Each option has a 'Select' button next to it.

Homeless Determination Correction Section Summary

The "Section Summary" page displays all the sections belonging to the logged-in user, which in this case is the student. The student selects to enter "Section 1: Personal Circumstances" where the homeless determination question was answered. This takes the student to the first question within the "Student Personal Circumstances" section.

The screenshot shows the FAFSA 2025-26 "Section Summary" page for Student Raya Tran. The page has a light blue header with the FAFSA logo, form year, student name, and "Save" and "FAFSA Menu" buttons. Below the header is a "< Back" link and the "Section Summary" title. A light blue box contains the instruction: "What would you like to edit? Select 'Enter Section' to begin." Under the "Student Sections" heading, there are five section cards, each with an icon, a title, a description, and an "Enter Section >" button:

- Introduction Personal Identifiers**: Student name, mailing address, date of birth, email, Social Security number, etc.
- Section 1 Personal Circumstances**: Marital status, unusual circumstances, and plans for college.
- Section 2 Demographics**: Gender, race and ethnicity, citizenship, legal residence, high school, and parents' education.
- Section 3 Financials**: Investments, real estate, or other assets.
- Section 4 Colleges**: Schools you've added that will receive your FAFSA® information.

At the bottom, a note states: "You have the option to manually provide information for your contributor, but it's recommended that the parent completes their own section. Select 'Provide Contributor Information' to proceed." Below this note is a link labeled "Provide Contributor Information".

Homeless Determination Correction Marital Status

The Student Marital Status page is the first question within the "Student Personal Circumstances" section. The student is asked about their current marital status. They maintain their response of "Single (never married)."

The screenshot shows the FAFSA 2025-26 interface for Student Raya Tran. The progress bar at the top indicates the following steps: 1. Personal Circumstances (current), 2. Demographics, 3. Financials, 4. Colleges, and 5. Signature. The main heading is "Student Marital Status on the Date the FAFSA® Form Was First Submitted". Below this, there are six radio button options: "Single (never married)" (selected), "Married (not separated)", "Remarried", "Separated", "Divorced", and "Widowed". At the bottom, there are "Previous" and "Continue" buttons.

Homeless Determination Correction College or Career School Plans

The student is asked about their college grade level for the 2025–26 school year and if they will have their first bachelor's degree. The student maintains their response of being a "First year (freshman)" and not having their first bachelor's degree.

The screenshot shows the FAFSA 2025-26 form for Student Raya Tran. The progress bar at the top indicates the following steps: 1. Personal Circumstances, 2. Demographics (checked), 3. Financials, 4. Colleges, and 5. Signature. The current section is titled "Student College or Career School Plans".

Question 1: When the student begins the 2025–26 school year, what will their college grade level be? ⓘ

- ☒ First year (freshman)
- ☐ Second year (sophomore)
- ☐ Other undergraduate (junior and beyond)
- ☐ Master's or doctorate program (such as, M.A., MBA, M.D., J.D., Ph.D., Ed.D., etc.)

Question 2: When the student begins the 2025–26 school year, will they already have their first bachelor's degree? ⓘ

- ☐ Yes
- ☒ No

Navigation buttons at the bottom: Previous and Continue.

Homeless Determination Correction Personal Circumstances

The student is asked if any of the listed personal circumstances apply to them.

The student maintains their response

"None of these apply."

The screenshot shows the FAFSA 2025-26 form for Student Raya Tran. The progress bar at the top indicates the following steps: 1. Personal Circumstances (current step), 2. Demographics, 3. Financials, 4. Colleges, and 5. Signature. The 'Student Personal Circumstances' section asks the student to select all that apply from a list of options. The options are:

- ☐ The student is currently serving on active duty in the U.S. armed forces for purposes other than training. (1)
- ☐ The student is a veteran of the U.S. armed forces. (1)
- ☐ The student has children or other people (excluding their spouse) who live with them and receive more than half of their support from the student now and between July 1, 2025, and June 30, 2026. (1)
- ☐ At any time since the student turned 13, they were an orphan (no living biological or adoptive parent). (2)
- ☐ At any time since the student turned 13, they were a ward of the court. (1)
- ☐ At any time since the student turned 13, they were in foster care. (1)
- ☐ The student is or was a legally emancipated minor, as determined by a court in their state of residence. (1)
- ☐ The student is or was in a legal guardianship with someone other than their parent or stepparent, as determined by a court in their state of residence. (1)
- ☒ None of these apply.

At the bottom of the form, there are 'Previous' and 'Continue' buttons.

Homeless Determination Correction Other Circumstances

The student is asked if they were homeless or at risk of being homeless. The student updates their response to "Yes." After selecting this response, the student is asked who made the homelessness determination. They select "Financial aid administrator."

The screenshot shows the FAFSA 2025-26 form for Student Raya Tran. The progress bar at the top indicates that the 'Personal Circumstances' section is currently being completed, while 'Demographics', 'Financials', 'Colleges', and 'Signature' are already completed. The 'Student Homelessness' section contains the following questions and options:

Student Homelessness

At any time on or after July 1, 2024, was the student unaccompanied and either (1) homeless or (2) self-supporting and at risk of being homeless? ⓘ

☒ Yes ☐ No

Did any of the following determine the student was homeless or at risk of becoming homeless?

Select all that apply:

- ☐ Director or designee of an emergency or transitional shelter, street outreach program, homeless youth drop-in center, or other program serving those experiencing homelessness
- ☐ The student's high school or school district homeless liaison or designee
- ☐ Director or designee of a project supported by a federal TRIO or GEAR UP program grant
- ☒ Financial aid administrator
- ☐ None of these apply.

At the bottom of the form, there are three buttons: 'Previous', 'Skip to end of form', and 'Continue'.

Homeless Determination Correction Other Circumstances (Continued)

When the student selects "Continue," a message displays informing the student that their dependency status has changed. They select "Continue."

The screenshot shows the FAFSA 2025-26 interface for Student Raya Tran. The progress bar indicates the user is on the 'Demographics' step (2 of 5). The 'Student Homelessness' section contains the question: 'At any time on or after July 1, 2024, was the student unaccompanied and either (1) homeless or (2) self-supporting and at risk of being homeless?'. The 'Yes' radio button is selected. Below this, there are checkboxes for 'Did any of the following apply?' with options: 'Director or youth drop-out', 'The student', 'Director or', 'Financial aid', and 'None of these apply.' The 'Financial aid' checkbox is checked. A modal dialog box titled 'Changing the Student's Dependency Status' is overlaid on the form. The dialog contains the text: 'Your responses indicate that the student's dependency status is changing. As a result, you may have to redo sections in this form. If you invited any contributors, they will be removed. Select "Return to Form" to edit responses on this page. Select "Continue" to proceed to the next page.' Below this text is a confirmation prompt: 'Confirm that your responses are accurate before continuing.' At the bottom of the dialog are two buttons: 'Return to Form' and 'Continue'.


Homeless Determination Correction Dependency Status

Based on the updated answers provided by the student, they are considered an independent student. The student selects "Continue" and enters the "Student Demographics" section.

FAFSA[®] FORM 2025-26 Student: Raya Tran Save FAFSA Menu

1 Personal Circumstances 2 Demographics 3 Financials 4 Colleges 5 Signature

Your Dependency Status

 **Independent Student**
Based on your answers, you're an independent student. This means you don't need to answer financial questions about your parents to complete your FAFSA[®] form.

Previous Continue

Homeless Determination Correction

Demographic Information

The student is asked about their gender identity. They maintain their response of "Female." Since the student has finished their correction, they select "Skip to end of form" to proceed with submitting their correction.

The screenshot shows the FAFSA 2025-26 form for Student Raya Tran. The progress bar at the top indicates the following steps: 1. Personal Circumstances (completed), 2. Demographics (current step), 3. Financials, 4. Colleges, and 5. Signature. The section title is "Student Demographic Information". A green box contains the text: "Questions Used for Research Purposes Only and Do Not Affect Federal Student Aid Eligibility. Your answers will not: • affect the student's eligibility for federal student aid, • be used in any aid calculations, or • be shared with the schools to which the student applies." Below this, the question "What is the student's gender?" is displayed with four radio button options: Male, Female (selected), Nonbinary, and Prefer not to answer. At the bottom, there are three buttons: "Previous", "Skip to end of form", and "Continue".

Homeless Determination Correction Review Changes Page

The review page displays the responses that the student has updated in their FAFSA® form. The student can view all their updated answers and previous answers by selecting "Expand All" or by expanding each section individually. To edit a response, the student can select the "Edit" button beside each question and will be taken to the corresponding page. If the student needs to make additional updates, they can select "Make More Changes." The student is ready to submit their correction and selects "Continue."

FAFSA® FORM 2025-26 Student Raya Tran Save FAFSA Menu

You're Almost Done!
Select "Continue" to sign and complete the correction.

Student Section Expand All

Section 1 Personal Circumstances

Student Homelessness	Updated Answer	Previous Answer	Actions
Homeless or at Risk of Being Homeless	✓ Yes	No	Edit
Determined Homeless by Financial Aid Administrator	✓ Yes	No	Edit

Student Unusual Circumstances	Updated Answer	Previous Answer	Actions
Can't Provide Parent Information—Unusual Circumstances	✓ No Response	No	

Direct Unsubsidized Loan Only	Updated Answer	Previous Answer	Actions
Applying For Unsubsidized Loan Only—Parents Refuse To Provide Information	✓ No Response	No	

Section 3 Financials

[Make More Changes](#) [Continue](#)

Homeless Determination Correction Signature

After confirming their changes, the student reviews, signs, and submits the terms and conditions of the FAFSA® form.

FAFSA® FORM

2025-26

Student Raya Tran

Save

FAFSA Menu

Personal Circumstances

Demographics

Financials

Colleges

Signature

Sign and Submit the FAFSA® Form

Summary

This page confirms that you understand the terms and conditions of the FAFSA® form and filled out the form accurately to the best of your ability.

The FAFSA form is a legal document you will electronically sign with your account username and password (FSA ID). Because your FSA ID is associated with your personal information, do not share it with anyone.

By signing this application electronically using your FSA ID, YOU, THE STUDENT, certify that you

- will use federal and/or state student aid only to pay the cost of attending an institution of higher education,
- are not in default on a federal student loan or have made satisfactory arrangements to repay it,
- do not owe money back on a federal student grant or have made satisfactory arrangements to repay it,
- will notify your school if you default on a federal student loan, and
- will not receive a Federal Pell Grant from more than one school for the same period of time.

By signing this application electronically using your account username and password, you certify that all of the information you provided is true and complete to the best of your knowledge and you agree, if asked, to provide

- information that will verify the accuracy of your completed form, and
- U.S. or foreign income tax forms that you filed or are required to file.

You also certify that you understand that the secretary of education has the authority to verify information reported on your application.

If you sign this application or any document related to the federal student aid programs electronically using a username and password, and/or any other credential, you certify that you are the person identified by the username and password, and/or any other credential and have not disclosed that username and password, and/or any other credential to anyone else. If you purposefully give false or misleading information, including applying as an independent student without meeting the unusual circumstances required to qualify for such a status, you may be subject to criminal penalties under 20 U.S.C. 1097, which may include a fine up to \$20,000, imprisonment, or both.

Additionally, by signing this application electronically using your FSA ID, you authorize the U.S. Department of Education to disclose all information provided on this application, as required under Section 483(a)(2)(D)(i) of the *Higher Education Act of 1965*, as amended, to the institutions you have identified herein, state higher education agencies (in your state of residence and the states in which the institutions identified herein are located), and designated scholarship organizations to assist with the application, award, and administration of federal, state, or institutional financial aid programs and designated scholarship programs. Notwithstanding this authorization, the name of an institution that you select to authorize such disclosure shall not be shared with any other institution.

Sign and Submit Your FAFSA® Form

☒ I, Raya Tran, agree to the terms outlined above.

Previous

Sign and Submit

Homeless Determination Correction Confirmation

After the student has submitted their correction, they are presented the confirmation page. This page displays information for the student about next steps, including tracking their FAFSA® correction.

FAFSA FORM 2025-26 Student Raya Tran Exit FAFSA Menu

Congratulations, The FAFSA Form Is Complete!

Raya Tran

Completion Date	Data Release Number	Estimated Student Aid Index (SAI)
08/29/2024	9661	-1500

The estimated SAI is subject to change based on final processing of your FAFSA form. The SAI is not a measure of how much student aid you'll receive or how much you'll pay for college or career school. Schools use your SAI to determine your federal student aid eligibility.

Based on the eligibility criteria, you may be eligible for a Federal Pell Grant of up to \$7395.00. You may also be eligible for other federal, state, or institutional grants, scholarships, and/or work-study programs.

What Happens Next

- Check Your Email**
You will receive an email version of this confirmation page at the following email address: 599887936test@testcod.edu.
- Track the Status of Your Form**
In one to three days, your FAFSA form will be processed and made available to your schools. Check the status of your form by logging in to StudentAid.gov and selecting your FAFSA submission from the "My Activity" section of your account Dashboard.
- You Will Receive School Communications**
We use the information collected on your FAFSA form to calculate your Student Aid Index (SAI). The SAI lets schools determine the aid you're eligible to receive. Your schools will reach out to you if they need more information. They will also contact you with your financial aid offers. Once received, you can contact their financial aid offices directly to ask questions about their student aid packages.

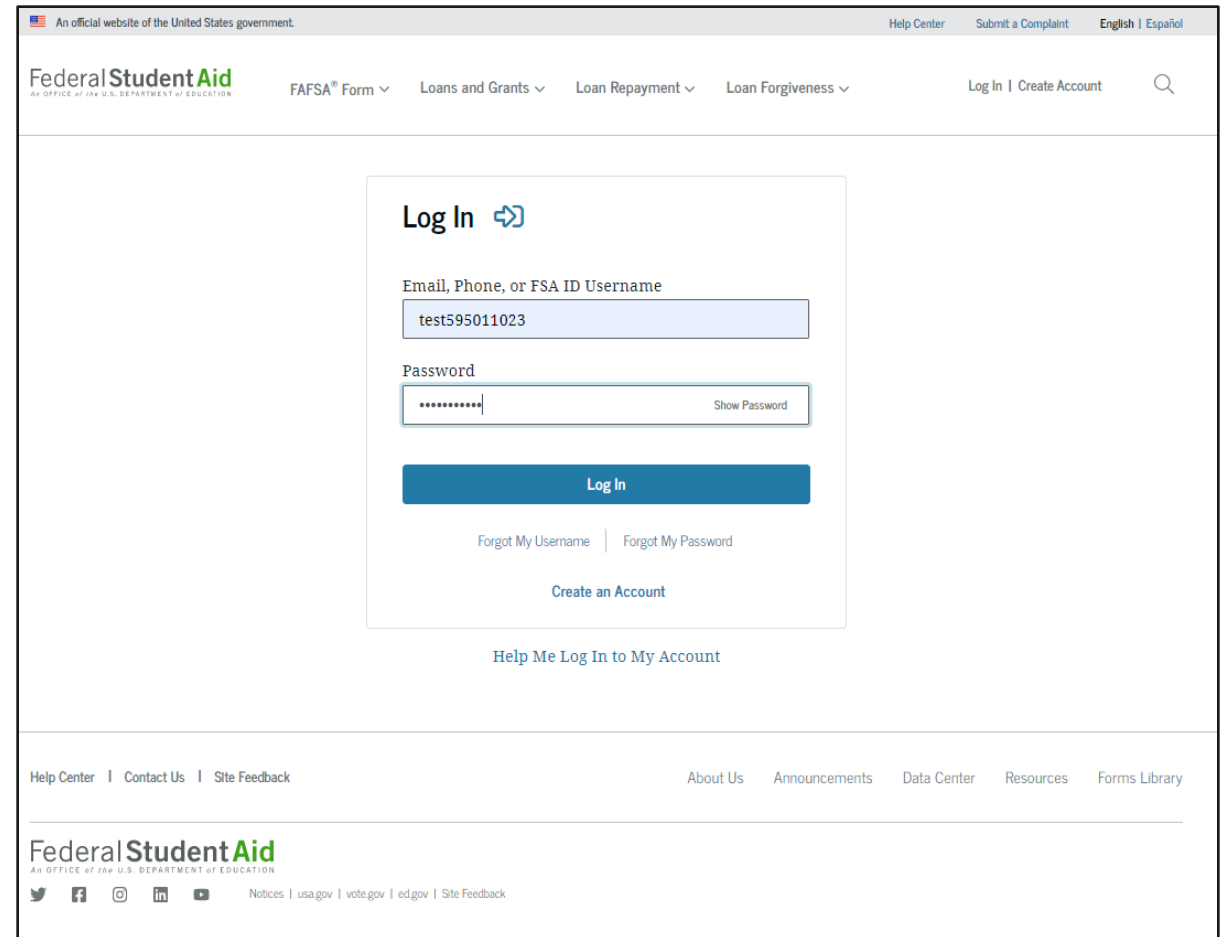
Track and Manage Your FAFSA Form
You can check the status of your application in the "My Activity" section of your account Dashboard. We'll let you know if we need anything more from you.

[View Status](#)

Student Manages FAFSA® Contributors

Manage FAFSA® Contributors Log In

To access an existing FAFSA® form, the student is required to have an FSA ID (StudentAid.gov account username and password).



The screenshot shows the Federal Student Aid website's login interface. At the top, there is a navigation bar with links for 'Help Center', 'Submit a Complaint', and 'English | Español'. Below this, the main header includes the 'Federal Student Aid' logo, 'AN OFFICE OF THE U.S. DEPARTMENT OF EDUCATION', and a menu with 'FAFSA® Form', 'Loans and Grants', 'Loan Repayment', and 'Loan Forgiveness'. A 'Log In | Create Account' link is also present. The central focus is a 'Log In' box with a blue 'Log In' button. It contains input fields for 'Email, Phone, or FSA ID Username' (with the text 'test595011023') and 'Password' (with masked characters and a 'Show Password' link). Below the login box are links for 'Forgot My Username', 'Forgot My Password', and 'Create an Account'. At the bottom of the page, there is a footer with links for 'Help Center', 'Contact Us', 'Site Feedback', 'About Us', 'Announcements', 'Data Center', 'Resources', and 'Forms Library'. The Federal Student Aid logo and social media icons are also in the footer.

An official website of the United States government.

Help Center | Submit a Complaint | English | Español

Federal Student Aid
AN OFFICE OF THE U.S. DEPARTMENT OF EDUCATION

FAFSA® Form | Loans and Grants | Loan Repayment | Loan Forgiveness | Log In | Create Account

Log In ↗

Email, Phone, or FSA ID Username
test595011023

Password
Show Password

Log In

Forgot My Username | Forgot My Password

Create an Account

Help Me Log In to My Account

Help Center | Contact Us | Site Feedback

About Us | Announcements | Data Center | Resources | Forms Library

Federal Student Aid
AN OFFICE OF THE U.S. DEPARTMENT OF EDUCATION

Notices | usa.gov | vote.gov | ed.gov | Site Feedback

Manage FAFSA® Contributors Dashboard

On the account Dashboard, the student can see their most recent 2025–26 FAFSA® activity under the "My Activity" section. In this scenario, the student has a processed 2025–26 FAFSA form. To see further information about this application, the student selects the application and is taken to the "Details" page.

The screenshot displays the Federal Student Aid Dashboard. At the top, a blue banner contains an information icon and a message: "A federal court issued an injunction preventing the U.S. Department of Education from implementing parts of the Saving on a Valuable Education (SAVE) Plan and other IDR plans. We are assessing the ruling and will continue to update [StudentAid.gov/saveaction](https://studentaid.gov/saveaction) with more information." Below this is a navigation bar with the U.S. flag, the text "An official website of the United States government," and links for "Help Center," "Submit a Complaint," and "English | Español." The main header includes the "Federal StudentAid" logo and navigation links for "FAFSA® Form," "Loans and Grants," "Loan Repayment," and "Loan Forgiveness." A user profile icon labeled "Raya" and a search icon are also present.

The dashboard content is organized into three main sections:

- My Aid:** A large card with a gray background and a large "Ø" symbol. It contains the text: "You currently don't have any federal loans or grants."
- My Activity:** A section titled "My Activity" with a "View All Activity >" link. It features a card for the "2025–26 FAFSA® Form" with a green "Processed" status and a "Submitted: 08/29/2024" date.
- Quick Links:** A sidebar on the right with a green header bar. It lists several links: "FAFSA® Form," "Master Promissory Note (MPN)," "Annual Student Loan Acknowledgment," "Entrance Counseling," "Information About FAFSA Submission Summary," and "PLUS Loan for Parents and Graduate Students."
- My Info:** A sidebar on the right with a white background, containing links for "My Aid" and "My Activity."

Manage FAFSA® Contributors Details

On the "Details" page, the student sees information related to their processed FAFSA® form, such as when it was started and processed, their FAFSA Submission Summary, and additional resources. If a required contributor was invited to the student's form, the student can select "Edit Contributor Information" within the "Actions" menu. This option allows the student to resend the invitation if they provided the wrong information for their contributor.

My Activity > FAFSA Form

2025–26 Free Application for Federal Student Aid (FAFSA®) Form Details

Processed

FAFSA® Information

Student Raya Tran	Data Release Number (DRN) 7996	Submission Number 01
----------------------	-----------------------------------	-------------------------

Status Tracker

- ✓ FAFSA® Form Started
Started on Aug 29, 2024
- ✓ FAFSA® Form Submitted
Submitted on Aug 29, 2024
- ✓ FAFSA® Form Processed
Processed on Aug 29, 2024

Congratulations! Your FAFSA® form has been processed successfully! We recommend downloading a copy of your completed application to keep for your records.

Your FAFSA Submission Summary is ready!

Your FAFSA Submission Summary gives you information about your eligibility for federal student aid and lists your answers to the questions.

[FAFSA Submission Summary](#)

Actions :

- Add or Remove Schools
- Edit Contributor Information
- Make Corrections
- View FAFSA Submission Summary


Started on Aug 29, 2024 | Processed on Aug 29, 2024

More Resources

- [Understand Financial Aid](#)
- [FAFSA Landing Page](#)
- [Information on Federal Pell Grant Program](#)
- [Information on Federal Work-Study \(FWS\) Program](#)
- [How Aid Is Calculated](#)

Manage FAFSA® Contributors Details (Continued)

Farther down the "Details" page, the student sees their invited contributor(s), selected school(s), and FAFSA® submission history. In this scenario, the student selects "Edit Contributor Information" within the "Actions" menu to resend an invitation to their spouse.

 **Next Steps**


[Apply for Scholarships and Grants](#)

Scholarships and grants are gifts that don't need to be repaid. There are thousands of them offered by schools, employers, individuals, private companies, nonprofits, communities, religious groups, and professional and social organizations.

[Information on Scholarships and Grants](#)

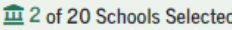
Your Contributor(s)

This FAFSA® form is shared with the individual(s) listed below. View who you invited and the status of their section.

Contributor(s)	Role	Date Added	Status
 Alex Tran	Student Spouse	08/29/2024	Section Complete

Selected Colleges

These are the colleges and career schools you have identified to receive your FAFSA form.



School Name	Address
Emmanuel College	Boston, MA
Fisher College	Boston, MA

1 to 2 of 2

1

FAFSA® Submission History

Information about your most recent 2025–26 FAFSA form submission, including any corrections you've made, is displayed first.

Date Submitted	Submitted By	Submission Type	Submission Number	Actions
Aug 29, 2024	Alex Tran	Initial	01	...

Showing 1 of 1

1

Manage FAFSA® Contributors Onboarding

When the student starts a 2025–26 FAFSA® correction, they are taken through the FAFSA correction onboarding process. A correction should only be submitted if critical information was missing, incorrect information was provided, the student needs to update their selected school(s), and/or a correction was requested by a financial aid administrator.

The screenshot shows the FAFSA 2025-26 onboarding interface for correcting a form. At the top left is the 'FAFSA FORM 2025-26' logo. A blue banner with white text reads 'Correct Your FAFSA® Form Before You Start'. Below this, a light blue box contains the text: 'If you made a mistake reporting information on the FAFSA form, you'll need to make a correction. Be ready with your personal information and any documents you may need.' Underneath, three green arrows point to three columns of text: 'Only update fields that are incorrect.', 'Based on the corrections you make, your eligibility for federal student aid and/or the estimated aid amounts may change.', and 'After you submit your correction, your school may reach out to you for more information.' At the bottom, there are two buttons: a light blue 'Cancel' button on the left and a dark blue 'Edit Contributor Information' button on the right.

Manage FAFSA® Contributors Update Contributor


This page displays the invitation(s) that were sent on the processed form. When the student selects "Update Information" on their spouse's invitation, a message displays informing the student that if they choose to update their spouse's information, their spouse's section will be reset on their FAFSA® form and a new invitation will be sent. The student selects "Confirm."

FAFSA® FORM 2025-26 Student Raya Tran

Manage the Contributor

This is the individual you want to provide information on the FAFSA® form.

Select the "Update Information" button to edit the contributor's information. Changing contact information for the contributor will reset the contributor section of the FAFSA form. This will require the contributor to reenter their information.



Student Spouse
Alex Tran

Update Information


Exit

FAFSA® FORM 2025-26 Student Raya Tran

Manage the Contributor

This is the individual you want to provide information on the FAFSA® form.

Select the "Update Information" button to edit the contributor's information. Changing contact information for the contributor will reset the contributor section of the FAFSA form. This will require the contributor to reenter their information.



Student Spouse
Alex Tran

Update Information

Exit

Updating Contributor Contact Information

Contributors can update their own contact information by logging in. You should only edit contributor information here if you want to re-send the invite and delete the current contributor information on your form.

Return To Form Confirm

Manage FAFSA® Contributors Update Contributor Details

The student is able to provide information for their new spouse and send a new invitation. As a result, the information provided in the student spouse section will be reset. The new student spouse will have to accept the new invitation, provide consent and approval (if not previously provided), and provide their signature for the student's FAFSA® form to be processed successfully.

FAFSA® FORM 2025-26 Student Raya Tran

Manage the Contributor

This is the individual you want to provide information on the FAFSA® form.

Select the "Update Information" button to edit the contributor's information. Changing contact information for the contributor will reset the contributor section of the FAFSA form. This will require the contributor to reenter their information.

Student Spouse

You May Lose Contributor Information

By updating this information, you will delete anything this contributor has already entered on your FAFSA form. If you are updating Parent contributor information, you will also delete all Parent Spouse contributor information.

First Name ①
Alcina

Last Name ①
Tran

Manage FAFSA® Contributors Update Contributor Details (Continued)

The student provides the remaining information for their new spouse. To confirm the updated information and send the new contributor invite, the student selects "Invite Spouse."

The screenshot shows a web form for updating contributor details. It includes fields for Date of Birth (Month, Day, Year), Social Security Number (SSN) with a 'SHOW SSN' link, an unchecked checkbox for 'My spouse doesn't have an SSN', Email Address, and Confirm Email Address. A blue 'Invite Spouse' button is at the bottom of the form area. An 'Exit' button is located at the bottom left of the page.

Date of Birth		
Month	Day	Year
03	14	2004

Social Security Number (SSN) [?](#)

***-**-7939 [SHOW SSN](#)

☐ My spouse doesn't have an SSN

Email Address [?](#)

599887938test@testcod.edu

Confirm Email Address [?](#)

599887938test@testcod.edu

[Invite Spouse](#)

[Exit](#)

Manage FAFSA® Contributors Invite Sent


This page informs the student that the invite to their new spouse has been sent. The student spouse will receive an email inviting them to enter the FAFSA® form to complete their required sections. The student closes their FAFSA correction by selecting "Exit."

FAFSA® FORM 2025-26 Student Raya Tran

Manage the Contributor

This is the individual you want to provide information on the FAFSA® form.

Select the "Update Information" button to edit the contributor's information. Changing contact information for the contributor will reset the contributor section of the FAFSA form. This will require the contributor to reenter their information.



Student Spouse
Alcina Tran

Invite Sent

Exit

Manage FAFSA® Contributors Correction Details

After updating contributor information and exiting the FAFSA® form, the student returns to the "Details" page. The student sees information related to their FAFSA correction. In this scenario, the student chooses to return to their form and enter the student spouse section. To begin this process, the student selects "Edit Form."

The screenshot shows the '2025-26 Free Application for Federal Student Aid (FAFSA®) Form Details' page. At the top, it indicates 'In Progress' and provides 'Actions' and 'Edit Form' buttons. The 'FAFSA® Information' section identifies the student as Raya Tran. The 'Status Tracker' shows a progress bar with three steps: 1. FAFSA® Correction Started (current), 2. FAFSA® Correction Submitted, and 3. FAFSA® Correction Processed. A 'Submit FAFSA Form' button is visible under the first step. To the right, the form's timeline shows it started on Aug 30, 2024, and expires on Jun 30, 2025. A 'More Resources' sidebar lists links for understanding financial aid, the FAFSA landing page, Pell Grant information, FWS program information, and aid calculation. The 'Your Contributor(s)' section includes a link to 'Manage Contributor Information' and a table listing the student's spouse, Alcina Tran, as a contributor added on 08/30/2024, with an 'Invite Sent' button.

My Activity > FAFSA Form

2025-26 Free Application for Federal Student Aid (FAFSA®) Form Details

In Progress Actions Edit Form

FAFSA® Information

Student
Raya Tran

Status Tracker

- 1 FAFSA® Correction Started**
All sections are complete. Submit your FAFSA correction.
[Submit FAFSA Form](#)
Aug 30, 2024 FAFSA® correction started.
- 2 FAFSA® Correction Submitted
- 3 FAFSA® Correction Processed

Started on Aug 30, 2024 Expires on Jun 30, 2025

More Resources

- [Understand Financial Aid](#)
- [FAFSA Landing Page](#)
- [Information on Federal Pell Grant Program](#)
- [Information on Federal Work-Study \(FWS\) Program](#)
- [How Aid Is Calculated](#)

Your Contributor(s)

[Manage Contributor Information](#)

This FAFSA® form is shared with the individual(s) listed below. View who you invited and the status of their section.

Contributor	Role	Date Added	Status
Alcina Tran	Student Spouse	08/30/2024	Invite Sent

Manage FAFSA® Contributors Section Summary


After selecting "Edit Form," the student reenters their FAFSA® correction. The "Section Summary" page displays all the sections of the student's FAFSA form.

The screenshot shows the FAFSA 2025-26 "Section Summary" page for Student Raya Tran. The page has a light blue header with the FAFSA logo, the text "FORM 2025-26", the student's name "Student Raya Tran", and links for "Save" and "FAFSA Menu". Below the header is a "< Back" link. The main heading is "Section Summary", followed by a light blue box with the text "What would you like to edit? Select 'Enter Section' to begin." Below this is a section titled "Student Sections" which contains three white boxes, each representing a section of the form. Each box has an icon, a title, a description, and an "Enter Section >" button.

Section	Section Summary	Action
Introduction Personal Identifiers	Student name, mailing address, date of birth, email, Social Security number, etc.	Enter Section >
Section 1 Personal Circumstances	Marital status, unusual circumstances, and plans for college.	Enter Section >
Section 2 Demographics	Gender, race and ethnicity, citizenship, legal residence, high school, and parents' education.	Enter Section >

Manage FAFSA® Contributors Section Summary (Continued)

This is a continuation of the "Section Summary" page. The remaining sections of the student's FAFSA® form are displayed. In this scenario, the student selects the hyperlink to "Provide Contributor Information."




Section 3

Financials

Investments, real estate, or other assets.

[Enter Section >](#)



Section 4

Colleges

Schools you've added that will receive your FAFSA® information.

[Enter Section >](#)

You have the option to manually provide information for your contributor, but it's recommended that your spouse completes their own section. Select "Provide Contributor Information" to proceed.

[Provide Contributor Information](#)

Want to view your FAFSA Submission Summary?

The FAFSA Submission Summary lists your answers on the FAFSA form and gives basic estimates of your federal student aid eligibility. If you want to view your FAFSA Submission Summary instead of changing your FAFSA form answers, you have to submit or cancel this FAFSA correction. View your FAFSA Submission Summary by

- navigating to your account Dashboard,
- selecting your processed FAFSA submission, and
- selecting "View FAFSA Submission Summary."

Manage FAFSA® Contributors Section Summary (Pop-Up) 1

After the student selects "Provide Contributor Information," a message displays informing the student that their contributor will be required to review and sign the changes that the student makes to their contributor's section(s). The student selects "Confirm Changes."

The screenshot shows a pop-up dialog titled "Editing the Contributor Section" overlaid on the FAFSA contributor information page. The background page shows "Section 3 Financials" and "Section 4 College Information" with "Enter Section" buttons. The pop-up contains the following text:

Editing the Contributor Section

Your contributor(s) will still need to review and sign the changes you make in this section for us to determine your federal student aid eligibility. It's best to let them make their own changes. Select "Confirm Changes" to continue or select "Cancel" to go back.

At the bottom of the pop-up are two buttons: "Cancel" (white with blue border) and "Confirm Changes" (solid blue).

Below the pop-up, the background page text is partially visible, including "You have the option that your spouse can proceed.", "Provide Contributor Information", and "Want to view your FAFSA Submission Summary?".

The FAFSA Submission Summary lists your answers on the FAFSA form and gives basic estimates of your federal student aid eligibility. If you want to view your FAFSA Submission Summary instead of changing your FAFSA form answers, you have to submit or cancel this FAFSA correction. View your FAFSA Submission Summary by

- navigating to your account Dashboard,
- selecting your processed FAFSA submission, and
- selecting "View FAFSA Submission Summary."

Manage FAFSA® Contributors Student Spouse Section Summary

After the student confirms that they want to make updates to a contributor section, the "Section Summary" page displays all the sections belonging to the contributor(s), which in this case is the student spouse. The student selects to enter the "Student Spouse Financials" section.

The screenshot shows the FAFSA 2025-26 interface for Student Raya Tran. The page is titled "Section Summary" and includes a "Back" link. A light blue box prompts the user: "What would you like to edit? Select 'Enter Section' to begin." Below this, the "Student Spouse Section" is displayed, featuring a card for "Section 1 Financials" with a description: "Investments, real estate, and other assets." An "Enter Section" button with a right arrow is located to the right of the card. The top navigation bar includes the FAFSA logo, the form year "2025-26", the student's name, a "Save" button, and a "FAFSA Menu" button.

Manage FAFSA® Contributors Section Summary (Pop-Up) 2

When the student selects to enter the "Student Spouse Financials" section on their FAFSA® form, a message displays explaining that the student spouse will need to review and sign the changes made in this section. The student selects "Confirm Changes."

The screenshot shows the FAFSA 2025-26 Student Spouse Financials section. A white pop-up window titled "Making Changes to the Contributor Section" is displayed in the center. The pop-up contains the following text: "Contributor(s) added to your form will have to review and sign the changes you make in this section. Review the accuracy of your changes before continuing. Remind your contributor(s) that they need to take action." Below this text, it says: "Select 'Confirm Changes' to apply your changes to the contributor section, or 'Cancel' to go back." At the bottom of the pop-up are two buttons: "Cancel" and "Confirm Changes". The background of the screenshot shows the FAFSA form interface with the "Student Spouse Financials" section selected.

Manage FAFSA® Contributors Student Spouse Identity Information

This is the first page within the student spouse section. The student can verify that the student spouse's personal information is correct. To update any of the personal information, the student spouse must access their Account Settings on StudentAid.gov.

The screenshot shows the FAFSA 2025-26 Student Spouse Identity Information form. The header includes the FAFSA logo, the form year (2025-26), the student's name (Student Raya Tran), and buttons for Save and FAFSA Menu. The main title is "Student Spouse Identity Information" with a sub-instruction: "Review the Information below and make changes if anything is incorrect." The form contains several fields for personal information: Name (Alcina Tran), Date of Birth (03/14/2004), Social Security Number (***-**-7939), Email Address (599887938test@testcod.edu), Mobile Phone Number (555) 555-5555, Permanent Mailing Address (123 Test Lane), City (Test), State (Georgia (GA)), Zip Code (22235), and Country (United States (US)). A Continue button is located at the bottom right.

FAFSA® FORM 2025-26 Student Raya Tran Save FAFSA Menu

Student Spouse Identity Information

Review the Information below and make changes if anything is incorrect.

Name
Alcina Tran

Date of Birth
03/14/2004

Social Security Number
***-**-7939

Email Address
599887938test@testcod.edu

Mobile Phone Number ⓘ
(555) 555-5555

Permanent Mailing Address ⓘ
Include apartment number:
123 Test Lane

City ⓘ
Test

State ⓘ
Georgia (GA)

Zip Code ⓘ
22235

Country ⓘ
United States (US)

Continue

Manage FAFSA® Contributors Student Spouse Finances


This page provides an overview of the "Student Spouse Finances" section.

FAFSA® FORM
2025–26

Student Spouse Finances

The FAFSA® form helps determine the student's eligibility for federal student aid. In this section, we ask about the student spouse's financial information. Information in this section should be accurate as of the date the FAFSA form was first submitted.

What if the parent has special financial circumstances?



[Previous](#)[Continue](#)

Manage FAFSA® Contributors Student Spouse Tax Return Information

The student is asked questions about the student spouse's tax filing status. The student selects the appropriate response.

The screenshot shows the FAFSA 2025-26 interface for Student Raya Tran. At the top, there's a header with the FAFSA logo, the form year (2025-26), the student's name, and buttons for 'Save' and 'FAFSA Menu'. Below the header is a progress bar with two steps: '1 Financials' (active) and '2 Signature'. The main section is titled 'Student Spouse Tax Filing Status' and contains a question: 'Did or will the student's spouse file a 2023 IRS Form 1040 or 1040-NR?'. There are two radio button options: 'Yes' (selected) and 'No'. At the bottom, there are 'Previous' and 'Continue' buttons.

FAFSA® FORM 2025-26 Student Raya Tran Save FAFSA Menu

1 Financials 2 Signature

Student Spouse Tax Filing Status

Did or will the student's spouse file a 2023 IRS Form 1040 or 1040-NR? ⓘ

☒ Yes ☐ No

Previous Continue

Manage FAFSA® Contributors Student Spouse Tax Return Information (Continued)

Since the student spouse has not provided consent for their federal tax information to be transferred directly into the FAFSA® form, the student must manually enter their spouse's 2023 tax return information. The student enters a response in each entry field.

FAFSA® FORM 2025-26 Student Raja Tran Save FAFSA Menu

1 Financials 2 Signature

Student Spouse 2023 Tax Return Information

Refer to the student spouse's 2023 tax return to answer the following questions.
If the answer is zero or the question does not apply, enter 0.

1 Report Only Student Spouse Taxes
Report only the student spouse's individual tax information. The student must provide their own tax information separately.

Where to find this information on the tax form

Filing Status

☐ Single

☐ Head of household

☒ Married filing jointly

☐ Married filing separately

☐ Qualifying surviving spouse

Income Earned From Work

\$ 20,000 .00

Tax Exempt Interest Income

\$ 23 .00

Untaxed Portions of IRA Distributions

\$ 0 .00

Untaxed Portions of Pensions

\$ 0 .00

Adjusted Gross Income

\$ 19,000 .00

Income Tax Paid

\$ 23 .00

IRA Deductions and Payments to Self-Employed SEP, SIMPLE, and Qualified Plans

\$ 2 .00

Education Credits (American Opportunity Tax Credit and Lifetime Learning Tax Credit)

\$ 3 .00

Did the student's spouse file a Schedule A, B, D, E, F, or H with their 2023 IRS Form 1040?

☐ Yes

☒ No

☐ Don't know

Net Profit or Loss From IRS Form 1040 Schedule C

\$ 0 .00

Foreign Earned Income Exclusion

\$ 0 .00

Previous Continue

Manage FAFSA® Contributors Review Changes Page

The student is taken to a page that tells them they are almost done. If the student needs to make additional updates, they can select "Make More Changes." The student is ready to submit their correction and selects "Continue."

FAFSA® FORM 2025-26 Student Raya Tran

Save | FAFSA Menu

You're Almost Done!

Select "Continue" to sign and complete the correction.

Make More Changes Continue

EAESA FORM

FAFSA[®] FORM

2025–26

Student Raya Tran

Save

FAFSA Menu

Personal Circumstances

Demographics

Financials

Colleges

Signature

Sign and Submit the FAFSA[®] Form ^①

Summary

This page confirms that you understand the terms and conditions of the FAFSA[®] form and filled out the form accurately to the best of your ability.

The FAFSA form is a legal document you will electronically sign with your account username and password (FSA ID). Because your FSA ID is associated with your personal information, do not share it with anyone.

By signing this application electronically using your FSA ID, YOU, THE STUDENT, certify that you

- will use federal and/or state student aid only to pay the cost of attending an institution of higher education,
- are not in default on a federal student loan or have made satisfactory arrangements to repay it,
- do not owe money back on a federal student grant or have made satisfactory arrangements to repay it,
- will notify your school if you default on a federal student loan, and
- will not receive a Federal Pell Grant from more than one school for the same period of time.

By signing this application electronically using your account username and password, you certify that all of the information you provided is true and complete to the best of your knowledge and you agree, if asked, to provide

- information that will verify the accuracy of your completed form, and
- U.S. or foreign income tax forms that you filed or are required to file.

You also certify that you understand that the secretary of education has the authority to verify information reported on your application.

If you sign this application or any document related to the federal student aid programs electronically using a username and password, and/or any other credential, you certify that you are the person identified by the username and password, and/or any other credential and have not disclosed that username and password, and/or any other credential to anyone else. If you purposefully give false or misleading information, including applying as an independent student without meeting the unusual circumstances required to qualify for such a status, you may be subject to criminal penalties under 20 U.S.C. 1097, which may include a fine up to \$20,000, imprisonment, or both.

Additionally, by signing this application electronically using your FSA ID, you authorize the U.S. Department of Education to disclose all information provided on this application, as required under Section 483(a)(2)(D)(i) of the *Higher Education Act of 1965*, as amended, to the institutions you have identified herein, state higher education agencies (in your state of residence and the states in which the institutions identified herein are located), and designated scholarship organizations to assist with the application, award, and administration of federal, state, or institutional financial aid programs and designated scholarship programs. Notwithstanding this authorization, the name of an institution that you select to authorize such disclosure shall not be shared with any other institution.

Sign and Submit Your FAFSA® Form

☒ I, Raya Tran, agree to the terms outlined above.

[Previous](#)

[Sign and Submit](#)

Manage FAFSA® Contributors Signature (Pop Up)

When the student signs their correction on their FAFSA® form, a message displays informing the student that contributor consent and approval is missing. The student has the option to submit without the contributor consent and approval, but they won't be eligible for federal student aid until it is provided. The student selects "Sign and Exit."

The screenshot shows a FAFSA form with a white pop-up window in the center. The pop-up has a title "The Student Will Not Receive Aid With Missing Consent and Approval" and a message: "Select 'Sign and Exit' to sign your section, save your work, and wait for the missing consent and approval to be provided. Otherwise, select 'Submit' to sign your section and submit the FAFSA® form without the consent and approval of other contributors. The student will not be eligible for federal student aid, including grants and loans, without the required consent and approval." Below the message are two buttons: "Submit" (light blue) and "Sign and Exit" (dark blue). The background form is dimmed and shows text about certifying understanding of the secretary of education's authority to verify information, a warning about criminal penalties for false information, and a section titled "Sign and Submit Your FAFSA® Form" with a checked checkbox "I, Raya Tran, agree to the terms outlined above." At the bottom are "Previous" and "Next" buttons.

You also certify that you understand that the secretary of education has the authority to verify information reported on your application.

If you sign this application electronically using the person identified herein, you are disclosing that users purposefully give false information without meeting the requirements to criminal penalties both.

Additionally, by signing this application, you are certifying that you are not a U.S. citizen, national, or permanent resident of the U.S. required under federal law to assist in the collection of information for the U.S. Department of Education. If you are a U.S. citizen, national, or permanent resident of the U.S., you are required to assist in the collection of information for the U.S. Department of Education. If you are not a U.S. citizen, national, or permanent resident of the U.S., you are not required to assist in the collection of information for the U.S. Department of Education.

The Student Will Not Receive Aid With Missing Consent and Approval

Select "Sign and Exit" to sign your section, save your work, and wait for the missing consent and approval to be provided. Otherwise, select "Submit" to sign your section and submit the FAFSA® form without the consent and approval of other contributors. The student will not be eligible for federal student aid, including grants and loans, without the required consent and approval.

Sign and Submit Your FAFSA® Form

☒ I, Raya Tran, agree to the terms outlined above.

Manage FAFSA® Contributors Confirmation

After signing their FAFSA® form, the student has submitted their correction and is presented the confirmation page. This page displays information for the student about next steps, including tracking their FAFSA correction. The student is informed that their form is not complete because their new spouse needs to resolve error(s) in the contributor section(s) and provide their signature.

FAFSA® FORM 2025-26 Student **Raya Tran**

See Below for Next Steps
The student section is complete!

Raya Tran

Contributor Action Still Needed
You submitted the parent sections, but your FAFSA® form is not complete. Your contributor needs to resolve the error(s) in the contributor section(s) and provide their signature. Once this is done, your form can be submitted for processing.

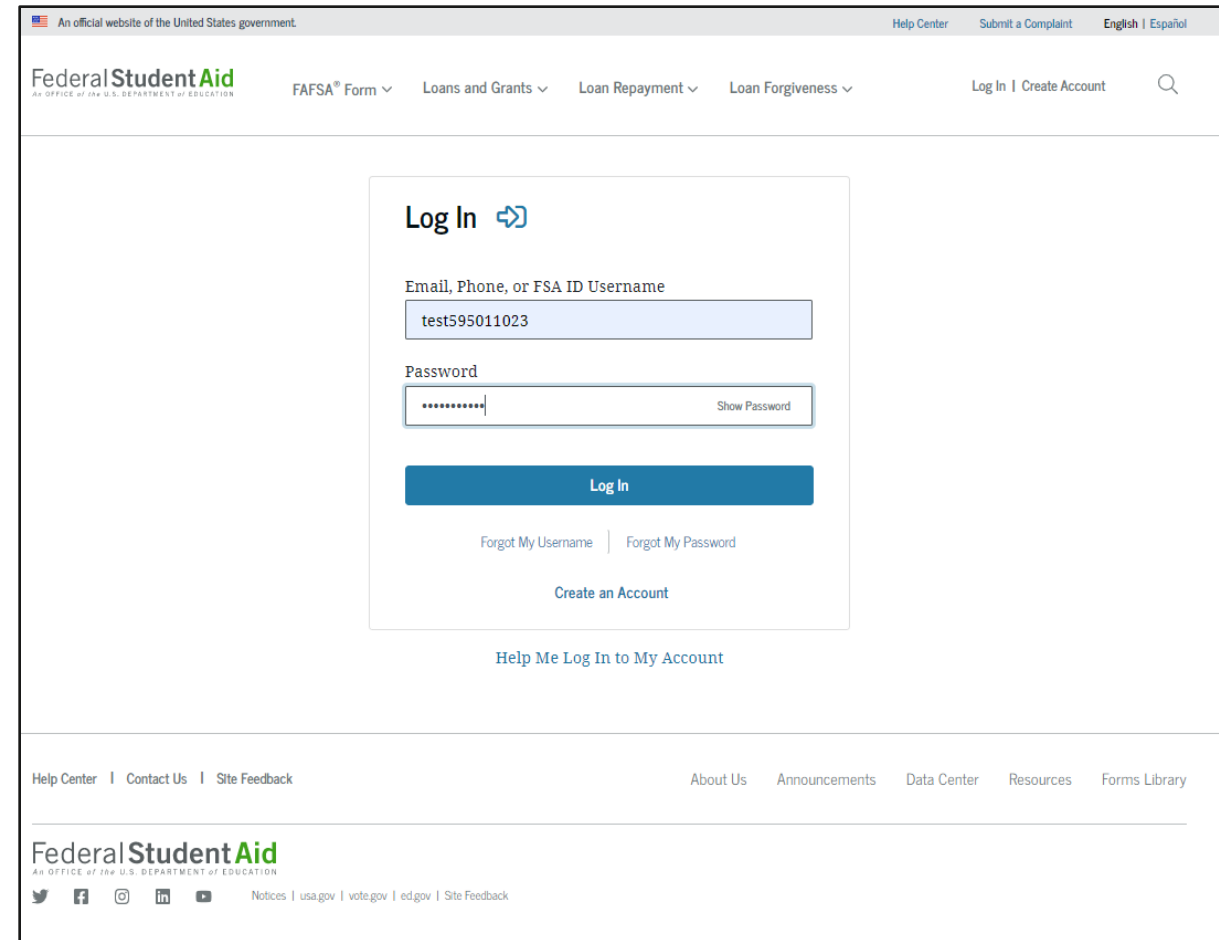
Track Your FAFSA® Form
Review, track, and manage your application in "My Activity." There you can follow any updates your contributors make to your form.

[Visit My Activity](#)

Parent Submits a Required FAFSA® Correction for Missing Consent and Approval

Consent and Approval Correction Log In

To access an existing FAFSA® form, the parent is required to log in using their FSA ID (StudentAid.gov account username and password).



The screenshot shows the Federal Student Aid website's login interface. At the top, there is a navigation bar with links for 'Help Center', 'Submit a Complaint', and 'English | Español'. Below this, the main header includes the 'FederalStudentAid' logo, 'An Office of the U.S. Department of Education', and a menu with 'FAFSA® Form', 'Loans and Grants', 'Loan Repayment', and 'Loan Forgiveness'. A 'Log In | Create Account' link and a search icon are also present. The central area features a 'Log In' section with a blue arrow icon. It contains two input fields: 'Email, Phone, or FSA ID Username' with the value 'test595011023' and 'Password' with masked characters. A 'Show Password' link is next to the password field. Below the fields is a blue 'Log In' button. Underneath the button are links for 'Forgot My Username' and 'Forgot My Password'. At the bottom of the login section is a 'Create an Account' link. Below the login section is a link that says 'Help Me Log In to My Account'. The footer contains links for 'Help Center', 'Contact Us', 'Site Feedback', 'About Us', 'Announcements', 'Data Center', 'Resources', and 'Forms Library'. The Federal Student Aid logo and 'An Office of the U.S. Department of Education' are repeated at the bottom, along with social media icons and links for 'Notices', 'usa.gov', 'vote.gov', 'ed.gov', and 'Site Feedback'.

Consent and Approval Correction Dashboard

On the account Dashboard, the parent can see their most recent 2025–26 FAFSA® activity under the "My Activity" section. In this scenario, the parent's child has a processed 2025–26 FAFSA form with an "Action Required" status. To see further information about this application, the parent selects the application and is taken to the "Details" page.

A federal court issued an injunction preventing the U.S. Department of Education from implementing parts of the Saving on a Valuable Education (SAVE) Plan and other IDR plans. We are assessing the ruling and will continue to update [StudentAid.gov/saveaction](https://studentaid.gov/saveaction) with more information.

An official website of the United States government. Help Center Submit a Complaint English | Español

FederalStudentAid An OFFICE of the U.S. DEPARTMENT of EDUCATION FAFSA® Form ▾ Loans and Grants ▾ Loan Repayment ▾ Loan Forgiveness ▾ Alcina ▾

Dashboard

My Aid

You currently don't have any federal loans or grants.

Quick Links

- FAFSA® Form
- Master Promissory Note (MPN)
- Annual Student Loan Acknowledgment
- Entrance Counseling
- Information About FAFSA Submission Summary
- PLUS Loan for Parents and Graduate Students

My Activity

[View All Activity >](#)

2025–26 FAFSA® Form: Parent Contributor

Action Required Submitted: 08/29/2024

Raya Tran

My Info

- My Aid
- My Activity

Consent and Approval Correction Details

On the "Details" page, the parent sees information related to their child's processed FAFSA® form, such as when it was started and processed and additional resources. In this scenario, the parent hasn't provided consent and approval on the form. Selecting "Approve" starts a required correction.

My Activity > FAFSA Form

2025–26 Free Application for Federal Student Aid (FAFSA®) Form: Parent Contributor Details

Action Required

FAFSA® Information

Student	Submission Number	Submission Type
Raya Tran	01	Initial

Status Tracker

✓

FAFSA® Form Started

Started on Aug 29, 2024

The student should complete most of the form themselves, including their personal and financial information. You must fill out the section assigned to you; everyone must sign and submit once all required sections are complete.

✓

FAFSA® Form Submitted

Submitted on Aug 29, 2024

Aug 29, 2024	FAFSA form received.
Aug 29, 2024	FAFSA form processed, but corrections are needed.

⚠

FAFSA® Form Processed

Errors Found in Your Application

The student should access their FAFSA Submission Summary to see what errors need to be addressed on the FAFSA form. The student can access their FAFSA Submission Summary by selecting the "Actions" button or scrolling to the "FAFSA Submission History" section and selecting "View FAFSA Submission Summary" in the "Actions" column.

Started on

Aug 29, 2024

Processed on

Aug 29, 2024

More Resources

[Understand Financial Aid](#)

[FAFSA Landing Page](#)

[Information on Federal Pell Grant Program](#)

[Information on Federal Work-Study \(FWS\) Program](#)

[How Aid Is Calculated](#)

⚠

Student Will Be Ineligible for Federal Student Aid

We need your consent and approval to disclose your federal tax information in order to populate the FAFSA® form with the necessary tax return data. Without your consent and approval, the student will not be eligible for federal student aid. Select "Approve" to do so now.

Approve

Consent and Approval Correction Onboarding

When the parent starts a 2025–26 FAFSA® correction, they are taken through the FAFSA correction onboarding process. A correction should only be submitted if critical information was missing, incorrect information was provided, the student needs to update their selected school(s), and/or a correction was requested by a financial aid administrator.

The screenshot shows the FAFSA 2025-26 onboarding interface for correcting a form. At the top left is the FAFSA logo with 'FORM 2025-26' next to it. A blue banner across the top reads 'Correct Your FAFSA® Form'. Below this, the heading 'Before You Start' is centered. A light blue box contains the text: 'We'll guide you through the corrections you need to make to the student's form. Be ready with your personal information and any documents you may need.' Below this box are two green arrows pointing to the right, each followed by a line of text. The first arrow points to 'The student has been notified of the actions required within their FAFSA form and will be able to review your changes.' The second arrow points to 'Based on the corrections you make, the student's eligibility for federal student aid and/or the estimated aid amounts may change.' At the bottom left is a 'Cancel' button, and at the bottom right is a blue 'Provide Consent and Approval' button.

FAFSA® FORM 2025-26

Correct Your FAFSA® Form

Before You Start

We'll guide you through the corrections you need to make to the student's form. Be ready with your personal information and any documents you may need.

- The student has been notified of the actions required within their FAFSA form and will be able to review your changes.
- Based on the corrections you make, the student's eligibility for federal student aid and/or the estimated aid amounts may change.

Cancel

Provide Consent and Approval

Consent and Approval Correction Provide Consent and Approval

This page informs the parent about consent, approval, and the use of their federal tax information. By providing consent and approval, the parent's federal tax information is transferred directly from the IRS into the FAFSA® form to help complete the "Parent Financials" section.

FAFSA® FORM
2025-26

Parent of Raya Tran

Save

FAFSA Menu

Consent and Approval Will Be Applied To All FAFSA Applications

By providing consent and approval, you approve the use and disclosure of 2023 federal tax information to the U.S. Department of Education for the purpose of completing this and all other 2025-26 FAFSA® forms.

Provide Consent and Approval or the Student Won't Be Eligible for Federal Student Aid

Summary

Your consent and approval are needed to retrieve and disclose federal tax information. With your consent and approval, we can obtain tax return information automatically from the IRS to help you complete your section of the student's FAFSA® form. If you don't provide consent and approval, the student will not be eligible for federal student aid, including grants and loans. You must provide consent and approval even if you didn't file a U.S. federal tax return or any tax return.

→ Get your 2023 tax return information for the 2025-26 FAFSA form.

→ Federal tax information is used to determine the student's eligibility for federal student aid.

→ Tax return information is required to complete the FAFSA form.

By accepting below, I consent to the disclosure of information about me, as described below, and further affirmatively approve of the receipt and use of my federal tax information and to the U.S. Department of Education (ED)'s redisclosure of my federal tax information, as described below. By accepting below, I consent to and affirmatively approve of, as applicable, the following:

1. ED may disclose my Social Security number/Individual Taxpayer Identification Number, last name, date of birth, unique identifier, the tax year for which federal tax information is required, and the date and timestamp of my approval for the use of my federal tax information in determining eligibility by ED for which approval is provided to the U.S. Department of the Treasury, Internal Revenue Service (IRS). I understand that in response to such a request from ED, the IRS shall then disclose my federal tax information to "authorized persons" (i.e., specifically designated officers and employees of ED and its contractors (as defined in 26 U.S.C. § 6103(l)(13)(E))) for the purpose of determining eligibility for and the amount of federal student aid under a program authorized under subpart 1 of part A, part C, or part D of Title IV of the Higher Education Act of 1965, as amended, for myself or an applicant for federal student aid who has requested that I share my federal tax information on their Free Application for Federal Student Aid (FAFSA®) form.

2. Authorized persons at ED and its contractors (as defined in 26 U.S.C. § 6103(l)(13)(E)) may use my federal tax information for the purpose of determining the eligibility for and amount of federal student aid under a program authorized under subpart 1 of part A, part C, or part D of Title IV of the Higher Education Act of 1965, as amended, for myself or a FAFSA applicant who has requested that I share my federal tax information on the FAFSA form.

326

Consent and Approval Correction

Provide Consent and Approval (Continued)

This is a continuation of the consent and approval page. Frequently asked questions about consent and approval are provided that the parent can expand and collapse. The parent selects "Approve" to provide consent and approval. Because the parent had previously completed the "Parent Financials" section, when they select "Approve" to provide consent and approval, they are taken directly to the signature page.

3. ED may redisclose my federal tax information received from the IRS pursuant to 26 U.S.C. § 6103(l)(13)(D)(iii) to the following entities solely for the use in the application, award, and administration of financial aid:

- Institutions of higher education participating in the federal student aid programs authorized under subpart 1 of part A, part C, or part D of Title IV of the Higher Education Act of 1965, as amended
- State higher education agencies
- Scholarship organizations designated prior to Dec. 19, 2019, by the secretary of education
- Contractors of institutions of higher education and state higher education agencies to administer aspects of the institution's or state agency's activities for the application, award, and administration of such financial aid

4. ED may redisclose my federal tax information to another FAFSA applicant's FAFSA form(s) for which I elect to participate. By accepting an invitation and affirmation to participate in another individual's FAFSA form, my federal tax information will be redisclosed to the additional application. I understand that I may decline an invitation to participate, which will prevent the transfer of my federal tax information to that FAFSA form.


By consenting and providing my affirmative approval, I further understand the following:


1. My consent and affirmative approval are required, as a condition of my eligibility or the eligibility of a FAFSA applicant who has requested that I share my federal tax information on their FAFSA form, for federal student aid under a program authorized under subpart 1 of part A, part C, or part D of Title IV of the Higher Education Act of 1965, as amended, even if I did not file a U.S. federal tax return.
2. I am providing my written consent for the redisclosure of my federal tax information by ED to include, but not limited to, institutions of higher education, state higher education agencies, designated scholarship organizations, their respective contractors and auditors, other family members participating in the FAFSA form, Office of Inspector General, under 26 U.S.C. § 6103(l)(13)(D), and with my further express written consent obtained by an institution of higher education, the redisclosure of FAFSA information pursuant to the terms and conditions of 20 U.S.C. § 1098h(c).
3. Any federal tax information received from the IRS at a later date shall supersede any manually entered financial or income information on the FAFSA form.
4. ED may request updated federal tax information from the IRS once my consent and approval are provided. If federal tax information has changed (e.g., amended tax return filed with revised information), then eligibility for and amounts of federal, state, and institutional financial aid may change.


5. If I do not consent to the redisclosure of my federal tax information to institutions of higher education, state higher education agencies, designated scholarship organizations, and their respective contractors, ED will be unable to calculate my eligibility for federal student aid or the eligibility of a FAFSA applicant who has requested that I share my federal tax information on their FAFSA form.


By accepting below, I consent electronically to the use of my StudentAid.gov account username and password (FSA ID) as my signature and certify under penalty of perjury under the laws of the United States of America, that the foregoing is true and correct. I understand that any falsification of this statement is punishable under the provisions of 18 U.S.C. § 1001 by a fine, imprisonment of not more than five years, or both, and that the knowing and willful request for or acquisition of records pertaining to an individual under false pretenses is a criminal offense under the Privacy Act of 1974, subject to a fine of not more than \$5,000 fine (5 U.S.C. § 552(a)(1)(3)). By accepting and submitting my part of the FAFSA, my execution (including date and time) of consent and approval will be logged in ED's Person Authentication Service System of Record (18-11-12).

Frequently Asked Questions

Who should provide consent and approval? 

If I'm married and didn't file a joint tax return with my current spouse, does my spouse have to provide consent and approval for you to access their tax information? 

What happens after I provide consent and approval? 

What happens if I decline consent and approval? 

Select "Approve" to consent and approve for the use of your federal tax information to determine the student's eligibility for federal student aid. If you select "Decline," the student will not be eligible for federal student aid.

[Previous](#)[Decline](#)[Approve](#)

Consent and Approval Correction Review Changes Page

The parent is ready to sign and submit their correction and selects "Continue."

The screenshot shows the FAFSA 2024-25 interface for a parent of TestHHH Anderson. The header includes the FAFSA logo, the form year, and the user's role. A 'Save' button and a 'FAFSA Menu' dropdown are in the top right. The main content area features the heading 'You're Almost Done!' and a light blue box with the instruction: 'Select "Continue" to sign and complete the correction.' To the right of this text is an illustration of a man and a woman riding bicycles. At the bottom, there are two buttons: 'Make More Changes' and a prominent blue 'Continue' button.

FAFSA[®] FORM 2024-25 Parent of TestHHH Anderson

Save | FAFSA Menu

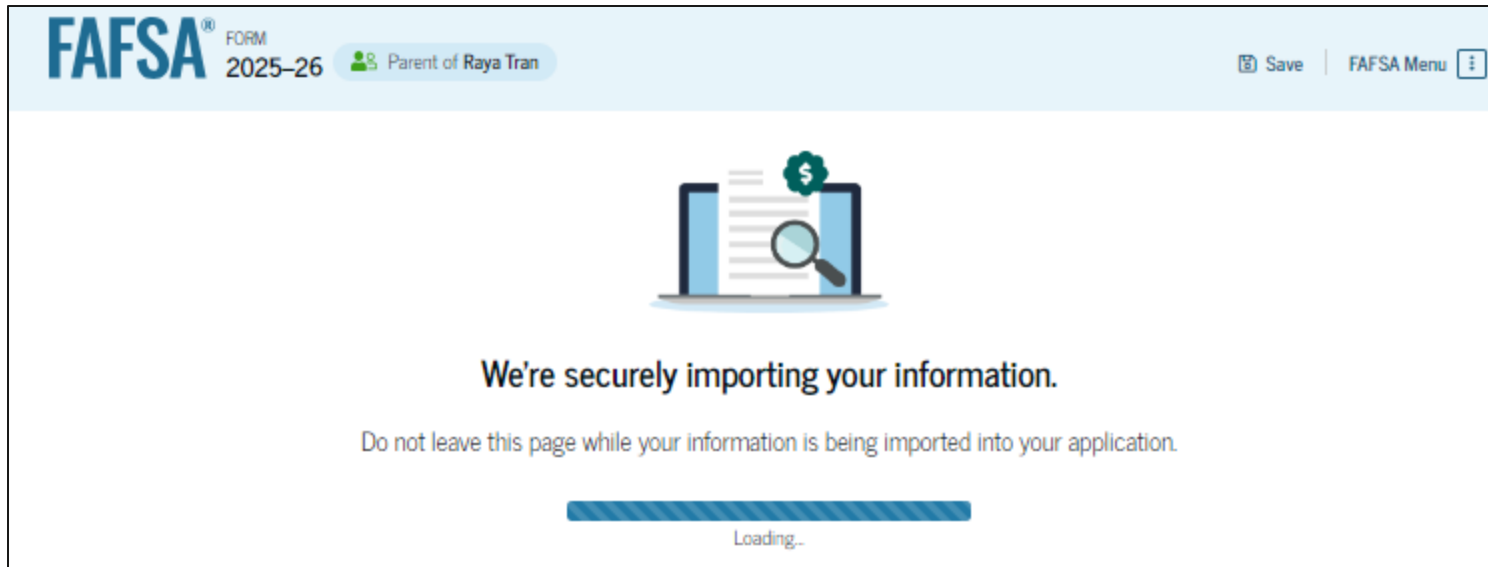
You're Almost Done!

Select "Continue" to sign and complete the correction.

Make More Changes Continue

Consent Loading Page

This page imports the parent's federal tax information by directly transferring it into the FAFSA® form from the IRS to help complete the "Parent Financials" section.



The image shows a screenshot of the FAFSA 2025-26 Consent Loading Page. The header bar is light blue and contains the FAFSA logo, the text "FORM 2025-26", a user icon, and the text "Parent of Raya Tran". On the right side of the header, there are links for "Save" and "FAFSA Menu". The main content area is white and features a central illustration of a laptop with a magnifying glass over a document, with a green dollar sign icon above it. Below the illustration, the text reads: "We're securely importing your information." followed by "Do not leave this page while your information is being imported into your application." At the bottom, there is a blue progress bar and the text "Loading..."


Consent Results Page

If the data import from the IRS is not successful, an error message will appear saying “Data Not Received.” The parent can then continue to manually input their financial information in the “Parent Financials” section.


FAFSA[®] FORM
2025–26

Parent of Raya Tran

Save | FAFSA Menu



We're securely importing your information.



Data Not Received
We were unable to retrieve your financial information, so you may have to enter it yourself in the Finances section. Select "Continue" to proceed.

Previous

Continue

Consent and Approval Correction Signature

After the parent fills out their financial information, they need to acknowledge the terms and conditions of the FAFSA® form, sign, and submit their correction.

The screenshot shows the FAFSA 2025-26 interface for a parent. At the top, the header includes the FAFSA logo, the form year (2025-26), the user's name (Parent of Raya Tran), and links for 'Save' and 'FAFSA Menu'. Below the header is a progress bar with three steps: 'Demographics' (completed), 'Financials' (completed), and 'Signature' (current step). The main heading is 'Sign and Complete Your Section'. A green-bordered box contains a 'Summary' section with the following text: 'This page confirms that you understand the terms and conditions of the FAFSA® form and filled out the form accurately to the best of your ability. The FAFSA form is a legal document you will electronically sign with your account username and password (FSA ID). Because your FSA ID is associated with your personal information, do not share it with anyone.' Below this, a paragraph states: 'By signing the student's application electronically using your account username and password, YOU, THE PARENT, certify that all of the information you provided is true and complete to the best of your knowledge and you agree, if asked, to provide'. This is followed by a bulleted list: 'Information that will verify the accuracy of your completed form, and' and 'U.S. or foreign income tax forms that you filed or are required to file.' Another paragraph states: 'You also certify that you understand that the secretary of education has the authority to verify information reported on your application.' This is followed by a paragraph about the consequences of providing false information: 'If you sign this application or any document related to the federal student aid programs electronically using a username and password, and/or any other credential, you certify that you are the person identified by the username and password, and/or any other credential and have not disclosed that username and password, and/or any other credential to anyone else. If you purposefully give false or misleading information, including applying as an independent student without meeting the unusual circumstances required to qualify for such a status, you may be subject to criminal penalties under 20 U.S.C. 1097, which may include a fine up to \$20,000, imprisonment, or both.' This is followed by a paragraph about authorization: 'Additionally, by signing this application electronically using your FSA ID, you authorize the U.S. Department of Education to disclose all information you provided on this application, as required under Section 483(a)(2)(D)(i) of the Higher Education Act of 1963, as amended, to the institutions identified herein, state higher education agencies (in the student's state of residence and the states in which the institutions identified herein are located), and designated scholarship organizations to assist with the application, award, and administration of federal, state, or institutional financial aid programs and designated scholarship programs. Notwithstanding this authorization, the name of an institution the student selected to authorize such disclosure shall not be shared with any other institution.' Below this is a section titled 'Sign Your Section' with a checkbox labeled 'I, Alicia Tran, agree to the terms outlined above.' At the bottom are two buttons: 'Previous' and 'Sign'.

FAFSA® FORM 2025-26 Parent of Raya Tran Save FAFSA Menu

Demographics Financials Signature

Sign and Complete Your Section ⓘ

Summary
This page confirms that you understand the terms and conditions of the FAFSA® form and filled out the form accurately to the best of your ability.
The FAFSA form is a legal document you will electronically sign with your account username and password (FSA ID). Because your FSA ID is associated with your personal information, do not share it with anyone.

By signing the student's application electronically using your account username and password, YOU, THE PARENT, certify that all of the information you provided is true and complete to the best of your knowledge and you agree, if asked, to provide

- Information that will verify the accuracy of your completed form, and
- U.S. or foreign income tax forms that you filed or are required to file.

You also certify that you understand that the secretary of education has the authority to verify information reported on your application.

If you sign this application or any document related to the federal student aid programs electronically using a username and password, and/or any other credential, you certify that you are the person identified by the username and password, and/or any other credential and have not disclosed that username and password, and/or any other credential to anyone else. If you purposefully give false or misleading information, including applying as an independent student without meeting the unusual circumstances required to qualify for such a status, you may be subject to criminal penalties under 20 U.S.C. 1097, which may include a fine up to \$20,000, imprisonment, or both.

Additionally, by signing this application electronically using your FSA ID, you authorize the U.S. Department of Education to disclose all information you provided on this application, as required under Section 483(a)(2)(D)(i) of the Higher Education Act of 1963, as amended, to the institutions identified herein, state higher education agencies (in the student's state of residence and the states in which the institutions identified herein are located), and designated scholarship organizations to assist with the application, award, and administration of federal, state, or institutional financial aid programs and designated scholarship programs. Notwithstanding this authorization, the name of an institution the student selected to authorize such disclosure shall not be shared with any other institution.

Sign Your Section

☒ I, Alicia Tran, agree to the terms outlined above.

Previous Sign

Consent and Approval Correction Confirmation

The parent is presented the confirmation page. This page displays information for the parent about next steps and tracking their FAFSA® correction.

The screenshot shows the FAFSA 2024-25 confirmation page for the parent of TestHHH Anderson. The page features a celebratory banner with hot air balloons and the text "Congratulations, The FAFSA® Form Is Complete!". Below this, the student's name "TestHHH Anderson" and the completion date "05/03/2024" are displayed. The main section, titled "What Happens Next", lists three steps: "Email Sent" (confirming an email version was sent), "The Student Can Track the Status of Their Form" (indicating the form will be processed in 1-3 days), and "The Student Will Receive School Communications" (explaining how the Student Aid Index (SAI) is used to determine aid eligibility). At the bottom, there is a section titled "Track and Manage the Student's FAFSA® Form" with a "View Status" button.

FAFSA® FORM 2024-25 Parent of TestHHH Anderson Exit FAFSA Menu

Congratulations,
The FAFSA® Form Is Complete!

TestHHH Anderson

Completion Date
05/03/2024

What Happens Next

- Email Sent**
Confirm that the student received an email version of this page.
- The Student Can Track the Status of Their Form**
In one to three days, the student's FAFSA form will be processed and made available to their schools.
- The Student Will Receive School Communications**
We use the information collected on the student's FAFSA form to calculate their Student Aid Index (SAI). The SAI lets schools determine how much aid the student is eligible to receive. Schools will reach out to the student if they need more information. They will also contact the student with financial aid offers. Once received, the student can contact their financial aid offices directly to ask questions about their student aid packages.

Track and Manage the Student's FAFSA® Form
You can check the status of the student's application in the "My Activity" section of your StudentAid.gov account. We will let you know if we need anything more from you.

[View Status](#)

Conclusion

