

Chapter 6

Reconciliation in the Direct Loan Program

Overview of Direct Loan Reconciliation

A school that participates in the Direct Loan Program is required to reconcile cash (funds it received from the G5 system to pay its students) with disbursements (actual disbursement records) it submitted to the Common Origination and Disbursement (COD) system monthly.

Direct Loan schools are also required to complete a year-end closeout or final reconciliation of their Direct Loan (DL) accounts, including documentation of discrepancies. This should be done as soon as possible after the end of the schools' latest award period (loan period) end date but no later than the program year closeout date.

Note: Exceptions to the last processing day of the program year may be made on a case-by-case basis if a school's processing period extends past the closeout deadline. Once a school has confirmed their balance and closed out, or the data submission (closeout) deadline has passed, Reopen/Extended Processing requests may be made directly via the COD website for upward (increase) adjustments or new disbursement amounts. Reopen/Extended Processing is not required to submit decreases or non-financial changes. Keep in mind that schools should complete additional required monthly reconciliation if new financial data is submitted to the COD system.

Regulations

[34 CFR 685.300\(b\)\(5\)](#) Direct Loan monthly reconciliation required

[34 CFR 668.162](#) Requesting funds

[34 CFR 668.166](#) Excess cash

As a reminder, all cash management, disbursement reporting, and monthly reconciliation regulatory requirements supersede the closeout deadline so a school should be able to reconcile to a zero ending cash balance and confirm close out soon after its final disbursements. Your school should not wait until the closeout deadline. The Direct Loan Program year closeout date is the last processing day of July in the year following the award year, which for 2023–2024 will be Wednesday, July 31, 2025.

The starting point for reconciliation is the ending cash balance (ECB) on the School Account Statement (SAS) that the COD System sends to the school each month. The SAS is the Department's official record of your school's cash and disbursement transactions. The ECB is simply the difference between the net drawdowns/payments your school has received from the G5 payment system and the actual disbursement information you've reported to the COD System (and the COD System has accepted) for individual students and parents (known as total net booked disbursements).

Ideally, the net drawdown/payments your school has received in the past month will be fully substantiated by the total net disbursements your school has reported (including any subsequent adjustments). Therefore, your school's monthly ECB should be as close to zero as possible keeping timing variances in mind.

Sometimes the difference between total net booked disbursements and net drawdowns/payments is just a matter of end-of-month timing— funds were delivered to the school's account at the end of one month and the disbursements were reported to the COD System at the beginning of the next month (or vice versa). If there are legitimate reasons for a positive or negative ECB from month to month, you may not need to correct or update any of the information your school has provided to the COD or G5 systems. Just document the reasons for the differences and you are done reconciling for that month.

When the ECB for a month is greater or less than zero, you must be able to account for any differences between the net totals for booked disbursements and drawdowns/payments. The SAS provides you with the information that the Department has recorded for your actual disbursements to students and cash transactions (payments/drawdowns). You can use this information as a starting point in identifying the underlying reasons for the non-zero ECB.

During your review, you may also find omissions or errors in your school's transactions with COD and G5 Systems. For instance, you may find that some disbursement data for your students was submitted to, but not accepted by, COD or that G5 transactions were entered for the wrong award year. In these cases, you will need to resubmit corrected disbursement records to the COD System or correct earlier transactions on the G5 system. Ensuring that your school records match exactly to the data in the COD System is an example of external reconciliation.

It is also possible that the discrepancy results from inconsistencies between information in the school's financial aid system and information kept by its business office—these will need to be resolved by comparing and correcting your school's records. This is an example of internal reconciliation. To have a common set of figures to reconcile against the COD System, schools should complete an internal reconciliation prior to the required monthly external reconciliation.

Definitions

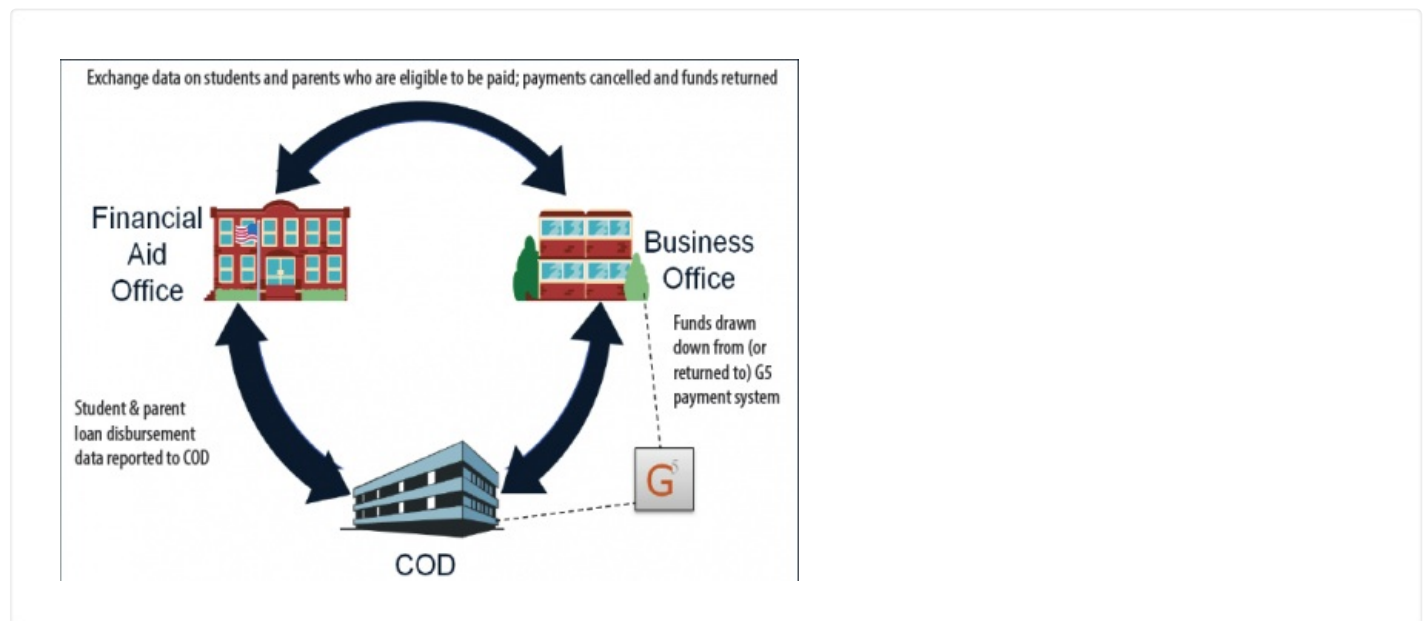
Ending cash balance—beginning cash balance + net drawdowns/payments – total net booked disbursements

Net drawdowns/payments—cash receipts (drawdowns + drawdown adjustments + returns) – refunds of cash (refunds)

Total net booked disbursements—booked disbursements + booked adjustments (upward or downward)

Reconciling ED and School Records

The SAS (sent by COD) includes both disbursement data and cash transactions from COD. This ED system data must be reconciled with data in the school's financial aid and business offices.



Sources of Discrepancies

- Timing issues—funds are drawn down and disbursed in a different month from the month student/parent records are sent to COD.

- Drawdowns, drawdown adjustments, or refunds of cash made in the wrong award year.
- Disbursement batches not yet sent to COD (or sent to COD but not acknowledged).
- Rejected disbursements/adjustment to disbursement records that have not been resolved.
- Disbursements reported to COD but unbooked because of future disbursement dates.
- Downward disbursement adjustments made and accepted in COD but funds are not returned or used for other eligible borrowers within regulatory time frames or vice versa.
- Disbursements reported to COD by the aid office but not reported by the aid office to the business office for payment.
- Disbursements made by the business office but not supported by disbursement records in the financial aid office system and COD (*internal reconciliation*).
- School data loss (should be rare)

Booked vs. unbooked disbursements

For a disbursement to be considered booked, it must consist of the following three components:

1. It must be a part of an accepted loan origination record (as submitted to the COD System by the school);
2. It must have an accepted master promissory note (MPN) associated with it (linked MPN); and
3. It must be reflected as an actual disbursement in the COD System (the disbursement release indicator = “True” and the date of disbursement must have occurred).

Once these three things occur, the loan is booked and sent to the loan servicer assigned to the borrower, and the student is liable in accordance with the terms and conditions stated in the MPN.

Unbooked disbursements include any future-dated transactions with disbursement dates falling after the end of the report.

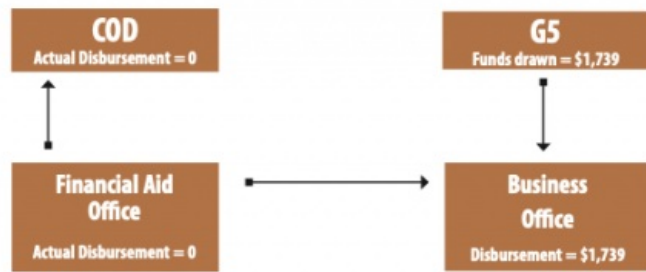
Who is responsible for Direct Loan reconciliation?

Reconciliation is a team effort by the business and financial aid offices. Since both have information that is needed for reconciliation, cooperation between these offices is essential for successful reconciliation of DL funds. For example, the financial aid office will likely have the information sent to and reports received from the COD System, while the business office is generally responsible for G5 and student accounts. It is possible, and even advisable, for financial aid and business office staff to be able to view information in each other’s systems (including COD and G5), but there is no substitute for the direct involvement of each office in reconciliation.

Possible sources of discrepancies between financial aid and business office records are:

- The aid office calculates a return of Title IV aid (R2T4) but doesn’t notify the business office.
- The aid office schedules a disbursement with the business office but does not create an “actual disbursement” record to send to the COD System. (Or the “actual disbursement” record sent by the aid office is rejected by the COD System.)
- The business office cancels a disbursement but does not inform the financial aid office.
- The business office makes a refund of cash to the G5 system but does not inform the aid office.

Discrepancies Between the Financial Aid and Business Offices



Types of Direct Loan Reconciliation

There are two types of reconciliation, which can be performed separately or simultaneously during the month.

Internal reconciliation for Direct Loans

Internal reconciliation is the process in which the business and financial aid offices compare their Direct Loan records to ensure that they match, including disbursement dates and amounts. If your school uses a third-party servicer, ensure that the financial aid and business offices records matches the third-party servicer's records. Though a school decides the frequency and methods it will use for internal reconciliation, Direct Loan reconciliation must occur at least monthly and should occur before the required monthly reconciliation to the Direct Loan SAS.

The business office should review its Direct Loan account bank statement to ensure that funds drawn and returned are in the appropriate year. In addition, the business office will need to regularly monitor the account to comply with cash management regulations, i.e., making sure that funds are drawn for immediate need and any funds that cannot be used within cash management guidelines are returned timely.

To be in compliance with reporting disbursements and disbursement adjustments in the COD System within 15 days, the business and financial aid offices will need to communicate frequently, making sure that their systems are in sync. **It is very important that the date funds are credited to a student's account in the institution's general ledger or any subledger of the general ledger, or paid to a student directly is the disbursement date the financial aid office reports to the COD System.** This date is reported to the Direct Loan servicers and is the point at which interest begins to accrue on the loan funds.

Discrepancies that occur between the financial aid and business offices are usually caused by a lapse in communication, and they often do not show up in a comparison of the financial aid office's records with the COD System or in a comparison of drawdowns/returns between the business office and the G5 payment system. For example:

- The financial aid office notifies the business office that the student is eligible for payment on a certain date, but the disbursement record is rejected by the COD System. If the financial aid office doesn't tell the business office to cancel the disbursement, the business office draws down funds and makes a disbursement to the student that is not supported in the COD System or in the financial aid office's records.
- The business office cancels a disbursement and/or makes a refund of cash to the G5 system without informing the aid office. Thus, the original amount will still be included in the net booked disbursements on the SAS but will not be reflected in the net cash receipts.

Discrepancies can be avoided by a daily or weekly communication between the financial aid and business offices or by scheduling a data comparison between the two office systems. Resolving differences in internal reconciliation will lead to a smoother external reconciliation with the Department's official data as reflected in the SAS.

External reconciliation

External reconciliation is when a school compares its reconciled internal records to the Department's records of funds received and returned and loans originated and disbursed to students at the school. At a minimum, this reconciliation

must be completed at least monthly to ensure that data is correct in all systems and that cash management and disbursement reporting timelines are being met. Schools may perform internal and external reconciliation in any order, but when internal reconciliation is completed first, there will be fewer discrepancies to resolve during external reconciliation. The Department offers various tools to help with external reconciliation that will be reviewed later in this chapter.

Documenting monthly reconciliation

A school has completed its monthly reconciliation when all differences between the Direct Loan SAS and the school's internal records (Direct Loan system, financial aid office, and business office system) have been resolved or documented and the school's ending cash balance is zero. Schools should clearly outline their reconciliation process and documentation in both the business office and financial aid office procedures.

The Department does not mandate or prescribe any particular method of documentation, which allows your school the flexibility to determine the type and method that best suits your internal processes.

Steps in Monthly Reconciliation

- Compare financial aid office records with business office disbursements. Look for:
 - Refunds of cash made by the business office to G5 but not recorded in the financial aid office system
 - Disbursements made by the business office but not recorded in the financial aid office system or not sent to COD and accepted
 - Instances when the financial aid office calculated a return of aid and reported a downward adjustment to COD, but the information was not recorded in the business office system and the funds were not returned to G5
- Reconcile with SAS data from ED. Upon receiving the monthly SAS, first compare the cash summary information to your internal records. If the subtotals and ECB match or any discrepancies can be explained and documented, you are done. If not, then proceed to the next step of comparing SAS cash detail with student account records in the business office (or elsewhere). Look for:
 - End-of-month submissions that were processed by COD in the next month
 - Cash transactions attributed to wrong award years
 - Funds drawn down from one award year but “recycled” to make disbursements for loans in a different award year
- Compare SAS loan/disbursement detail with financial aid office records. (The “Loan Compare” function in EDExpress (formerly in DL Tools) can be used to import school data and compare it to the SAS loan disbursement detail.) Look for:
 - Disbursement batches not yet sent to COD (or sent to COD but not acknowledged)
 - Rejected disbursements that have not been resolved
 - Disbursements reported to COD but unbooked because of future disbursement dates

Remember, you must document reasons for any discrepancies in your ECB.

Your school must maintain documented results of its monthly reconciliation to provide to auditors and reviewers at their request but does not need to send any proof of this reconciliation to the Department. Also, keep in mind that historical records of reconciliation issues can be useful for later review or to update new or returning staff members.

Each month you should:

- Identify, resolve, and document all discrepancies. Track those due to timing to make sure that the missing transactions appear in the next month's SAS.
- Identify any discrepancies due to misreporting or internal miscommunication and take necessary corrective actions

to ensure they will not recur in the following month.

- Document all reconciliation efforts, including any reasons for an ending cash balance, for future reference.

The School Account Statement

The SAS is similar to a bank statement and gives the Department's official cash balance as of the end date of the reported period, based on data submitted by the school. It also gives detailed cash and loan or disbursement transactions for that reported period.

The SAS is the primary tool for reconciliation and program year closeout. Your school is required to reconcile the information on the SAS to its internal records monthly. If more frequent reconciliation is needed, you can also request an SAS disbursement detail on demand report on an as-needed basis. More information on the content and formats available for the SAS can be found in the [2023-2024 COD Technical Reference](#).

Each month the COD System sends the SAS to your SAIG Mailbox. This report is generated by the COD System during the first full weekend (Saturday and Sunday) of the month with data through the end of the previous month (for example, the first weekend in September, the COD System generates a report for August and sends it to your school). The SAS reflects all cash transactions performed in G5 as reported to the COD System and all loan and disbursement detail reported by your school and accepted in the COD System.

Note that your school will receive a separate SAS for each award year that it participates in the Direct Loan program until you have completed processing and the award year is closed out as directed by ED. Since schools often have multiple award years open at the same time, they may receive more than one SAS for a month.

To successfully close out your Direct Loan account at the end of an award year, you must have an ECB of zero and total net unbooked disbursements of zero, as reflected on the SAS.

The SAS is broken down into the following four sections:

- Cash summary
- Disbursement summary (by loan type)
- Cash detail report
- Loan or disbursement detail report

Three sections of the SAS are particularly useful for reconciliation:

- cash summary—compare to summary school data in both the business office and financial aid system
- cash detail—compare to business office records
- loan disbursement detail—compare to the financial aid system

Cash Summary

This section of the SAS provides the Department's official ECB for the school for the reported period. The ECB is the difference between net drawdown of cash and net booked disbursements. The cash summary contains both a monthly and a year-to-date (YTD) summary of cash and loan data processed in the COD System for that program year. This section can be compared to summary information on the school's internal systems. The comparison may then identify areas where further research is needed.

Ultimately, if a school's net drawdowns/payments are equal to its total net booked disbursements, its ECB will equal zero.

Disbursement Summary by Loan Type

The disbursement summary by loan type section of the SAS provides monthly and YTD summary information by loan type for the reported period. It can be used to monitor loan volume at the summary level.

Cash Detail

The cash detail section of the SAS provides detail on cash transactions processed in the COD System during the reported

period. This includes drawdowns, drawdown adjustments, or refunds of cash. If the monthly option is chosen, this section will only include cash transactions processed in the COD System during that month. If the YTD option is chosen, the section will include cash transactions processed in the COD System from the start of the program year through the end date of the report. If you choose the monthly option, this section will not include any cash transactions requested or sent during the month, but not processed in the COD System until after the last day of that month.

Loan Detail/Loan Disbursement Activity Level

The Loan Detail/Loan Disbursement Activity Level section of the SAS contains loan detail transactions at either the loan level or the individual disbursement transaction level, depending on the school options chosen. If loan detail is requested at the loan level, the SAS will contain one record per loan, with YTD disbursement information. If loan detail is requested at the disbursement activity level, the SAS will contain all actual disbursement and disbursement adjustment activity that occurred during the preceding month or year-to-date (depending on the options selected by the school) as reported by the school and accepted by the COD System.

This portion of the report is helpful because it allows schools to match individual (student by student) COD accepted disbursements and adjustments against the individual disbursements and adjustments reflected in the school's financial aid system. By identifying discrepancies between disbursements in the COD System and your financial aid system, you will be able to resolve the differences.

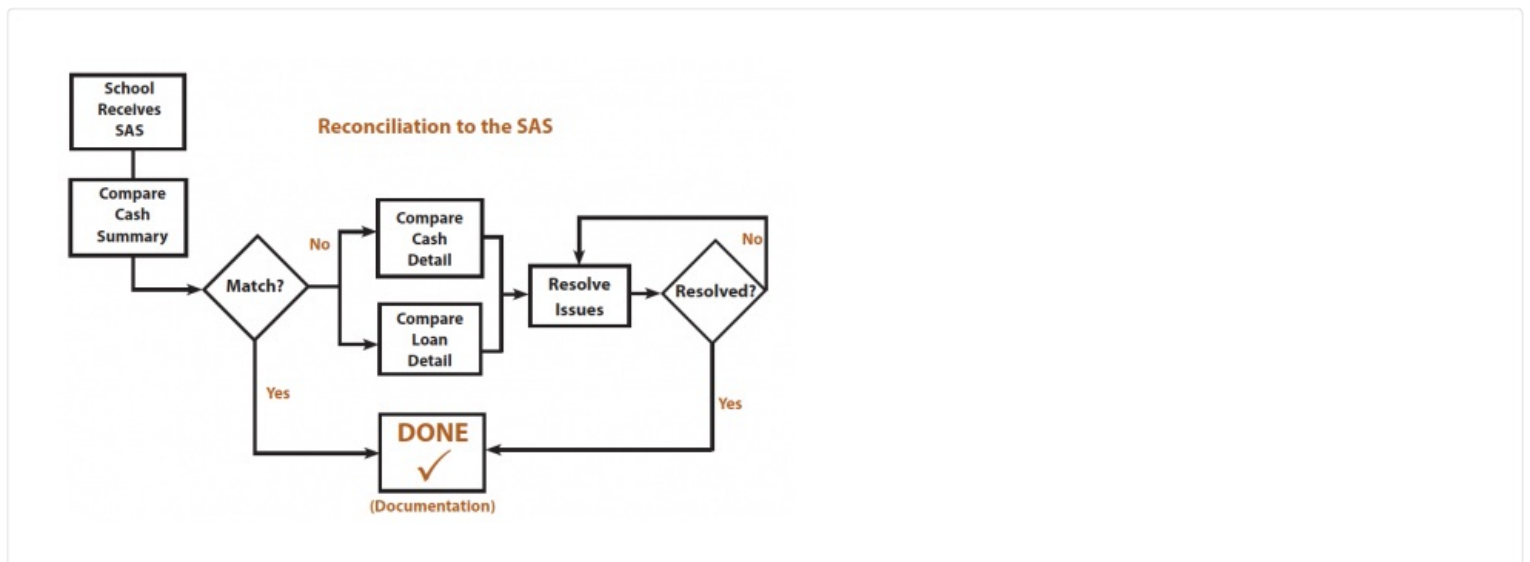
In the following sections, we'll explain how to compare the summary and detail reports to your school data to identify any underlying discrepancies that may be affecting the ECB.

Setting options for the format and content of the SAS

Schools can set their SAS format and content options on the COD website by selecting School > Report Selection > Modify SAS Options.

SAS format choices are fixed-length (the default), comma-delimited without headers, comma-delimited with headers, or pipe-delimited. If you plan to use EDEExpress (formerly in DL Tools) to format your report and/or run a comparison to school records, you must select fixed-length format. Note that the YTD report is needed to run the comparison. If you plan to open your SAS in Excel, you should select comma-delimited without headers for a data-only report, or comma-delimited with headers for a more formatted report. SAS content options include:

- names of borrowers
- monthly or YTD or both for cash and loan detail (if you choose both, you will receive two separate reports but both have the same message class)
- disbursement summary by loan type
- disbursement detail or loan-level detail (YTD) or both.



You will always receive both YTD and monthly data on your cash summary regardless of which options you choose. Go to

the [2023-2024 COD Technical Reference](#) for more information on available SAS options.

Working With The SAS

Once your school receives the SAS, the first step in monthly reconciliation is to compare the cash summary data to the corresponding totals in your school's financial aid and business office systems. Ideally your ECB will be zero, suggesting that there are no discrepancies to be explained. But there could be rare instances where positive and negative discrepancies are canceling each other out, so you need to look at the rest of the cash summary to make sure that it matches your school's data.

In addition to the ECB, the cash summary shows:

- net drawdowns/payments, which reflect cash receipts (funds drawn through G5) minus refunds of cash (funds returned through G5 or to COD by check), and
- total net booked disbursements, which reflect booked disbursements plus or minus booked adjustments.

Many differences between your drawdowns from G5 and the disbursements reported to the COD System can be explained by timing issues. For instance, if your school draws down \$25,000 to pay students at the end of September but does not send in actual disbursement records for those students until the beginning of October (within the 15-day reporting requirement), the SAS for the month of September will include \$25,000 in cash receipts from the G5 system that are not matched by booked disbursements in the COD System.

Keep in mind that loan disbursement records sent to the COD System near the end of the month may not be processed and acknowledged until the beginning of the next month.

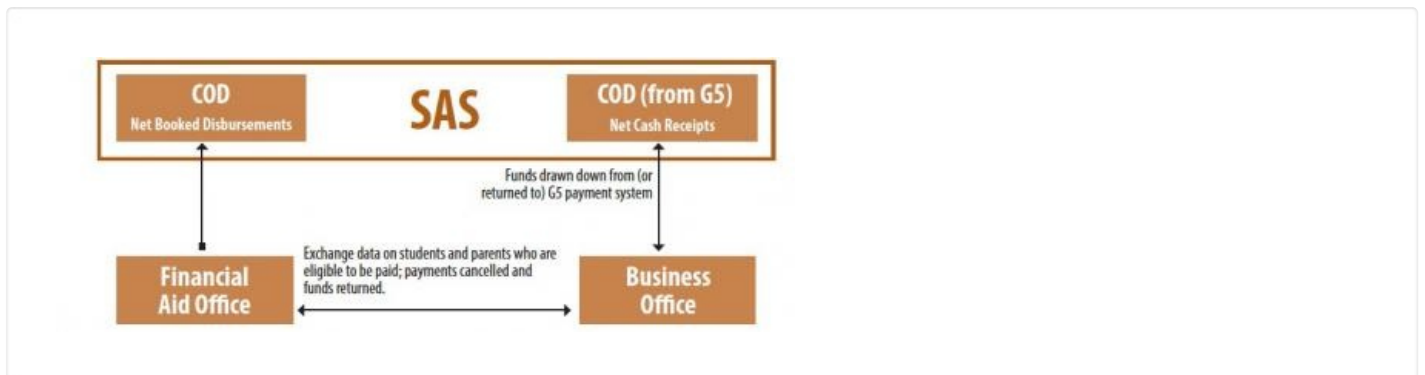
If you can identify such discrepancies and account for any remaining cash balance (positive or negative) at the cash summary level, then you've successfully completed reconciliation for the month. Remember that a school must document its reconciliation process and the results of each monthly reconciliation.

However, in many cases, you may need to compare the SAS and school data at a more detailed level, using two other sections of the SAS:

- the SAS cash detail for cash receipts and refunds of cash; and
- the SAS loan or disbursement detail for actual disbursement and adjustment data accepted in the COD System.

Reconciling Department and School Records

The SAS (sent by COD) includes both disbursement data and cash transactions at COD (but received from G5). This data in ED systems must be reconciled with data in your school's financial aid office and business office.



Discrepancies can occur for a variety of reasons, such as:

- Timing issues—funds are drawn down and disbursed in a different month from the month student/parent records are sent to COD.
- Misreporting of drawdowns or returns of aid—for instance, drawdowns or returns attributed to the wrong award year.

- Actual disbursements or adjustments that have not been processed in COD—including records batched but not sent by the financial aid office, and unresolved rejects.
- Actual disbursements reported to COD by the aid office but not to the business office for payment.
- Payments made or not made by the business office that are not reported to the financial aid office.

SAS Cash Summary

The SAS Cash Summary contains both a monthly and a year-to-date summary of cash and loan data processed by the Common Origination and Disbursement (COD) System. This report can be compared to summary information on your school's internal systems. To see an example of a Monthly and Year-To-Date SAS Cash Summary, see the [22-23 COD Technical Reference Volume 4](#).

SAS Disbursement Summary

The SAS Disbursement Summary provides a monthly and year-to-date summary disbursement information for the reported period. It can be used to monitor loan volumes at the summary level (both booked and unbooked) for all loan typed processed by the COD System. To see an example of a Monthly and Year-To-Date SAS Cash Disbursement Summary, see the [22-23 COD Technical Reference Volume 4](#).

SAS Cash Detail

The SAS Cash Detail shows each exchange of funds with the G5 system as reported to COD. (Either cash received by the school or a refund of cash to G5.) The amounts listed in the cash detail often represent amounts for multiple loans that have been reported separately to the COD system. To see an example of a SAS Cash Detail - Sorted by Transaction Type, see the [22-23 COD Technical Reference Volume 4](#).

Loan Disbursement Detail

In contrast to the bank transactions shown on the cash detail, the loan disbursement detail is meant to be compared with the individual loan records in your financial aid office system. This detailed report includes all actual disbursement information and adjustments that have been accepted by the COD System during that month based on the date each individual transaction booked at COD (disbursement booked date).

The default option for the SAS is the monthly disbursement detail. If you plan to use EDEXpress (formerly in DL Tools) to compare the SAS data with your school records, you should request this information in the form of the year-to-date disbursement detail (note that this will significantly increase the size of the report as the award year progresses). SAS options can be changed on the COD website.

Timing issues and the school account statement

As noted earlier, timing issues could be a recurring source of discrepancies. Disbursement and adjustment transactions appear on the SAS for the month in which the COD System receives or acknowledges the transaction. An actual disbursement that is transmitted to the COD System in late September may not be acknowledged by the COD System until October, and therefore, will appear on the October SAS, which will arrive at the school in early November.

The same kind of discrepancy can occur when the business office draws down and disburses loan funds to the student in late September, but the financial aid office doesn't send the actual disbursement records for those loans until the beginning of October. If such discrepancies are common at your school, you may want to look at ways to make sure that actual disbursement records are sent to the COD System sooner.

In either case, the drawdown amount may show up on the September SAS but the disbursement of those funds may not be on the loan detail for September. You will need to check to make sure that the disbursement was accepted by the COD System, and document the discrepancy. You should also check to make sure that the disbursement is included when you receive the SAS loan detail for October.

To see an example of a SAS Loan and Disbursement Detail, see the [22-23 COD Technical Reference Volume 4](#).

Next Steps...

What's NOT on the SAS Loan Disbursement Detail is as important as the loans that are listed. Note that rejected disbursements will not appear on the SAS.

Compare the loan disbursements on this Detail to the data in your financial aid office system.

If you are using EDEXpress (formerly DL Tools) software, the Loan Detail Compare report will identify loans that appear in your school's database but not on the SAS, and vice versa. In addition, most software packages can generate reports showing the current status of all award records, MPNs, and actual disbursements in your database.

- Look for actual disbursements that are in your school's database but that have not been transmitted to COD (or were rejected by COD).
- Look for any actual disbursements that were entered directly on the COD website, but not in the financial aid office software database.

Check for unbooked loans

If you are not using EDEXpress software, you can identify many unbooked loans by reviewing the 30-Day Warning Report sent by COD.

Look for any loans that are missing a necessary component (loan origination record, MPN, or first disbursement) to book the loan.

Check the disbursement information in your school's business office records.

Via internal reconciliation, compare the disbursement records in the business office (credits and payments to students) to the **actual disbursements** listed in the financial aid office system.

- Look for any disbursements made by the business office that are not substantiated by an actual disbursement record submitted to COD (and accepted) in the same month.
- Look for any actual disbursements reported to COD but not made by the business office within the same month.

Other Tools and Reports for Direct Loan Reconciliation

The Department provides several tools to assist your school in completing its Direct Loan reconciliation responsibilities. Among them are COD reports, report readers, COD webpages, and EDEXpress (formerly in DL Tools).

COD reports and webpages

The COD System provides a variety of reports and webpages (available at <https://cod.ed.gov>) to help you in your Direct Loan reconciliation. For more information on COD reports, including message classes, record layouts, and delivery methods for all Direct Loan reports, refer to the latest [COD Technical Reference](#). For more information on COD web screens, refer to the COD website help text or view the various COD System tutorial videos located on [FSA's E-Training website](#).

COD reports

Highlighted here are a few reports and COD web screens useful for reconciliation:

- **School Account Statement (SAS)**—The Department issues an award year- specific SAS, similar to a bank

statement, on a monthly basis to schools participating in the Direct Loan Program. The SAS contains the Department's official ending cash balance for the school and award year, as well as a record of all detailed transactions (cash and actual disbursement data) processed in the COD System during the reported period. Your school can use the summary- and detail-level information contained in the SAS to reconcile to its internal records.

- SAS disbursement detail on demand—ad-hoc report that allows schools to get SAS disbursement detail data independent of the school's monthly SAS file. This report can be requested via the new report request page on the COD website.
- SAS disbursement detail on demand report reader and instructions—formats the fixed length SAS disbursement detail on demand report into an Excel spreadsheet. Found under the COD resources link at the bottom of any COD website page.
- **Pending Disbursement Listing**—This report provides a list of all pending disbursements reported by your school and can help identify future funding needs, identify pending disbursements that should be reported as actual, and identify awards or disbursements that need to be deactivated (reduced to zero).
- **Direct Loan Actual Disbursement List**—This weekly report displays actual disbursements from the previous Saturday (seven days before the report generation date) through the following Friday (one day before the report generation date). Actual disbursements appear on the report based on their post date, indicating when each actual disbursement or adjustment is posted on the COD System. The report includes booked, unbooked, and future dated actual disbursements and adjustments, provided they are created within the reporting period.

COD Report Readers

The Department provides three report readers that offer a simplified way of importing the COD report files into an Excel spreadsheet. A school that does not already have a process for using these reports to regularly reconcile its Pell Grant and Direct Loan data should consider downloading the readers for this purpose. Note that to use the readers, a school must receive the fixed-length format of the reports.

There are readers for the following reports:

- Pell Grant reconciliation file
- Pell Grant YTD file
- SAS disbursement detail on demand file

The readers and instructions on using them are on the [COD website](#) under the COD Resources link. For questions call the FSA Partner and School Relations Center at 1-800-848-0978 or email CODSupport@ed.gov.

COD webpages

- **School Summary Information**—Provides an overview of your school's current funding level (CFL) as well as cash greater than accepted and posted disbursements over 30 days. It is a great tool to confirm that your school is reporting disbursements in a timely manner to substantiate the funds drawn.
- **School Funding Information and School Funding History Report**—Lists your school's current available balance, net drawdowns, net accepted and posted disbursements, and cash > net accepted and posted disbursement balances as well as last CFL changes. We recommend that schools make reviewing the balances for each program and award year on this page a regular part of their processes.

Schools can access the school funding history report through a link at the bottom of the school funding information screen. This report displays year-to-date funding authorization (current funding level or CFL) information for the selected school, program type, and award year. This report also contains a history of cash activity transactions for the school.

- **School Summary Financial Information**—Provides close to real time balance information for your school, formatted similarly to the year-to-date cash summary section of the SAS.
- **Cash Activity**—Provides up-to-date drawdown and refund of cash detail activity for your school as well as days remaining for on time reporting. This information is sent to the COD System from G5, and can be used to reconcile to internal bank statements and cash transactions.

- **Anticipated Disbursement Queue**—The anticipated disbursement queue page on the COD website allows schools to view anticipated disbursements currently on file in the COD System and to search by award year, program, disbursement date range, and SSN. They can select up to 100 records at a time and submit them as actual disbursements and can also export the anticipated disbursement list. While schools no longer use the action queue to release pending disbursements, it continues to be available on the COD website.

EDEXpress (formerly DL Tools)

The EDEXpress software application is designed to work with your own mainframe or middle-range application to ensure that your Direct Loan records reconcile with the COD System. With a few simple keystrokes you can compare the SAS file you receive monthly from the COD System with your own database to identify discrepancies that need to be addressed.

EDEXpress is a supplemental software product for Direct Loan participants. You can download software and related user documentation from the U.S. Department of Education's Federal Student Aid Software and Other Tools website located at <https://fsapartners.ed.gov/knowledge-center/topics/software-and-other-tools>.

You can use EDEXpress during your reconciliation process to:

- print the SAS in a readable format;
- track cash receipts (drawdowns) and refunds of cash; and
- compare the SAS to loans and actual disbursements recorded in either EDEXpress or an external file (your school's system), and/or compare the SAS to the EDEXpress (formerly DL Tools) Cash database (records of receipts and refunds of cash).

Reports available to schools using EDEXpress include:

- SAS cash summary
- SAS cash detail
- SAS loan and disbursement detail
- Internal ending cash balance report
- Cash detail comparison
- Loan detail comparison
- Disbursement detail comparison
- Disbursement measurement tool

Using EDEXpress for reconciliation

Many schools have found that the EDEXpress software helps them in the reconciliation process, even if they are not using EDEXpress to manage their origination and disbursement transactions with COD. EDEXpress can be used to import and format information from the SAS and can produce formatted reports for:

- Cash summary
- SAS cash detail
- SAS loan and disbursement detail

In addition, EDEXpress can be used to compare the information from the SAS to the school's data. EDEXpress runs on Windows-based PCs and can be downloaded free at <https://fsapartners.ed.gov/knowledge-center/topics/software-and-other-tools>.

NOTE: Comparison reports are designed to be run using the SAS reports with YTD detail, not monthly detail. You can change your report options (YTD detail, for example) by accessing the COD website at <https://cod.ed.gov>. Note that fixed-length formatting is required to use DL Tools. We find that schools that have changed their preference to, for instance, comma-delimited, don't realize that formats other than fixed length won't work for importing or to compare reports.

For more information on the EDEXpress software, refer to the latest [COD Technical Reference](#).

There is also training available on [Federal Student Aid's E-Training Website](#).

Using EDEExpress to evaluate your average processing time

If your school uses EDEExpress, you can use the disbursement measurement tool in EDEExpress (formerly in DL Tools) to calculate:

- the average time from actual disbursement date to sending the actual disbursements in a batch to the COD System; and
- the average time from actual disbursement date to booking the loan.

These average times can be compared to the recommended tolerances you have established as your quality control standard.

EDEExpress for cash management

You can use the “Cash Management” feature in EDEExpress (formerly in DL Tools) to keep a record of cash receipts (drawdowns) and refunds of cash for Direct Loans. However, if you use this feature, you must ensure that EVERY transaction is recorded in the cash management tool. Thus, if your business office tracks transactions in other software, you may want to rely on that software to record cash transactions, rather than making duplicate entries.

If you are using the cash management feature of EDEExpress, you can also run the following reports for all program years:

- Internal ending cash balance report
- Cash detail comparison.

Best Practices For Reconciliation

Establishing preventive procedures

Month end reconciliation can be a simple process for schools that maintain good daily processing practices and cash management procedures. During the month, your school’s financial aid and business offices should ensure:

- all funds received have been substantiated with actual accepted disbursements in the COD System by regularly checking your financial aid database for any unsent or rejected batches and/or disbursements;
- any downward adjustments have been accompanied by either a refund of cash or a disbursement of funds to another eligible student in the same program and award year (within cash management regulations);
- any excess funds have been returned to the Department as a refund of cash;
- all funds requested are for disbursements to be made within the period of immediate need (three business days) and that funds are disbursed within that period or returned to the Department; and
- all awards and disbursements are reported within the 15-day reporting period allowed by regulation.

Before you begin reconciliation, be sure to back up all Direct Loan and other data files that may be affected by reconciliation.

Preparing for monthly reconciliation

You can minimize discrepancies by making sure that all COD transactions have been completed and your internal records are up-to-date prior to the end of each month.

- Export all batches that are ready to be processed by the COD System at least two business days before the end of the month.
- Import the acknowledgements. Alternatively, you could run a query or report to identify unsent batches and rejects and use that to see what needs to be cleaned up.
- Run reports within your financial aid software to identify and resolve records (MPN, origination, and disbursement) that are not in an accepted (A) status.
- Review the batch activity list for any unconfirmed batches and import any missing acknowledgments.

Reconcile internally with the business office so that you have the same cash balance to compare to the balance shown on

the SAS. For its part, the business office can:

- Review drawdown and refund activity in your school's federal bank account and reconcile any discrepancies. Make sure that draws and refunds are posted to the correct award year.
- Communicate with the financial aid office when it has drawn cash or returned funds within the last three business days of the month. These transactions may not be recorded on the most recent SAS, creating a timing issue and discrepancy in the net drawdown/payments.
- Return any refunds or excess cash using the electronic process through G5.
- Reconcile student disbursement and adjustment data (credits and debits) recorded in the business office with disbursement and adjustment data in the school financial aid records.

Direct Loan year-end closeout

Direct Loan schools must complete a final reconciliation and program year closeout. Program year closeout should occur within a month or two of your final disbursements but no later than the program year closeout deadline, which is the last processing day in July of the year following the end of the award year. If schools are fulfilling their monthly reconciliation requirements, year-end closeout is really only one more month of reconciliation.

Note: Exceptions to the last processing day of the program year may be made on a case-by-case basis if the school's processing period extends beyond the closeout deadline. Once a school has confirmed their balance and closed out, or the data submission (closeout) deadline has passed, Reopen/Extended Processing requests may be made directly via the COD website for upward (increase) adjustments or new disbursement amounts. Reopen/Extended Processing is not required to submit decreases or non-financial changes. Keep in mind that your school should complete additional required monthly reconciliation if new financial data is submitted to the COD system, and then you should complete the balance confirmation in COD to close out the award year.

As a reminder, all cash management, disbursement reporting, and monthly reconciliation regulatory requirements supersede the closeout deadline. If a school is meeting these regulatory requirements, the final closeout stage should begin no later than the last award end date at the school for a given program and year. In other words, a school should be able to reconcile to a zero ending cash balance and close out soon after its final disbursements and should not wait until the closeout deadline.

Sample Internal Report Comparing Financial Aid and Business Office Data for Loan Disbursements

| Loan ID | Trans Code | Description | Disb Num | Trans Date | Bus Office Net Disb Amt | FA Office Net Disb Amt | Difference | Recon Flag | Explanation |
|-----------------------|------------|------------------|----------|------------|-------------------------|------------------------|------------|------------|--|
| 444556666P13G09009001 | DB | PLUS Loan Disb | 1 | 9/05/2021 | \$2,407.00 | \$2,407.00 | 0.00 | R | |
| 222334444U13G09009001 | DB | Staff UnSub Disb | 1 | 9/12/2021 | \$1,739.00 | | \$1,739.00 | R | Still "anticipated" in FA Ofc Sys ¹ |
| 222355555U13G09009001 | DB | Staff UnSub Disb | 1 | 9/19/2021 | \$1,413.00 | | \$1,413.00 | R | Still "anticipated" in FA Ofc Sys |
| 222334444S13G09009001 | DB | Staff Sub Disb | 1 | 9/21/2021 | \$950.00 | | \$950.00 | R | Change made on COD; Not on FA Ofc Sys |

¹ These two disbursements were made by the business office but were not substantiated in COD because the financial aid office has not submitted an actual disbursement record to COD. This discrepancy will not show up in a comparison of school data with the SAS's loan disbursement detail or cash detail. The discrepancy can only be identified by a comparison of loan-level data between the financial aid office's system and the business office. On the next page, we show how these two transactions would appear as \$3,152 in excess cash on the reconciliation worksheet.

To be considered successfully closed out, a school must:

- have an ECB of \$0 and total net unbooked disbursements of \$0 internally and as reflected on the SAS,

- complete a final required monthly reconciliation, and
- complete the balance confirmation form on the COD website.

For each loan, schools should zero out all pending disbursements they will not be making. They should reduce loan amounts to the sum of the actual disbursements they made. Loan periods must be updated to remove any terms/payment periods for which an actual disbursement was not made and retained.

You will be notified of the closeout requirements through electronic announcements and COD system-generated closeout correspondence. As part of the closeout process, the COD System will send ongoing notices via zero balance confirmation or remaining balance confirmation emails. In addition, the COD System will distribute a notification/ warning letter via email to schools in May. This letter will go to the financial aid administrator and president at each school that has not confirmed closeout on the COD website (including any schools with a zero balance). It will serve as a reminder to finish processing and confirm closeout before the final deadline. After the closeout deadline, schools with remaining positive balances will be billed.

Once you have successfully confirmed closeout via the balance confirmation page in COD, the president and financial aid administrator will receive a program year closeout letter to keep for your records.

Sample Report Comparing SAS and School Totals and Documenting Differences

*This spreadsheet is one way to compare the totals from your school's system to the information on the school account statement and document the reasons for any differences. **A blank version of this form is available at the end of Appendix B.***

Reconciliation Worksheet
School Systems to COD School Account Statement

Note: Enter numeric data into shaded cells

| | COLUMN 1 SCHOOL'S FINAID & BUSINESS SYSTEMS | COLUMN 2 SCHOOL ACCOUNT STATEMENT (SAS) | COLUMN 3 DIFFERENCE: | REASONS - DIFFERENCE IN ECB |
|---|---|---|-------------------------|--|
| Beginning Balance | \$0 | \$0 | \$0 | |
| Cash Receipts | \$33,074 | \$33,074 | \$0 | |
| Refunds of Cash | \$2,075 | \$1,350 | \$725 | \$725 refund entered on G5 on Sept 29; not included on Sept. SAS. |
| Net Drawdowns/Payments | \$30,999 | \$31,724 | -\$725 | |
| Booked Disbursements | \$25,721 | \$25,721 | \$0 | |
| Booked Adjustments | \$0 | \$1,250 | -\$1,250 | \$1,250 (net) in adjustments done via COD Web site; not entered in Fin Aid OIC system at school. |
| Total Net Booked Disbs | \$25,721 | \$24,471 | \$1,250 | |
| Ending Cash Balance | \$5,278 | \$7,253 | -\$1,975 | Difference in ECB is explained by discrepancies noted above |
| REASONS - DIFF. IN UNBOOKED | | | | |
| Unbooked Disbursements | \$2,126 | \$1,264 | \$862 | |
| Unbooked Adjustments | \$0 | \$0 | \$0 | \$862 disbursement not yet sent to COD (unbooked) |
| Total Net Unbooked Disbs | \$2,126 | \$1,264 | \$862 | |
| REASONS - EXCESS CASH | | | | |
| Excess Cash (Cash > Net Accepted & Posted Disbursements) | \$3,152 | \$5,989 | -\$2,837 | Col 1. Total comprises 2 disbursements by the Bus/Oic not recorded as Act. Disb. in FinAid system or reported to COD. Col 3. Explained by \$1,975 and \$862 discrepancies noted above. |

This spreadsheet can be used by itself, or in conjunction with DL Tools. If you are using DL Tools, note that the school data for "Unbooked Disbursements" and "Unbooked Adjustments" will be summarized in the "Import Edits" section of the Disbursement Comparison report.

Column 1 shows the data that the school has in its records

1. According to the school's records, its Net Drawdowns/Payments are \$5,278 more than it has substantiated in Net Booked Disbursements.
2. The school's Ending Cash Balance includes \$2,126 in Total Net Unbooked Disbursements.
3. The remainder (school's ECB - Net Unbooked Disbursements) is \$3,152. **Internal reconciliation** may help explain the \$3,152 of excess cash attributable to the month of September. Once you have determined the cause, you must either report actual disbursements, or return undisbursed cash.

Column 2 is the official ED data (from COD and G5) shown on the SAS.

Column 3 shows the difference between the school's data (Col. 1) and the SAS (Col. 2).

4. A comparison of the **Cash Detail** on the SAS with the business office's records identifies a refund to G5 that

was initiated at the end of September but not recorded by G5 until October.

5. A comparison of the **Loan Disbursement Detail** on the SAS with the school's financial aid system shows an online disbursement adjustment not recorded in the financial aid system and an unbooked disbursement that has not yet been reported to COD.

Conclusions In this example, the school has been able to document all of the discrepancies that are shown on the worksheet. The ECB on the SAS is explained by:

5,989 SAS Cash > Net Accepted & Posted Disbursements
- 725 refunds processed after 9/30
- 1250 adjustments made on Web only
- 862 unreported disbursements
=
\$3,152 Cash to be returned or disbursements to be posted and reported

Schools must be aware of their closeout status even if a third-party servicer handles their Direct Loan processing. Since it is the schools' responsibility for processing to be completed and closeout confirmed timely, we encourage schools to communicate regularly with their third-party servicer.

Completing year-end closeout

We encourage you to complete the following simple steps while reviewing your school's internal records and the SAS:

- Ensure that all drawdowns and refunds of cash are accounted for and applied to the correct program and award year;
- Ensure that all disbursements and adjustments are accurate and have been reported to and accepted by the COD System;
- Ensure that all batches have been sent to and accepted by the COD System;
- Ensure that all unbooked loans are resolved (reflected as booked or inactivated);
- Resolve all outstanding rejected records; and
- Return all refunds of cash through the G5 payment system.

Summary

A key factor to an easy Direct Loan reconciliation and closeout is staying on top of the process.

1. Complete required monthly reconciliation. This should include:
 - Internal reconciliation—compare internal student accounts and business office records with financial aid office records.
 - External reconciliation—compare internal records to your Direct Loan school account statement sent via your SAIG mailbox.
 - Resolution of any discrepancies and documentation of any outstanding timing issues.
2. Ensure that all drawdowns and refunds of cash are accounted for and applied to the correct program and award year.
3. Ensure that all batches have been sent to and accepted by the COD System, all disbursements and adjustments are accurately reflected on the COD System, and all responses are imported into the school's system.
4. Ensure that all unbooked loans are booked or inactivated (reduced to \$0).
5. Resolve all outstanding rejected records.
6. Return all refunds of cash. All refunds for Direct Loans must be returned via G5.
7. Request any remaining funds owed to the school based on actual disbursements accepted by the COD System.

There are numerous tools available to assist schools in reconciliation and closeout efforts. These tools include:

- School account statement (SAS)
- SAS disbursement detail on demand (requested via the batch/report requests/new report requests links on the COD website)
- School monitoring report
- Direct Loan booking warning report
- Pending disbursement listing
- Actual disbursement list
- G5 website and reports
- COD website (particularly the school summary financial information, funding information, cash activity, refunds of cash, and action queue screens)
- EDExpress software/SAS compare program
- COD customer service representative/reconciliation specialist assistance

Please note that the Department publishes various electronic announcements each year on FSA's Knowledge Center to assist schools with Direct Loan reconciliation and closeout. The most recent announcement regarding Direct Loan Program Reconciliation was published on [December 29, 2022](#).