

2023–24 FAFSA® Form on StudentAid.gov Preview Presentation

September 2022

Topics

[Overview](#)

[FAFSA® Home and Log In Views](#)

[Dependent Student With Parental Data View](#)

[Independent Student and IRS DRT Flow View](#)

[My FAFSA® View](#)

[Start a 2023-24 FAFSA® Form](#)

[Renew My FAFSA® Form](#)

[Continue or Start Over](#)

[Action Required](#)

[Application Processed Successfully](#)

[*Student Aid Report \(SAR\) View*](#)

[User Account Management](#)

[FAFSA® Corrections View](#)

[Auto-Zero EFC \(Skipping the Remaining Financial Questions\) View](#)

[Special Circumstances and Special Circumstances With Unsubsidized Loan Only Views](#)

[Homelessness Circumstances View](#)

[Additional Resources](#)

Overview

- The 2023–24 *Free Application for Federal Student Aid* (FAFSA) preview presentation provides screenshots that financial aid professionals, mentors, and counselors can use as a guide for the 2023–24 web application. The screenshots and information provided can be used to create/modify presentations for professional trainings and high school nights.
- The screenshots are intended to show what the FAFSA® form will look like and a majority of the questions displayed on the FAFSA® form; however, most applicants and/or parents are unlikely to need to answer all the questions when completing the form.
- The 2023–24 version of the FAFSA® form will be available for applicants to use on Oct. 1, 2022.
- The 2023–24 web demonstration site will be available on Sept. 25, 2022.

Overview (Continued, Part 2)

The following are key features of the FAFSA® form on StudentAid.gov:

- Students and parents may begin, complete, and submit a new or renewal FAFSA® form for the 2023–24 FAFSA® processing cycle.
- Eligible students and parents may use the IRS Data Retrieval Tool (IRS DRT) to electronically transfer federal tax return information into a FAFSA® form.
- Students and parents may be eligible to transfer their FAFSA® information into a state aid application. Participating states include Iowa, Minnesota, Mississippi, New York, Pennsylvania, and Vermont.
- Parents that have multiple students who need to file an application may be eligible to transfer their FAFSA® information into a new application from the original student's confirmation page.
- Students are able to view additional information about the schools they selected on their FAFSA® form for easy comparison of schools.
- Students and parents can correct or update an application once it is processed.

Overview (Continued, Part 3)

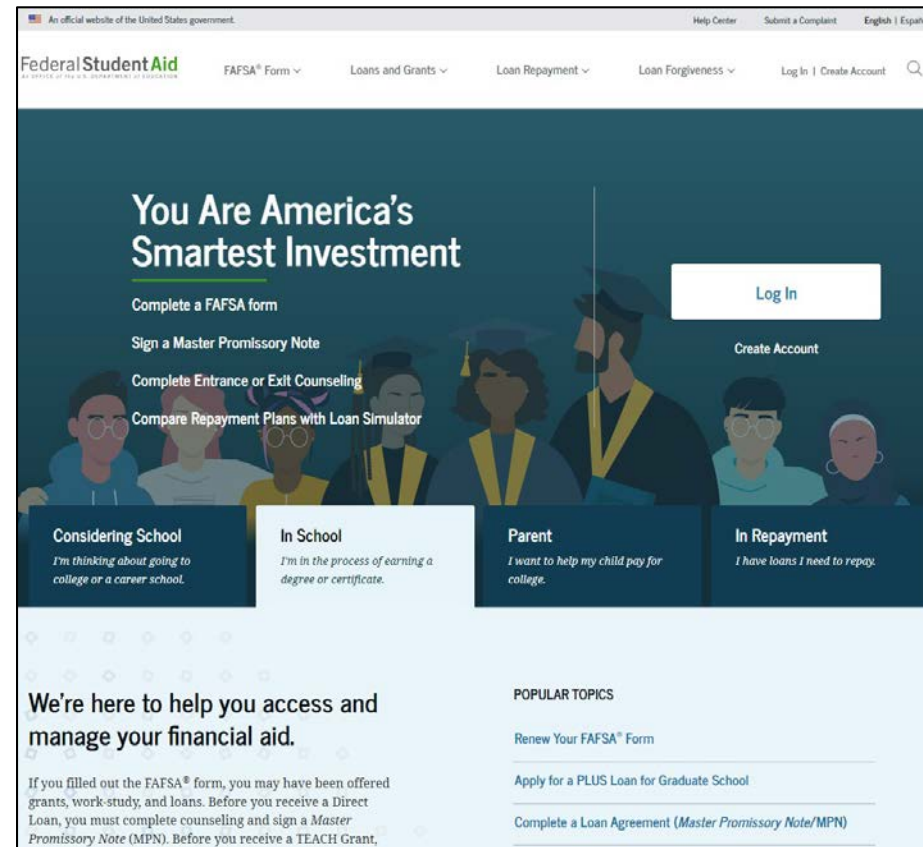
Major changes to the 2023–24 FAFSA® form include the following:

- Removal of Selective Service view
- Removal of drug conviction questions and worksheet
- Removal of associated help text, validation logic, edits, comments, and messaging related to Selective Service and drug conviction questions
- Addition of a demographic survey with questions related to gender, ethnicity, and race
 - an incarcerated student. If this is incorrect, contact the financial aid office at your school.

This slide highlights changes to the 2023–24 FAFSA® form. Selective Service and drug conviction questions no longer exist on the 2023–24 FAFSA® form due to the *FAFSA Simplification Act*. A demographic survey has been added. The user must select an answer to each question. If the user does not want to provide demographic information, they can select the “Decline to answer” option.

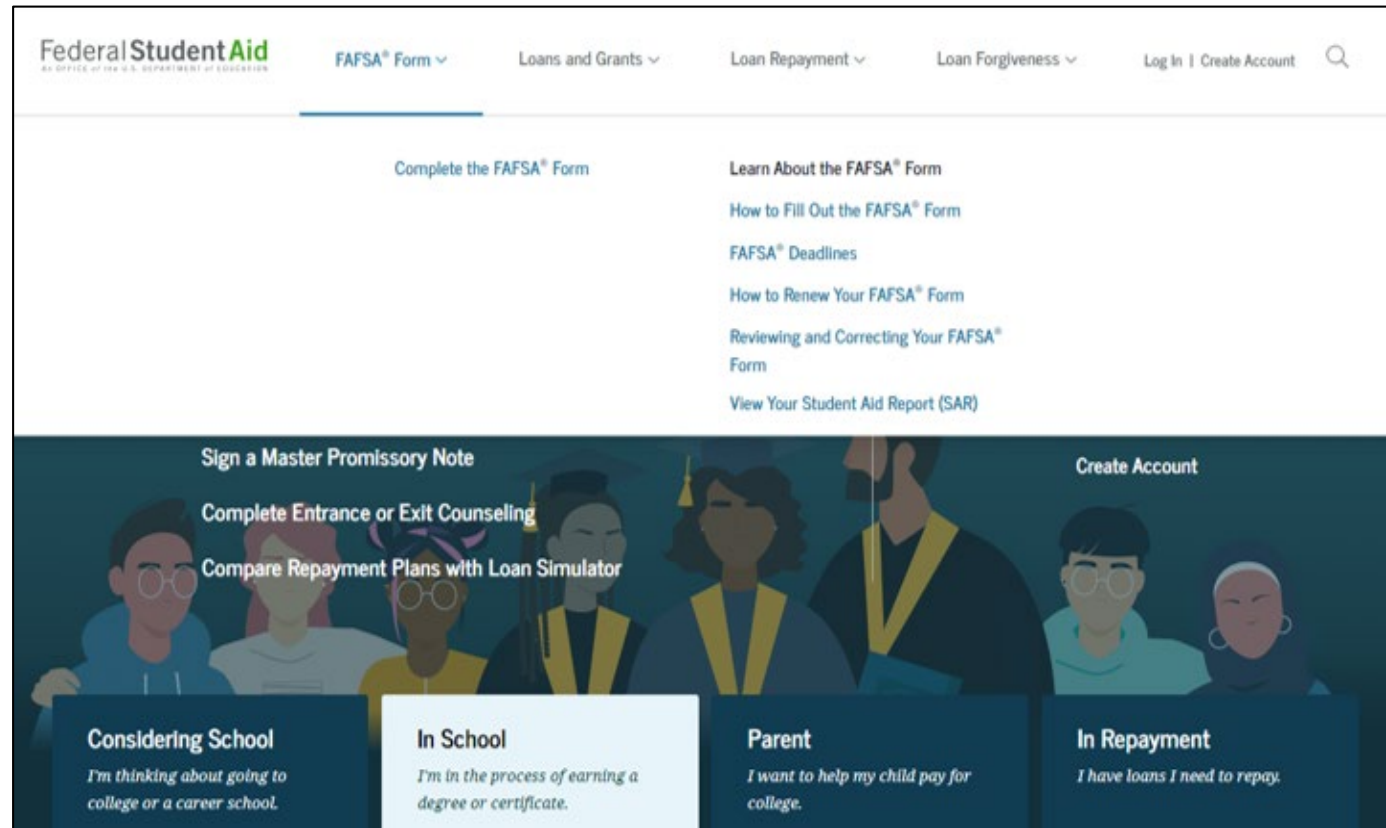
FAFSA[®] Home and Log In

StudentAid.gov Home



StudentAid.gov Home view

FAFSA® Form



FAFSA® Form header view

If the applicant is navigating to the FAFSA® form from the StudentAid.gov home page, select “FAFSA® Form” from the page header, then select “Complete the FAFSA® Form.”

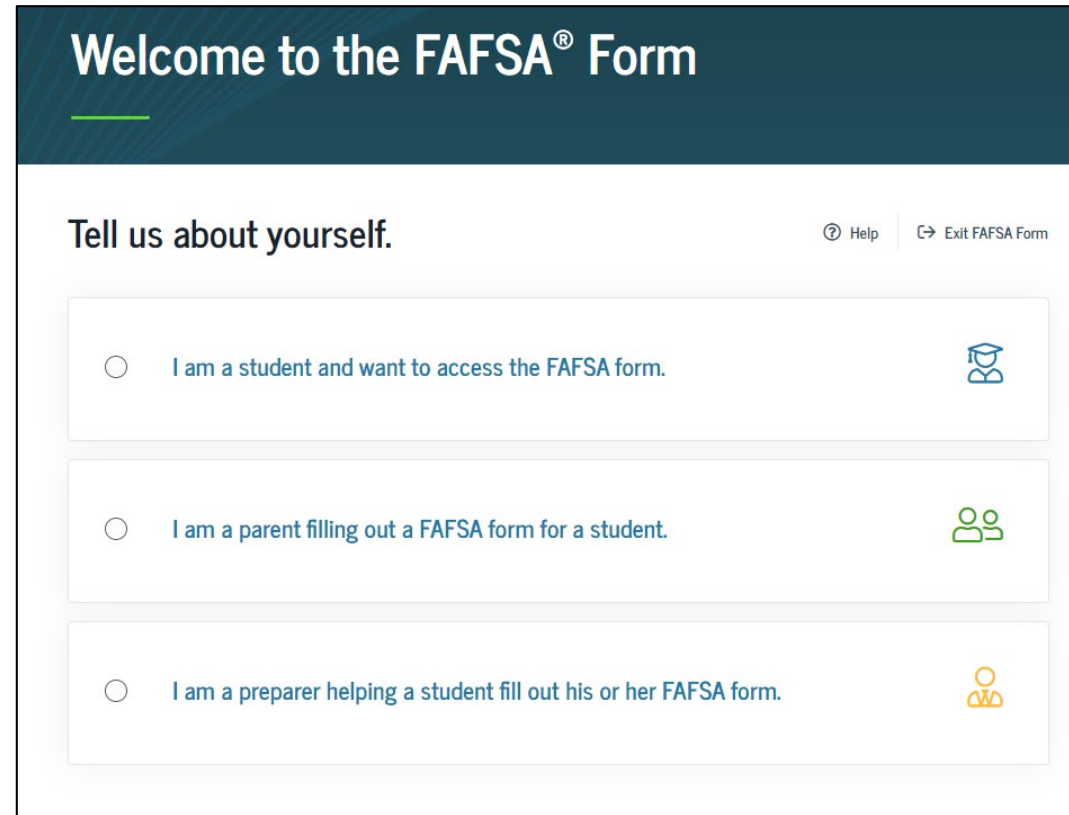
FAFSA® Form Landing Page



FAFSA® Form Landing Page view

The user may land on this page using a direct link to the FAFSA® form or selecting the "Complete the FAFSA® Form" link under the "FAFSA® Form" menu on the StudentAid.gov home page. The FAFSA® Form Landing Page directs new users to the "Start Here" button and returning users to the "Log In" button. For the purpose of this presentation, the applicant is beginning a new application.




Role Selection



The screenshot shows the 'Welcome to the FAFSA® Form' header in a dark blue bar. Below this is a white section titled 'Tell us about yourself.' with a 'Help' link and an 'Exit FAFSA Form' link. Three role selection options are listed, each with a radio button and an icon: 'I am a student and want to access the FAFSA form.' with a graduation cap icon, 'I am a parent filling out a FAFSA form for a student.' with a family icon, and 'I am a preparer helping a student fill out his or her FAFSA form.' with a person icon.

Welcome to the FAFSA® Form

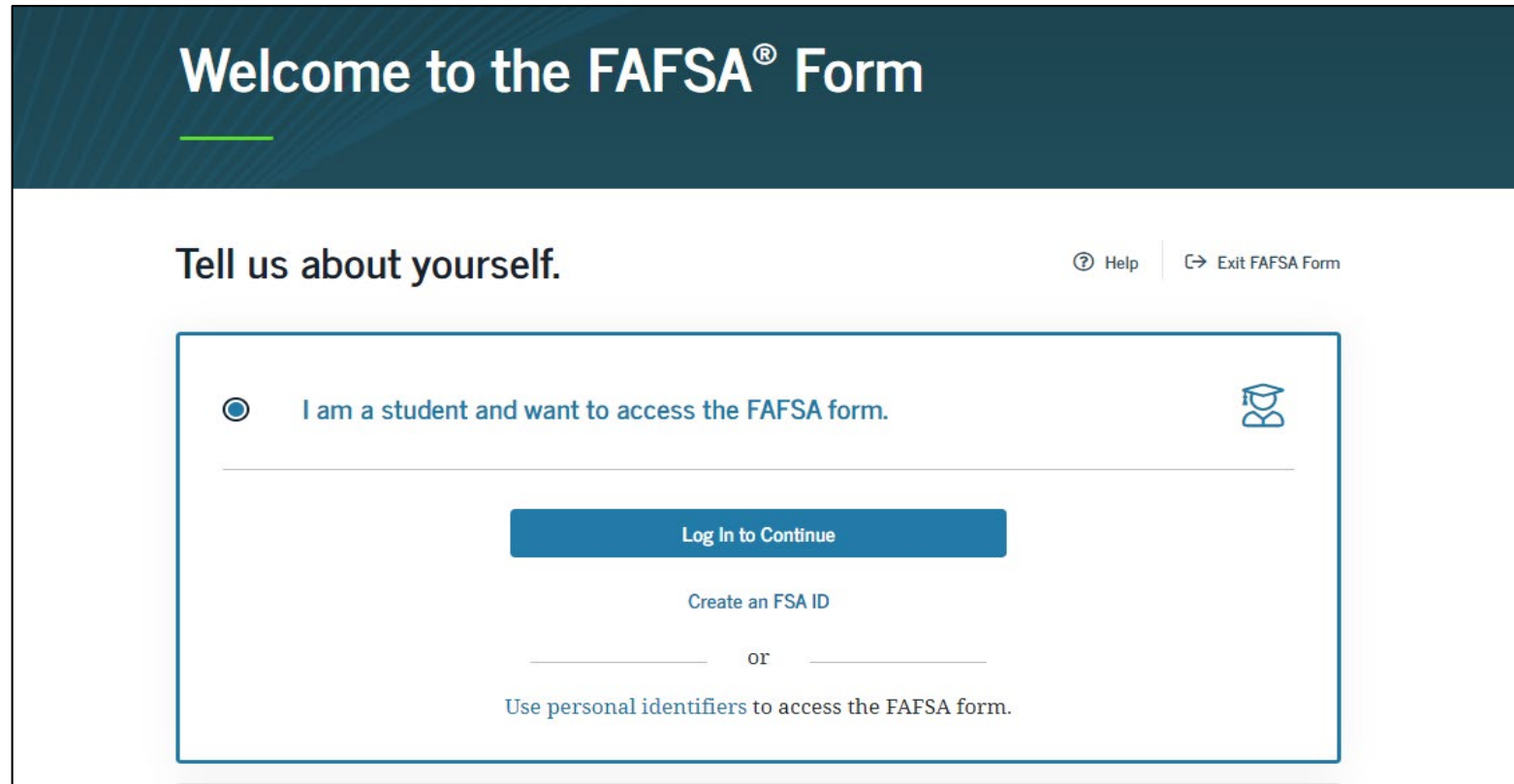
Tell us about yourself. [Help](#) [Exit FAFSA Form](#)

- ☐ I am a student and want to access the FAFSA form. 
- ☐ I am a parent filling out a FAFSA form for a student. 
- ☐ I am a preparer helping a student fill out his or her FAFSA form. 

Role Selection (1 of 3) view

The user can select the applicable role to fill out the FAFSA® form: student, parent of a student, or preparer helping a student.

Role Selection



The screenshot shows the 'Welcome to the FAFSA® Form' page. At the top, a dark blue header contains the title. Below it, a light gray section titled 'Tell us about yourself.' contains a radio button selection. The first option, 'I am a student and want to access the FAFSA form.', is selected and accompanied by a graduation cap icon. Below this selection is a blue 'Log In to Continue' button, followed by a link to 'Create an FSA ID'. A horizontal line with the word 'or' in the center separates this from the final instruction: 'Use personal identifiers to access the FAFSA form.' In the top right corner of the form area, there are links for 'Help' and 'Exit FAFSA Form'.

Welcome to the FAFSA® Form

Tell us about yourself.

☒ I am a student and want to access the FAFSA form.

[Help](#) | [Exit FAFSA Form](#)

[Log In to Continue](#)

[Create an FSA ID](#)

or

Use [personal identifiers](#) to access the FAFSA form.

Role Selection (2 of 3) view

For this presentation, the user selects the student role. The form asks the user to log in, create an FSA ID, or start the form with personal identifiers.

Role Selection

Enter your personal identifiers.

Your First Name

TestE

Your Full Last Name

Perez

Your Date of Birth

Month

Day

Year

02

05

2001

Your Social Security Number

•••-••-1467

SHOW SSN

If you, the student, do not have a Social Security number because you are a citizen of a trust territory and this is your first time filling out the FAFSA form, enter 666 in this field.

If you are a returning trust territory student who has previously submitted the FAFSA form, enter the entire 666 number we previously assigned to you.


[I am from a freely associated state](#)

Continue


Role Selection (3 of 3) view

The user selected to use personal identifiers (first name, last name, date of birth, and Social Security number) to access the FAFSA® form. Once the user enters their personal identifiers, they will select "Continue."

Log In



Log In 

FSA ID Username, Email, or Mobile Phone



[Forgot My Username](#)

Password

 [Show Password](#) 

[Forgot My Password](#)

Log In

or

[Create an Account](#)

Log In view

If the user selects the "Log In to Continue" button on the Roles page, the user is prompted to enter their FSA ID (account username and password). If the user doesn't have an FSA ID, the user can select "Create an Account" to create an FSA ID.

Get Started

Get Started

[Help](#)[Exit FAFSA Form](#)

Welcome to TestE's application!

Fill out your FAFSA form!
To receive federal student financial aid, you need to fill out a FAFSA form every school year. Let's get started.

For which school year are you applying for financial aid?

If you are applying for a summer session or just don't know which application to complete, check with the college you are planning to attend.

Which school year should I choose?

Start 2023–24 FAFSA Form

or

Start 2022–23 FAFSA Form

Get Started view

Once the user logs in, they are taken to the Get Started page. For the 2023-24 cycle year, the user must indicate for which school year they are applying for financial aid. In this scenario, the user selects “Start 2023-24 FAFSA® Form.”

Create save key

Start Student's 2023–24 FAFSA® Form

Create a save key.

The save key is for temporary use for you or your parent to return and complete this specific FAFSA form.

Create a Save Key

 Show ⓘ

Reenter Save Key

 Show ⓘ[Previous](#)[Continue](#)

Create save key view

User must create a save key in order to start their FAFSA® form. The save key is also used to return and complete their FAFSA® form.

Introduction

Introduction - 2023–24 FAFSA® Form

Let's get started!

Review the resources below to help complete your FAFSA form.

[Expand All](#)

| | |
|---|---|
| How can I get help completing my FAFSA® form? | ⌵ |
| How many steps does it take to complete my FAFSA® form? | ⌵ |
| How long will it take to complete my FAFSA® form? | ⌵ |
| Can I save my FAFSA® form if I can't finish it? | ⌵ |
| What documents do I need to complete the FAFSA® form? | ⌵ |
| How do I sign the FAFSA® form? | ⌵ |
| What is FAFSA web's security and privacy? | ⌵ |

[Continue](#)

Introduction view

If the user needs help completing their FAFSA® form, they can review the resources found on the Introduction page. The user can click on “Expand All” to review all the resources all at once or can click on the dropdown button to the right of each question to review that question’s respective resource.

Dependent Student with Parental Data

Personal Information for Student

The screenshot shows the 'Personal Information for Student' form, which is the first step in the 'Student Demographics' section. The form is part of a seven-step process: 1. Student Demographics, 2. School Selection, 3. Dependency Status, 4. Parent Demographics, 5. Parent Financials, 6. Student Financials, and 7. Sign & Submit. The current step is highlighted with a blue bar and a circled '1'.

STUDENT INFORMATION
Personal Information for Student

i Because the FAFSA® form belongs to the student, "you" and "your" always (unless otherwise noted) refer to the student.

Your Social Security Number
***-**-1467 ⓘ

Your First Name
TestE ⓘ

Your Middle Initial
ⓘ

Your Last Name
Perez ⓘ

Your Date of Birth
Month: 02 Day: 05 Year: 2001 ⓘ

Previous Continue

Personal Information for Student view

This is the first view for the "Student Demographics" section.

This is one of multiple pages on fafsa.gov that explains that "you" and "your" are referencing the student. Other pages where this messaging appears includes the "Search for High School," "Student Marital Status," "Parent Marital Status," and "Student Tax Filing Status."

Student Email and Phone

The screenshot shows the FAFSA application interface. At the top, a progress bar contains seven steps: 1. Student Demographics (highlighted in blue), 2. School Selection, 3. Dependency Status, 4. Parent Demographics, 5. Parent Financials, 6. Student Financials, and 7. Sign & Submit. Below the progress bar, the section is titled 'STUDENT INFORMATION' and 'Student Email and Phone'. It contains three input fields: 'Your Email Address' with the value '595011467@test.com', 'Reenter Your Email Address' with the same value, and 'Your Telephone Number' which is empty. Each field has a help icon (a question mark in a circle) to its right. At the bottom of the form are two buttons: 'Previous' and 'Continue'.

1 Student Demographics 2 School Selection 3 Dependency Status 4 Parent Demographics 5 Parent Financials 6 Student Financials 7 Sign & Submit

STUDENT INFORMATION

Student Email and Phone

Your Email Address

595011467@test.com ?

Reenter Your Email Address

595011467@test.com ?

Your Telephone Number

? ?

Previous Continue

Student Email and Phone view

It is beneficial for the student to include an email address on the FAFSA® form in order to receive important communications about the student's financial aid.

Student Address

1
Student Demographics

2
School Selection

3
Dependency Status

4
Parent Demographics

5
Parent Financials

6
Student Financials

7
Sign & Submit

STUDENT INFORMATION

Student Address

Your Permanent Mailing Address (include apt. number)

100 Main St

Your City (and country, if not U.S.)

Manchester

Your State

New Hampshire

Your ZIP Code

03245

Previous

Continue

Student Address

User enters their mailing address, city, state, and ZIP code.

Student Residency and Eligibility

1

2

3

4

5

6

7

Student Demographics

School Selection

Dependency Status

Parent Demographics

Parent Financials

Student Financials

Sign & Submit

STUDENT INFORMATION

Student Residency and Eligibility

Have you lived in New Hampshire for at least 5 years? ?

☒ Yes

☐ No

Are you a U.S. citizen?

Yes, I am a U.S. citizen (or U.S. national).

?

Previous

Continue

Student Residency and Eligibility

The user selects yes to both "Residency and Eligibility" questions.

Student Education

1
Student Demographics
2
School Selection
3
Dependency Status
4
Parent Demographics
5
Parent Financials
6
Student Financials
7
Sign & Submit

STUDENT INFORMATION
Student Education

What will your high school completion status be when you begin college in the 2023–24 school year?

High school diploma

What college degree or certificate will you be working on when you begin the 2023–24 school year?

1st bachelor's degree

Will you have your first bachelor's degree before you begin the 2023–24 school year?

☐ Yes
☒ No

What will your college grade level be when you begin the 2023–24 school year?

Never attended college/1st yr.

Are you interested in being considered for work-study?

☐ Yes
☒ No
☐ Don't know

Previous

Continue

Student Education

In this scenario, the user answers questions relating to their high school completion status, college degree they'll be working on, college grade level, and interested in being considered for work-study.

Student Driver's License

1

Student Demographics

2

School Selection

3

Dependency Status

4

Parent Demographics

5

Parent Financials

6

Student Financials

7

Sign & Submit

STUDENT INFORMATION

Student Driver's License

Your Driver's License Number (if you have one)

?

Your Driver's License State

New Hampshire

▼

?

Previous

Continue

Student Driver's License

The user may enter their driver's license number and state.

Student Foster Care and Parent Education Completion

1 Student Demographics 2 School Selection 3 Dependency Status 4 Parent Demographics 5 Parent Financials 6 Student Financials 7 Sign & Submit

STUDENT INFORMATION

Student Foster Care and Parent Education Completion

Are you a foster youth or were you in the foster care system at any time? ?

☐ Yes

☒ No

What's the highest school completed by Parent 1?

High school ?

What's the highest school completed by Parent 2?

College or beyond ?

Previous Continue

Student Foster Care and Parent Education Completion

The user answers questions if they were a foster youth or in foster care system anytime. The user also answers highest school completed by both parents.

Add Your High School

The screenshot shows the 'Add Your High School' step in the FAFSA application process. The top navigation bar includes seven steps: 1. Student Demographics (checked), 2. School Selection (active), 3. Dependency Status, 4. Parent Demographics, 5. Parent Financials, 6. Student Financials, and 7. Sign & Submit. The main heading is 'STUDENT INFORMATION Add Your High School'. Below this, there are three informational messages: a green success message 'Application was successfully saved.', and two blue informational messages. The first blue message states: 'Because the FAFSA® form belongs to the student, "you" and "your" always (unless otherwise noted) refer to the student.' The second blue message states: 'To add your high school to your application, select it from the list of results below and then select "Continue."' Below these messages is a form with three input fields: 'State / Province / Territory' (a dropdown menu showing 'District of Columbia' and a link 'My country is not listed.'), 'City - optional' (a text field with 'Washington'), and 'High School Name - optional' (a text field with 'Anacostia High School'). Each input field has a help icon. At the bottom of the form is a blue 'Search' button.

✓ Student Demographics 2 School Selection 3 Dependency Status 4 Parent Demographics 5 Parent Financials 6 Student Financials 7 Sign & Submit

STUDENT INFORMATION
Add Your High School

✓ Application was successfully saved.

i Because the FAFSA® form belongs to the student, "you" and "your" always (unless otherwise noted) refer to the student.

i To add your high school to your application, select it from the list of results below and then select "Continue."

State / Province / Territory
District of Columbia My country is not listed.

City - optional
Washington

High School Name - optional
Anacostia High School

Search

Add Your High School Manually view

The user enters their high school's full name, city, and state.

High School Search Results

Search Results 1 to 10 of 100

SORT BY:

Best Match

A-Z

| | |
|----------------------------------|---|
| <input checked="" type="radio"/> | Anacostia Hs Washington, DC |
| <input type="radio"/> | Academy for Ideal Education Middle/Hs Washington, DC |
| <input type="radio"/> | Ballou Hs Washington, DC |
| <input type="radio"/> | Ballou Stay Hs Washington, DC |
| <input type="radio"/> | Bard Hs Early College Dc (bard Dc) Washington, DC |
| <input type="radio"/> | Benjamin Banneker Hs Washington, DC |
| <input type="radio"/> | Capital City Pcs - Hs Washington, DC |
| <input type="radio"/> | Coolidge Hs Washington, DC |
| <input type="radio"/> | Dunbar Hs Washington, DC |
| <input type="radio"/> | E.L. Haynes Pcs - Hs Washington, DC |

< Previous

1

2

3

4

5

Next >

I can't find my school.

Previous

Continue

High School Search Results

The user searches the name of their high school and selects the correct high school.

Confirm Your High School

✓
Student Demographics

2
School Selection

3
Dependency Status

4
Parent Demographics

5
Parent Financials

6
Student Financials

7
Sign & Submit

STUDENT INFORMATION

Confirm Your High School

✓

Review the information below and then select "Continue" to add this school to your application.

i

Verify that the high school information you entered is correct, then select "Continue."

High School Information

HIGH SCHOOL NAME
Anacostia Hs

CITY
Washington

STATE
District of Columbia

Previous

Continue

Confirm Your High School view

The user confirms the high school information, then selects "Continue" to proceed to the next section.

College Search

The screenshot shows the 'College Search' step in the FAFSA application process. At the top, a progress bar indicates the current step (2) and previous steps (1-7). The main content area is titled 'STUDENT INFORMATION' and 'College Search'. It contains three informational messages: 1) A message stating that based on the information provided, the user may qualify for federal student aid and should continue through the application. 2) A message explaining that this is where to search for colleges to send FAFSA information, with a note to add up to 10 colleges at a time and a link to learn more. 3) A message instructing the user to complete the fields below to search for a college to add to their FAFSA form, with a link for search tips. Below these messages is a search form with two tabs: 'Search by School Name, City, State' (selected) and 'Search by Federal School Code'. The form includes three input fields: 'State' (a dropdown menu showing 'District of Columbia'), 'City - optional' (a text field showing 'Washington'), and 'School Name - optional' (a text field showing 'George Washington University'). Each field has a help icon. A blue 'Search' button is located at the bottom of the form. At the very bottom of the page, there is a 'Previous' button.

✓ 1 Student Demographics 2 **School Selection** 3 Dependency Status 4 Parent Demographics 5 Parent Financials 6 Student Financials 7 Sign & Submit

STUDENT INFORMATION

College Search

i TestE, based on the information you provided, we've determined that you may qualify for federal student aid. Continue through the application for us to determine how much aid you can receive.

i Here's where you'll search for the colleges to which you'd like to send your FAFSA® information. You can add up to 10 colleges at a time to your FAFSA form. [Learn what to do if you're applying to more than 10 colleges.](#)

Make sure you add ALL colleges you're interested in, even if you haven't applied or been accepted yet.

i Complete the fields below to search for a college to add to your FAFSA® form. [Need help refining your search? Try these search tips.](#)

Search by School Name, City, State Search by Federal School Code

State
District of Columbia ⓘ

City - optional
Washington ⓘ

School Name - optional
George Washington University ⓘ

Search

Previous

College Search view

The user searches the state, city, and college name.

College Search Results

| Search Results 1 to 10 of 11 | | SORT BY: Best Match A-Z | |
|-------------------------------------|---|---|--|
| <input checked="" type="checkbox"/> | George Washington University Federal School Code: 001444 Washington, DC View College Info | | |
| <input type="checkbox"/> | Georgetown University Federal School Code: 001445 Washington, DC View College Info | | |
| <input type="checkbox"/> | Educators of Beauty Federal School Code: E00784 Rockford, IL View College Info | | |
| <input type="checkbox"/> | Helena College University of Montana Federal School Code: 007570 Helena, MT View College Info | | |
| <input type="checkbox"/> | New York University Federal School Code: 002785 New York, NY View College Info | | |
| <input type="checkbox"/> | Texas A&M University-San Antonio Federal School Code: 042485 San Antonio, TX View College Info | | |
| <input type="checkbox"/> | Savannah College of Art & Design Federal School Code: 015022 Savannah, GA View College Info | | |
| <input type="checkbox"/> | University of Maryland, College Park Federal School Code: 002103 College Park, MD View College Info | | |

College Search Results view

The user selects the school in the search results.

State Colleges and Housing Info

Progress bar: 1 Student Demographics, 2 School Selection, 3 Dependency Status, 4 Parent Demographics, 5 Parent Financials, 6 Student Financials, 7 Sign & Submit

STUDENT INFORMATION

Selected Colleges and Housing Info

| | |
|----|---|
| ^ | George Washington University Federal School Code: 001444 Washington, DC View College Info |
| 01 | Housing Plan On Campus |
| v | Remove |

[+ Add More Schools](#)

[Compare All Schools](#)

[Previous](#) [Continue](#)

Selected Colleges and Housing Info view

The user can reorder schools on this page, which won't affect federal student aid but can affect state and school aid.

The user can select one of the following housing plans: On Campus, With Parent, or Off campus. The user selects “on campus” as their housing plan choice.

Student Marital Status

✓

Student Demographics

✓

School Selection

3

Dependency Status

4

Parent Demographics

5

Parent Financials

6

Student Financials

7

Sign & Submit

SCHOOL SELECTION

Student Marital Status

✓

Application was successfully saved.

i

Because the FAFSA[®] form belongs to the student, "you" and "your" always (unless otherwise noted) refer to the student.

What is your marital status as of today?

Single

▼

?

Previous

Continue

Student Marital Status view

This is the first page of the "Dependency Status" section. This view collects the student marital status information. The user selects single as their marital status.

Does the Student Have Dependents?

The screenshot shows a web form titled "Does the Student Have Dependents?". At the top, there is a progress bar with seven steps: 1. Student Demographics (checked), 2. School Selection (checked), 3. Dependency Status (active), 4. Parent Demographics, 5. Parent Financials, 6. Student Financials, and 7. Sign & Submit. The main content area is titled "STUDENT INFORMATION" and contains the question "Does the student have dependents?". Below this, there are two sections: "Dependent Children" and "Other Dependents". Each section has a question and two radio button options: "Yes" and "No". In both sections, the "No" option is selected. At the bottom of the form, there are two buttons: "Previous" and "Continue".

STUDENT INFORMATION

Does the student have dependents?

Dependent Children

Do you now have or will you have children who will receive more than half of their support from you between July 1, 2023, and June 30, 2024? ⓘ

☐ Yes

☒ No

Other Dependents

Do you have dependents (other than your children or spouse) who live with you and who receive more than half of their support from you, now and through June 30, 2024? ⓘ

☐ Yes

☒ No

[Previous](#) [Continue](#)

Does the Student Have Dependents View

This view collects information to determine the dependency status of the student. The user answers “no” to both questions listed.

Student Additional Dependency Questions

The screenshot shows the 'Dependency Status' step (3) of the FAFSA application. The navigation bar at the top includes: Student Demographics (checked), School Selection (checked), Dependency Status (3), Parent Demographics (4), Parent Financials (5), Student Financials (6), and Sign & Submit (7). The main heading is 'SCHOOL SELECTION Student Additional Dependency Questions'. Below this, a text block states: 'Answer the following questions to determine if you are required to provide information about your parents on your FAFSA® form. Select all that apply or "None of the above." (2)'. The form contains five checkboxes with the following questions:

- ☐ Are you currently serving on active duty in the U.S. armed forces for purposes other than training?
- ☐ Are you a veteran of the U.S. armed forces?
- ☐ At any time since you turned age 13, were both your parents deceased, were you in foster care, or were you a dependent or ward of the court?
- ☐ As determined by a court in your state of legal residence, are you or were you an emancipated minor?
- ☐ Does someone other than your parent or stepparent have legal guardianship of you, as determined by a court in your state of legal residence?

 The final option, ☒ None of the above, is selected. At the bottom, there are 'Previous' and 'Continue' buttons.

Student Additional Dependency Questions view

This view collects additional information to determine the student's dependency status. The user selects "None of the above."

Student Homelessness Filter Questions

The screenshot shows a multi-step application form. The top navigation bar includes seven steps: 1. Student Demographics (checked), 2. School Selection (checked), 3. Dependency Status (active), 4. Parent Demographics, 5. Parent Financials, 6. Student Financials, and 7. Sign & Submit. The main content area is titled 'STUDENT INFORMATION' and 'Student Homelessness Filter Question'. It contains a question about homelessness starting on or after July 1, 2022, with radio button options for 'Yes' and 'No'. The 'No' option is selected. At the bottom, there are 'Previous' and 'Continue' buttons.

✓ Student Demographics ✓ School Selection 3 Dependency Status 4 Parent Demographics 5 Parent Financials 6 Student Financials 7 Sign & Submit

STUDENT INFORMATION

Student Homelessness Filter Question

On or after July 1, 2022, were you homeless or were you self-supporting and at risk of being homeless? ?

☐ Yes

☒ No

[Previous](#) [Continue](#)

Student Homelessness Filter Question view

This view collects information to determine the dependency status of the student. The user selects “no” to the homelessness filter question.

Dependent Student Status

✓ Student Demographics ✓ School Selection 3 Dependency Status 4 Parent Demographics 5 Parent Financials 6 Student Financials 7 Sign & Submit

SCHOOL SELECTION

Dependent Student Status

Based on your answers to the dependency status questions, you are considered a **"dependent"** student. This means you must provide **parental** information. Select the "I will provide information about my parent(s)" option and select "Continue" to continue to "Parent Demographics" section.

If you have a special circumstance and are unable to provide parental information, under very limited circumstances, you may be able to submit your FAFSA® form without parental information. Select the "I am unable to provide information about my parent(s)" option and select "Continue" to get additional information. ?

☒ I will provide information about my parent(s).

☐ I am unable to provide information about my parent(s).

Previous Continue

Dependent Student Status view

This view displays if the student is considered a dependent student. If the user selects "I will provide information about my parent(s)" and "Continue," then they will continue to the "Parent Demographics" section. If the user selects "I am unable to provide information about my parent(s)" option and "Continue," the user will need to provide additional information.

Whose Information Should I Provide?

Student Demographics ✓ School Selection ✓ Dependency Status ✓ **4 Parent Demographics** 5 Parent Financials 6 Student Financials 7 Sign & Submit

PARENT INFORMATION

Whose Information Should I Provide?

✓ Application was successfully saved.

i For additional assistance determining what parent information to report on the FAFSA® form, refer to *Who's my Parent When Filling Out the FAFSA form?* fact sheet.

Since you have been identified as a dependent student, you will need to provide information about your parent(s). You must identify and report information about your parent(s) even if you don't live with him or her. Use the following criteria to determine whose information you should report in the "Parent Demographics" and "Parent Financials" sections of the FAFSA® form:

- ☐ My parents live together (married or unmarried).
- ☐ My parents are divorced or separated, and I live with one parent more than the other.
- ☐ My parents are divorced or separated, and I live with both parents equally.
- ☐ I was legally adopted.

[Previous](#) [Continue](#)

Whose Information Should I Provide view

This is first view of the "Parent Demographics" section and provides the user assistance to determine what parent information to report on the FAFSA® form.

Parent Marital Status

The screenshot shows the 'Parent Demographics' step (4) of the FAFSA application process. The navigation bar at the top includes: Student Demographics (checked), School Selection (checked), Dependency Status (checked), Parent Demographics (4), Parent Financials (5), Student Financials (6), and Sign & Submit (7). The main heading is 'PARENT INFORMATION' followed by 'Parent Marital Status'. An information box states: 'Because the FAFSA® form belongs to the student, "you" and "your" always (unless otherwise noted) refer to the student.' The question 'As of today, what is the marital status of your parents?' has a dropdown menu set to 'Married or remarried'. The question 'When did your parents get married or remarried?' has two input fields: 'Month' with '08' and 'Year' with '1994'. At the bottom are 'Previous' and 'Continue' buttons.

✓ Student Demographics ✓ School Selection ✓ Dependency Status 4 Parent Demographics 5 Parent Financials 6 Student Financials 7 Sign & Submit

PARENT INFORMATION

Parent Marital Status

i Because the FAFSA® form belongs to the student, "you" and "your" always (unless otherwise noted) refer to the student.

As of today, what is the marital status of your parents?

Married or remarried

When did your parents get married or remarried?

Month: 08 Year: 1994

Previous Continue

Parent Marital Status view

This view collects the parents' marital status information. The user selects "Married or remarried" and enters the month and year their parents were married or remarried.

Personal Information for First Parent

The screenshot displays the 'Parent Demographics' step (4) of the Federal Student Aid application. The top navigation bar shows steps 1 through 7: Student Demographics, School Selection, Dependency Status, Parent Demographics (4), Parent Financials (5), Student Financials (6), and Sign & Submit (7). The main content area is titled 'PARENT INFORMATION' and 'Enter Information for Your First Parent (father/mother/stepparent)'. It contains several input fields: 'Your Parent's Social Security Number' (masked as ***-**-7890 with a 'SHOW SSN' link), 'Your Parent's Last Name' (Walter), 'Your Parent's First Initial' (W), 'Your Parent's Date of Birth' (Month: 12, Day: 11, Year: 1970), 'Your Parents' Email Address' (willywalter56@yahoo.com), and 'Reenter Your Parents' Email Address' (willywalter56@yahoo.com). At the bottom, there are 'Previous' and 'Continue' buttons.

✓ Student Demographics ✓ School Selection ✓ Dependency Status 4 Parent Demographics 5 Parent Financials 6 Student Financials 7 Sign & Submit

PARENT INFORMATION

Enter Information for Your First Parent
(father/mother/stepparent)

Your Parent's Social Security Number

***-**-7890 SHOW SSN ⓘ

Your Parent's Last Name

Walter ⓘ

Your Parent's First Initial

W ⓘ

Your Parent's Date of Birth

Month Day Year

12 11 1970 ⓘ

Your Parents' Email Address

willywalter56@yahoo.com ⓘ

Reenter Your Parents' Email Address

willywalter56@yahoo.com ⓘ

Previous Continue

Personal Information for First Parent view

This view collects Parent 1's information (i.e., Social Security number, last name, first initial, date of birth, and email address).

Personal Information for Other Parent

✓

Student Demographics

✓

School Selection

✓

Dependency Status

4

Parent Demographics

5

Parent Financials

6

Student Financials

7

Sign & Submit

PARENT INFORMATION

Enter Information for Your Other Parent
(father/mother/stepparent)

Your Parent's Social Security Number

***-**-8463

SHOW SSN

?

Your Parent's Last Name

Brown

?

Your Parent's First Initial

V

?

Your Parent's Date of Birth

Month

Day

Year

11

30

1980

?

Previous

Continue

Personal Information for Your Other Parent view

This view collects the other parent's information (i.e., Social Security number, last name, first initial, and date of birth).

Parent State of Legal Residence

✓
Student Demographics

✓
School Selection

✓
Dependency Status

4
Parent Demographics

5
Parent Financials

6
Student Financials

7
Sign & Submit

PARENT INFORMATION

Parent State of Legal Residence

Have your parents lived in New Hampshire for at least 5 years? ?

☒ Yes

☐ No

Previous

Continue

Parent State of Legal Residence view

This view collects parents' state of legal residence information.

Enter Information for Your Parents' Dependents

The screenshot shows the 'Enter Information for Your Parents' Dependents' form, which is step 4 of a 7-step process. The steps are: 1. Student Demographics, 2. School Selection, 3. Dependency Status, 4. Parent Demographics (current step), 5. Parent Financials, 6. Student Financials, and 7. Sign & Submit. The form is titled 'PARENT INFORMATION' and 'Enter Information for Your Parents' Dependents'. A blue information bar states: 'Do not include yourself (the student)'. The first question is 'How many other dependent children do your parents have?'. It includes instructions: 'Include the other dependent children of your parents if they' and a bulleted list: 'will rely on your parents for more than half of their financial support between July 1, 2023 and June 30, 2024; or can answer "no" to every dependency status question on the FAFSA® form.' The input field contains the number '1'. The second question is 'How many other dependents do your parents have?'. It includes instructions: 'Include your parents' other dependents if they' and a bulleted list: 'now live with your parents, currently receive more than half of their support from your parents, and will continue to receive more than half of their financial support from your parents between July 1, 2023 and June 30, 2024.' The input field contains the number '1'. At the bottom, there are 'Previous' and 'Continue' buttons.

Student Demographics ✓ School Selection ✓ Dependency Status ✓ **4** Parent Demographics 5 Parent Financials 6 Student Financials 7 Sign & Submit

PARENT INFORMATION

Enter Information for Your Parents' Dependents

i Do not include yourself (the student).

How many other dependent children do your parents have?

Include the other dependent children of your parents if they

- will rely on your parents for more than half of their [financial support](#) between July 1, 2023 and June 30, 2024;
- or
- can answer "no" to every [dependency status](#) question on the FAFSA® form.

1 ?

How many other dependents do your parents have?

Include your parents' other dependents if they

- now live with your parents,
- currently receive more than half of their support from your parents,
- and
- will continue to receive more than half of their financial support from your parents between July 1, 2023 and June 30, 2024.

1 ?

Previous Continue

Enter Information for Your Parents' Dependents view

This view collects information about the parent's other dependents.

The parent has additional dependents.

Parent Household Information

✓

Student Demographics

✓

School Selection

✓

Dependency Status

4

Parent Demographics

5

Parent Financials

6


Student Financials

7

Sign & Submit

PARENT INFORMATION

Parent Household Information



Your household size is 5.

| | | | |
|------|---------------|---|-------------------------------------|
| You: | Your Parents: | Other Dependent Children of Your Parent(s): | Other Dependents of Your Parent(s): |
| 1 | 2 | 1 | 1 |

Number in College

Out of the 3 dependents in your parents' household (as shown above), how many will be college students between July 1, 2023 and June 30, 2024? **DO NOT include your parents, but DO include yourself** and other members of the household.

Previous

Continue

Parent Household Information view

Household size is calculated based on previous answers. The applicant will enter the number of household members in college, including himself or herself.

Parent Tax Filing Status

✓

Student Demographics

✓

School Selection

✓

Dependency Status

✓

Parent Demographics

5

Parent Financials

6

Student Financials

7

Sign & Submit

PARENT INFORMATION

Parent Tax Filing Status

For 2021, have your parents completed their IRS income tax return or another tax return?


Already completed

What type of income tax return did your parents file for 2021?

IRS Form 1040

For 2021, what is your parents' tax filing status according to their tax return?


Married—filed joint return



RECOMMENDED

IRS Data Retrieval Tool

Applying is faster and easier if your parents transfer their tax return information into this FAFSA® form with the IRS Data Retrieval Tool (DRT)!



For your protection, your tax return information will not display on the IRS website or on the FAFSA® form.

Previous

Skip IRS DRT and Complete Manually

Proceed to the IRS >

Parent Tax Filing Status view

This is the first view in the "Parent Financials" section. The user receives a message to determine if they would like to link to the IRS for the parents' financial information.

Parent Eligible for IRS DRT

✓
Student Demographics

✓
School Selection

✓
Dependency Status

✓
Parent Demographics

5
Parent Financials

6
Student Financials

7
Sign & Submit

PARENT INFORMATION

Parent Eligible for IRS DRT

Applying is faster and easier with the IRS Data Retrieval Tool (DRT)!

Based on your responses, we recommend that you, the parents, transfer your information from the IRS into this FAFSA form. The [IRS DRT](#) allows you to link to the IRS website and securely transfer original IRS tax return information into the FAFSA form.

If you use the IRS DRT, you may not have to provide additional IRS documentation later for the student to qualify for federal student aid.

No Thanks

Proceed to the IRS

Parent Eligible for IRS DRT view

This view displays prior to sending the user to the IRS website, informs the user that they are eligible to use the IRS DRT, and recommends that they use it to retrieve tax information.

Parent Log In to IRS Data Retrieval Tool

The screenshot shows a web interface for the Parent Log In to IRS Data Retrieval Tool. At the top, there is a progress bar with seven steps: Student Demographics, School Selection, Dependency Status, Parent Demographics, Parent Financials (current step, marked with a blue circle and the number 5), Student Financials, and Sign & Submit. Below the progress bar, the heading "PARENT INFORMATION" is followed by "Parent Log In to IRS Data Retrieval Tool". A light blue information box contains an icon and text: "To use the IRS Data Retrieval Tool (DRT), have the parent listed in the FAFSA® form enter his or her credentials below. Otherwise, skip the IRS DRT. If you have any questions or problems using this tool, view more information about the IRS DRT." Below this, the text "Provide parent FSA ID credentials." is followed by the question "Which parent are you?" with a help icon. Two radio button options are listed: "Q. Wallace (Parent 1)" (selected) and "Q. Walter (Parent 2)". At the bottom, there are two buttons: "Skip IRS DRT and Complete Manually" and "Continue".

Student Demographics ✓ School Selection ✓ Dependency Status ✓ Parent Demographics ✓ **Parent Financials 5** Student Financials 6 Sign & Submit 7

PARENT INFORMATION

Parent Log In to IRS Data Retrieval Tool

i To use the IRS Data Retrieval Tool (DRT), have the parent listed in the FAFSA® form enter his or her credentials below. Otherwise, skip the IRS DRT. If you have any questions or problems using this tool, [view more information about the IRS DRT](#).

Provide parent FSA ID credentials.

Which parent are you? ⓘ

☒ Q. Wallace (Parent 1)

☐ Q. Walter (Parent 2)

[Skip IRS DRT and Complete Manually](#) [Continue](#)

Parent Log in to IRS Data Retrieval Tool view

This view shows if the user decides to use the IRS Data Retrieval Tool. Additionally, this view only displays if the parent was not already authenticated.

Parent IRS Info

✓
Student Demographics

✓
School Selection

✓
Dependency Status

✓
Parent Demographics

5
Parent Financials

6
Student Financials

7
Sign & Submit

PARENT INFORMATION

Parent IRS Info

What was your parents' adjusted gross income for 2021?

This amount is found on IRS Form 1040—line 11.

\$

25,000

.00

?

[Calculate with Income Estimator](#)

Previous

Continue

Parent IRS Info view

If the parent is ineligible or decides not to use the IRS DRT, they will be required to enter the parents' financial information manually. Since the user opted to not use the IRS DRT, they must enter their parents' adjusted gross income for 2021.

Parent Income Work

✓
Student Demographics

✓
School Selection

✓
Dependency Status

✓
Parent Demographics

5
Parent Financials

6
Student Financials

7
Sign & Submit

PARENT INFORMATION

Parent Income from Work

How much did your Parent 1 (father/mother/stepparent) earn from working (wages, salaries, tips, etc.) in 2021?

This amount is your Parent 1 (father's/mother's/stepparent's) portion of IRS Form 1040—line 1 + Schedule 1, lines 3 + 6 + Box 14 (Code A) of Schedule K-1 (Form 1065).

| | | | |
|----|-------|-----|---|
| \$ | 5,500 | .00 | ? |
|----|-------|-----|---|

How much did your Parent 2 (father/mother/stepparent) earn from working (wages, salaries, tips, etc.) in 2021?

This amount is your Parent 2 (father's/mother's/stepparent's) portion of IRS Form 1040—line 1 + Schedule 1, lines 3 + 6 + Box 14 (Code A) of Schedule K-1 (Form 1065).

| | | | |
|----|--------|-----|---|
| \$ | 31,000 | .00 | ? |
|----|--------|-----|---|

Previous

Continue

Parent Income from Work view

This view collects the parents' income from work.

Parent Simplified Path Determination

The screenshot shows a multi-step application process. The top navigation bar includes seven steps: Student Demographics, School Selection, Dependency Status, Parent Demographics, Parent Financials (current step, marked with a blue circle and number 5), Student Financials, and Sign & Submit. The main content area is titled 'PARENT INFORMATION' and 'Parent Simplified Path Determination'. It contains a question about whether the user's parents filed a Schedule 1 on their IRS Form 1040. The question text is: 'You indicated that your parents filed an IRS Form 1040. Did your parents file a Schedule 1? Select **No** if your parents did not file a Schedule 1 or **only filed** a Schedule 1 to report: unemployment compensation, educator expenses, IRA deduction, student loan interest deduction, or Alaska Permanent Fund dividend. [Learn more about Schedule 1.](#) ?'. There are three radio button options: 'Yes', 'No' (which is selected), and 'Don't know'. At the bottom of the form, there are two buttons: 'Previous' and 'Continue'.

✓ Student Demographics ✓ School Selection ✓ Dependency Status ✓ Parent Demographics 5 Parent Financials 6 Student Financials 7 Sign & Submit

PARENT INFORMATION

Parent Simplified Path Determination

You indicated that your parents filed an IRS Form 1040. Did your parents file a Schedule 1? Select **No** if your parents did not file a Schedule 1 or **only filed** a Schedule 1 to report: unemployment compensation, educator expenses, IRA deduction, student loan interest deduction, or Alaska Permanent Fund dividend. [Learn more about Schedule 1.](#) ?

☐ Yes

☒ No

☐ Don't know

[Previous](#) [Continue](#)

Parent Simplified Path Determination view

This view collects the parent financial information used to determine if the student's application qualifies for simplified needs path. The user selects "no" because the parent didn't file a Schedule 1 or only filed a Schedule 1 to report the following: unemployment compensation, educator expenses, IRA deduction, student loan interest deduction, or Alaska Permanent Fund dividend.

Parent Skip Remaining Questions

✓ Student Demographics ✓ School Selection ✓ Dependency Status ✓ Parent Demographics **5** Parent Financials 6 Student Financials 7 Sign & Submit

PARENT INFORMATION

Parent Skip Remaining Questions?

Do you want to skip the remaining questions about your and your parents' income and assets? ?

☐ Yes

☒ No

[Previous](#) [Continue](#)

Parent Skip Remaining Questions view

The user has the option to select "No" or "Yes." If "yes" is selected, the user will be able to skip the remaining questions about the parents' income and assets.

The user selects "no" to answer the remaining questions about the parents' income and assets.

Parent Additional IRS Info

✓
Student Demographics

✓
School Selection

✓
Dependency Status

✓
Parent Demographics

5
Parent Financials

6
Student Financials

7
Sign & Submit

PARENT INFORMATION

Parent Additional IRS Info

Enter the amount of your parents' income tax for 2021.
This is the total amount of IRS Form 1040—line 22 minus Schedule 2—line 2. If negative, enter a zero here.

\$

4,500

.00

?

Previous

Continue

Parent Additional IRS Info view

The user enters the amount of the parents' income tax for 2021.

Parent Questions for Tax Filers Only

✓

✓

✓

✓

5

6

7

Student Demographics

School Selection

Dependency Status

Parent Demographics

Parent Financials

Student Financials

Sign & Submit

PARENT INFORMATION

Parent Questions for Tax Filers Only

Did your parents have any of the following items in 2021? Enter amounts for all that apply.

Combat pay or special combat pay. **This should be zero for enlisted persons and warrant officers** (including commissioned warrant officers) because combat pay is entirely nontaxable. Only enter taxable combat pay included in your parents' adjusted gross income.

\$ 0 .00 ⓘ

Student college grant and scholarship aid reported to the IRS in your parents' income. Includes AmeriCorps benefits (awards, living allowances, and interest accrual payments), as well as grant and scholarship portions of fellowships and assistantships.

\$ 0 .00 ⓘ

Education credits (*American Opportunity Tax Credit* or *Lifetime Learning Tax Credit*) from 1040 Schedule 3—line 3.

\$ 0 .00 ⓘ

Untaxed portions of IRA distributions and pensions from IRS Form 1040—(lines 4a + 5a) minus (lines 4b + 5b). **Exclude rollovers.** If negative, enter a zero here.

\$ 0 .00 ⓘ

IRA deductions and payments to self-employed SEP, SIMPLE, Keogh, and other qualified plans from IRS form 1040 Schedule 1—total of lines 16+20.

\$ 0 .00 ⓘ

Tax exempt interest income from IRS Form 1040—line 2a.

\$ 0 .00 ⓘ

Previous

Continue

Parent Questions for Tax Filers Only view

The user enters the following parent financial information: combat pay, or special combat pay; student college grant and scholarship aid reported to the IRS in the parents' income; education credits; untaxed portions of IRA distributions and pensions; IRA-deductions and payments to self-employed SEP, SIMPLE, Keogh, and other qualified plans; and tax-exempt interest income.

Parent Additional Financial Info

✓

Student Demographics

✓

School Selection

✓

Dependency Status

✓

Parent Demographics

5

Parent Financials

6

Student Financials

7

Sign & Submit

PARENT INFORMATION

Parent Additional Financial Info

Did your parents have any of the following items in 2021? Enter amounts for all that apply.

Child support your parents paid because of divorce or separation or as a result of a legal requirement. Don't include support for children in your parents' household.

\$

0

.00

?

Earnings from work under a Cooperative Education Program offered by a college.

\$

0

.00

?

Taxable earnings from need-based employment programs, such as Federal Work-Study and need-based employment portions of fellowships and assistantships.

\$

0

.00

?

Previous

Continue

Parent Additional Financial Info view

The user enters the following parent financial information: child support the parents paid, earning from working under a Cooperative Education Program, and taxable earnings from need-based employment programs.

Parent Untaxed Income

✓ Student Demographics

✓ School Selection

✓ Dependency Status

✓ Parent Demographics

5 Parent Financials

6 Student Financials

7 Sign & Submit

PARENT INFORMATION

Parent Untaxed Income

Did your parents have any of the following items in 2021? Enter amounts for all that apply.

Child support received for all children. Do not include foster care or adoption payments.

\$

0

.00

?

Housing, food, and other living allowances paid to members of the military, clergy, and others (including cash payments and cash value of benefits). Do not include the value of on-base military housing or the value of a basic military allowance for housing.

\$

0

.00

?

Payments to tax-deferred pension and retirement savings plans (paid directly or withheld from earnings), including, but not limited to, amounts reported on the W-2 Form in Boxes 12a through 12d, codes D, E, F, G, H, and S. **Don't include** amounts reported in code DD (employer contributions toward employee health benefits).

\$

0

.00

?

Veterans noneducation benefits such as Disability; Death Pension; or Dependency and Indemnity Compensation (DIC); and/or VA Educational Work-Study allowances.

\$

0

.00

?

Other untaxed income not reported, such as workers' compensation, disability benefits, etc.

\$

0

.00

?

Previous

Continue

Parent Untaxed Income view

The user enters the following parent financial information: child support received for all children; housing, food, and other living allowances paid to members of the military, clergy, and other; payments to tax deferred pension and retirement savings; veterans noneducation benefits; and other untaxed income not reported.

Parent Assets

FAFSA® Form

Student Demographics ✓ School Selection ✓ Dependency Status ✓ Parent Demographics ✓ **5 Parent Financials** 6 Student Financials 7 Sign & Submit

PARENT INFORMATION

Parent Assets

Do you want to skip questions about your father's assets? ⓘ

☐ Yes

☒ No

As of today, what is your father's total current balance of cash, savings, and checking accounts?

\$ 100 .00 ⓘ

As of today, what is the net worth of your father's investments, including real estate (not your father's home)?

\$ 295 .00 ⓘ

As of today, what is the net worth of your father's current businesses and/or investment farms? **Don't include** a family farm or family business with 100 or fewer full-time or full-time equivalent employees.

\$ 150 .00 ⓘ

[Previous](#) [Continue](#)

Parent Assets view

The user selects "no" to skip questions about the parents' assets (i.e., total balance of cash, savings, and checking accounts; net worth of the parents' investments; and net worth of the parents' current businesses and/or investment farms).

Student Tax Filing Status

✓

Student Demographics

✓

School Selection

✓

Dependency Status

✓

Parent Demographics

✓

Parent Financials

6

Student Financials

7

Sign & Submit

STUDENT INFORMATION

Student Tax Filing Status

✓

Application was successfully saved.

⚠

Attention!
 You must provide financial information from your **2021 tax return** on the following pages.

i

Because the FAFSA® form belongs to the student, “you” and “your” always (unless otherwise noted) refer to the student.

For 2021, have you completed your IRS income tax return or another tax return?

Already completed

ⓘ

What income tax return did you file for 2021?


IRS Form 1040

ⓘ

For 2021, what is your tax filing status according to your tax return?

Single

ⓘ



RECOMMENDED

IRS Data Retrieval Tool

Applying is faster and easier if you transfer your tax return information into this FAFSA® form with the IRS Data Retrieval Tool (DRT)!

🔒 For your protection, your tax return information will not display on the IRS website or on the FAFSA® form.

Previous

Skip IRS DRT and Complete Manually

Proceed to the IRS >

Student Tax Filing Status view

The user can choose to link to the IRS Data Retrieval Tool (DRT) if the student is eligible.

Student Eligible for IRS Data Retrieval Tool (DRT)

The screenshot shows a progress bar at the top with seven steps: Student Demographics, School Selection, Dependency Status, Parent Demographics, Parent Financials, Student Financials (highlighted with a blue circle and the number 6), and Sign & Submit (with a circle and the number 7). Below the progress bar, the text 'STUDENT INFORMATION' is followed by the heading 'Student Eligible for IRS Data Retrieval Tool (DRT)'. The main content area contains the following text: 'Applying is faster and easier with the IRS DRT!', 'Based on your responses, we recommend that you transfer your information from the IRS into this FAFSA form. The IRS DRT allows you to link to the IRS website and securely transfer original IRS tax return information into your FAFSA form.', and 'If you use the IRS DRT, you may not have to provide additional IRS documentation later to qualify for federal student aid.' At the bottom right, there are two buttons: 'No Thanks' and 'Proceed to the IRS'.

✓ Student Demographics ✓ School Selection ✓ Dependency Status ✓ Parent Demographics ✓ Parent Financials 6 Student Financials 7 Sign & Submit

STUDENT INFORMATION

Student Eligible for IRS Data Retrieval Tool (DRT)

Applying is faster and easier with the IRS DRT!

Based on your responses, we recommend that you transfer your information from the IRS into this FAFSA form. The [IRS DRT](#) allows you to link to the IRS website and securely transfer original IRS tax return information into your FAFSA form.

If you use the IRS DRT, you may not have to provide additional IRS documentation later to qualify for federal student aid.

No Thanks Proceed to the IRS

Student Eligible for IRS Data Retrieval Tool (DRT) view

This view displays prior to sending the user to the IRS website, informs the user that the student is eligible to use the IRS DRT, and recommends that they use it to retrieve tax information.

Student IRS Info

✓
Student Demographics

✓
School Selection

✓
Dependency Status

✓
Parent Demographics

✓
Parent Financials

6
Student Financials

7
Sign & Submit

STUDENT INFORMATION

Student IRS Info

What was your adjusted gross income for 2021?
This amount is found on IRS Form 1040—line 11.

\$

10,000

.00

?

[Calculate with Income Estimator](#)

Previous

Continue

Student IRS Info view

If the student is ineligible or decides not to use the IRS DRT, they will be required to enter the student's financial information manually.

The user enters the student's adjusted gross income for 2021.

Student Income from Work

✓
Student Demographics

✓
School Selection

✓
Dependency Status

✓
Parent Demographics

✓
Parent Financials

6
Student Financials

7
Sign & Submit

STUDENT INFORMATION

Student Income from Work

How much did you earn from working (wages, salaries, tips, etc.) in 2021?

This amount is the total of IRS Form 1040—line 1 + Schedule 1, lines 3 + 6 + Box 14 (Code A) of Schedule K-1 (Form 1065).

\$

5,500

.00

?

Previous

Continue

Student Income From Work view

The users enters the amount the student earned from working in 2021.

Student Additional IRS Info

✓
Student Demographics

✓
School Selection

✓
Dependency Status

✓
Parent Demographics

✓
Parent Financials

6
Student Financials

7
Sign & Submit

STUDENT INFORMATION

Student Additional IRS Info

Enter the amount of your income tax for 2021.
This is the total amount of IRS Form 1040—line 22 minus Schedule 2—line 2. If negative, enter a zero here.

\$ 7,000 .00 ?

Previous

Continue

Student Additional IRS Info view

The user enters the amount of the student's income tax for 2021.

Student Questions for Tax Filers Only

✓ Student Demographics

✓ School Selection

✓ Dependency Status

✓ Parent Demographics

✓ Parent Financials

6 Student Financials

7 Sign & Submit

STUDENT INFORMATION

Student Questions for Tax Filers Only

Did you have any of the following items in 2021? Enter amounts for all that apply.

Combat pay or special combat pay. **This should be zero for enlisted persons and warrant officers** (including commissioned warrant officers) because combat pay is entirely nontaxable. Only enter **taxable combat pay** included in your (and, if married, your spouse's) adjusted gross income.

\$ ⓘ

Student college grant and scholarship aid reported to the IRS in your income. Includes AmeriCorps benefits (awards, living allowances, and interest accrual payments), as well as grant and scholarship portions of fellowships and assistantships.

\$ ⓘ

Education credits (*American Opportunity Tax Credit* or *Lifetime Learning Tax Credit*) from IRS Form 1040 Schedule 3—line 3.

\$ ⓘ

Untaxed portions of IRA distributions and pensions from IRS Form 1040—(lines 4a + 5a) minus (lines 4b + 5b). **Exclude rollovers.** If negative, enter a zero.

\$ ⓘ

IRA deductions and payments to self-employed SEP, SIMPLE, Keogh, and other qualified plans from IRS Form 1040 Schedule 1—total of lines 16+20.

\$ ⓘ

Tax exempt interest income from IRS Form 1040—line 2a.

\$ ⓘ

PreviousContinue

Student Questions for Tax Filers Only view

The user enters the following student financial information: combat pay or special combat pay; student college grant and scholarship aid reported to the IRS in the student's income; education credits; untaxed portions of IRA distributions and pensions; IRA-deductions and payments to self-employed SEP, SIMPLE, Keogh, and other qualified plans; and tax-exempt interest income.

Student Additional Financial Info

✓
Student Demographics

✓
School Selection

✓
Dependency Status

✓
Parent Demographics

✓
Parent Financials

6
Student Financials

7
Sign & Submit

STUDENT INFORMATION

Student Additional Financial Info

Did you have any of the following items in 2021? Enter amounts for all that apply.

Child support you paid because of divorce or separation or as a result of a legal requirement. Don't include support for children in your household.

\$ 0 .00 ?

Earnings from work under a Cooperative Education Program offered by a college.

\$ 0 .00 ?

Taxable earnings from need-based employment programs, such as Federal Work-Study and need-based employment portions of fellowships and assistantships.

\$ 0 .00 ?

Previous

Continue

Student Additional Financial Info view

The user enters the following student financial information: child support the parents paid, earning from working under a Cooperative Education Program, and taxable earnings from need-based employment programs.

Student Untaxed Income

✓ Student Demographics

✓ School Selection

✓ Dependency Status

✓ Parent Demographics

✓ Parent Financials

6 Student Financials

7 Sign & Submit

STUDENT INFORMATION

Student Untaxed Income

Did you have any of the following items in 2021? Enter amounts for all that apply.

Child support received for all children. Do not include foster care or adoption payments.

\$.00 ⓘ

Housing, food, and other living allowances paid to members of the military, clergy, and others (including cash payments and cash value of benefits). Do not include the value of on-base military housing or the value of a basic military allowance for housing.

\$.00 ⓘ

Payments to tax-deferred pension and retirement savings plans (paid directly or withheld from earnings), including, but not limited to, amounts reported on the W-2 Form in Boxes 12a through 12d, codes D, E, F, G, H, and S. **Don't include** amounts reported in code DD (employer contributions toward employee health benefits).

\$.00 ⓘ

Veterans noneducation benefits such as Disability; Death Pension; or Dependency and Indemnity Compensation (DIC); and/or VA Educational Work-Study allowances.

\$.00 ⓘ

Other untaxed income not reported, such as workers' compensation, disability benefits, etc.

\$.00 ⓘ

Money received, or paid on your behalf (e.g., bills), not reported elsewhere on this form. This includes money that you received from a parent or other person whose financial information is not reported on this form and that is not part of a legal child support agreement.

\$.00 ⓘ

Previous Continue

Student Untaxed Income view

The user enters the following student financial information: child support received for all children; housing, food, and other living allowances paid to members of the military, clergy, and other; payments to tax deferred pension and retirement savings; veterans noneducation benefits; and other untaxed income not reported.

Student Assets

FAFSA® Form

Student Demographics ✓ School Selection ✓ Dependency Status ✓ Parent Demographics ✓ Parent Financials ✓ **Student Financials 6** Sign & Submit 7

STUDENT INFORMATION

Student Assets

Do you want to skip questions about your assets? ⓘ

☐ Yes

☒ No

As of today, what is your total current balance of cash, savings, and checking accounts?

\$ 90 .00 ⓘ

As of today, what is the net worth of your investments, including real estate (not your home)?

\$ 30 .00 ⓘ

As of today, what is the net worth of your current businesses and/or investment farms? **Don't include** a family farm or family business with 100 or fewer full-time or full-time equivalent employees.

\$ 45 .00 ⓘ

Previous Continue

Student Assets view

The user selects "no" to skip questions about the student's assets (i.e., total balance of cash, savings, and checking accounts; net worth of the student's investments; and net worth of the student's current businesses and/or investment farms).

FAFSA[®] Summary

The screenshot displays the FAFSA Summary page. At the top, there is a progress bar with seven sections: Student Demographics, School Selection, Dependency Status, Parent Demographics, Parent Financials, Student Financials, and Sign & Submit. The first six sections are marked with green checkmarks, while the 'Sign & Submit' section is highlighted with a blue circle containing the number 7. Below the progress bar, the text 'SIGN & SUBMIT' is displayed, followed by 'FAFSA[®] Summary'. A light blue information box contains an information icon and the text: 'You're not done yet! You still need to submit your FAFSA[®] form. After you print this page, select "Continue" to sign your FAFSA form.' At the bottom, a white box displays 'FAFSA Summary: 2023-24' and 'Student ID:0001 EX'.

| Section | Status |
|----------------------|-----------|
| Student Demographics | Completed |
| School Selection | Completed |
| Dependency Status | Completed |
| Parent Demographics | Completed |
| Parent Financials | Completed |
| Student Financials | Completed |
| Sign & Submit | 7 |

SIGN & SUBMIT

FAFSA[®] Summary

i You're not done yet!

You still need to submit your FAFSA[®] form. After you print this page, select "Continue" to sign your FAFSA form.

FAFSA Summary: 2023-24

Student ID:0001 EX

FAFSA[®] Summary (1 of 5) view

The FAFSA[®] Summary view displays what the user has provided in the FAFSA[®] form.

FAFSA® Summary

| SECTION 1 Student Demographics | |
|---|--|
| Student's Social Security Number (question 8) | ***-**-1467 |
| Student's First Name (question 2), Student's Middle Initial (question 3) | TestE |
| Student's Last Name (question 1) | Perez |
| Student's Date of Birth (question 9) | 02/05/2001 |
| Student's Email Address (question 13) | 595011467@test.com |
| Student's Telephone Number (question 10) | |
| Student's Permanent Mailing Address (question 4) | 100 Main St |
| Student's Permanent City (question 5) | Manchester |
| Student's Permanent State (question 6), Student's Permanent ZIP Code (question 7) | New Hampshire, 03245 |
| Has the student lived in state for at least five years? | Yes |
| Student's State of Legal Residence (question 18) | New Hampshire |
| Was the student a legal resident before January 1, 2018? (question 19) | Yes |
| Student's Legal Residence Date (question 20) | |
| Student's Citizenship Status (question 14) | Yes, I am a U.S. citizen (or U.S. national). |
| Student's Alien Registration Number (question 15) | |
| Has the student completed high school or an equivalent? (question 23) | High school diploma |
| Type of Degree/Certificate (question 27) | 1st bachelor's degree |

| | |
|---|--------------------------------|
| Did the student complete his or her first bachelor's degree before 2023–24 school year? (question 25) | No |
| Student's Grade Level in College in 2023–24 (question 26) | Never attended college/1st yr. |
| Is the student interested in Work-Study? (question 28) | No |
| Student's Driver's License Number (question 11) | |
| Student's Driver's License State (question 12) | New Hampshire |
| Is the student in foster care? | No |
| Parent 1 Educational Level (question 21) | High school |
| Parent 2 Educational Level (question 22) | College or beyond |

FAFSA® Summary (2 of 5) view – Student Demographics

This view displays after the student fills out the FAFSA® form.

FAFSA® Summary

| SECTION 2 School Selection | |
|---|------------------------------|
| Student's High School Name (question 24) | Anacostia Hs |
| Student's High School City (question 24) | Washington |
| Student's High School State (question 24) | District of Columbia |
| First College (question 98a) | George Washington University |
| First Housing Plans (question 98b) | On Campus |
| Second College (question 98c) | |
| Second Housing Plans (question 98d) | |
| Third College (question 98e) | |
| Third Housing Plans (question 98f) | |
| Fourth College (question 98g) | |
| Fourth Housing Plans (question 98h) | |
| Fifth College (question 98i) | |
| Fifth Housing Plans (question 98j) | |
| Sixth College (question 98k) | |
| Sixth Housing Plans (question 98l) | |
| Seventh College (question 98m) | |
| Seventh Housing Plans (question 98n) | |
| Eighth College (question 98o) | |
| Eighth Housing Plans (question 98p) | |
| Ninth College (question 98q) | |

| SECTION 3 Dependency Status | |
|---|--------|
| Student's Marital Status (question 16) | Single |
| Student's Marital Status Date (question 17) | |
| Does the student have children he or she supports? (question 47) | No |
| Does the student have dependents other than children or spouse? (question 48) | No |
| Is the student on active duty in U.S. armed forces? (question 45) | No |
| Is the student a veteran? (question 46) | No |
| Are the student's parents deceased? Is the student ward of court? Is the student in foster care? (question 49) | No |
| Is or was the student an emancipated minor? (question 50) | No |
| Is or was the student in legal guardianship? (question 51) | No |
| Is the student homeless or at risk of being homeless? | No |
| Is the student an unaccompanied homeless youth as determined by a high school homeless liaison? (question 52) | |
| Is the student an unaccompanied homeless youth as determined by the U.S. Department of Housing and Urban Development? (question 53) | |
| Is the student an unaccompanied homeless youth as determined by the director of a homeless youth center? (question 54) | |

FAFSA® Summary (3 of 5) view – School Selection and Dependency Status

This view displays after the student fills out the FAFSA® form.

FAFSA® Summary

| SECTION 4 Parent Demographics | |
|--|-------------------------|
| Parents' Marital Status (question 55) | Married or remarried |
| Parents' Marital Status Date (question 56) | 08/1994 |
| Parent 1 (Father's / Mother's / Stepparent's) Social Security Number (question 57) | ***-**-7890 |
| Parent 1 (Father's / Mother's / Stepparent's) Last Name (question 58) | Walter |
| Parent 1 (Father's / Mother's / Stepparent's) First Name Initial (question 59) | W |
| Parent 1 (Father's / Mother's / Stepparent's) Date of Birth (question 60) | 12/11/1970 |
| Parents' Email Address (question 65) | willywalters6@yahoo.com |
| Parent 2 (Father's / Mother's / Stepparent's) Social Security Number (question 61) | ***-**-8463 |
| Parent 2 (Father's / Mother's / Stepparent's) Last Name (question 62) | Brown |
| Parent 2 (Father's / Mother's / Stepparent's) First Name Initial (question 63) | V |
| Parent 2 (Father's / Mother's / Stepparent's) Date of Birth (question 64) | 11/30/1980 |
| Have the parents lived in state for at least five years? | Yes |
| Parents' State of Legal Residence (question 66) | New Hampshire |
| Were the parents legal residents before January 1, 2018? (question 67) | Yes |
| Parents' Legal Residence Date (question 68) | |
| Parents' Number of Family Members in 2023-24 (question 69) | 5 |
| Parents' Number in College in 2023-24 (Parents Excluded) (question 70) | 1 |

| SECTION 5 Parent Financials | |
|--|----------------------------|
| Have the parents filed 2021 income tax return? (question 76) | Already completed |
| Parents' Type of 2021 Tax Form Used (question 77) | IRS Form 1040 |
| Parents' 2021 Tax Return Filing Status (question 78) | Married—filed joint return |
| Parents' 2021 Adjusted Gross Income (question 81) | \$25,000 |
| Parent 1 (Father's/Mother's/Stepparent's) 2021 Income Earned from Work (question 83) | \$5,500 |
| Parent 2 (Father's/Mother's/Stepparent's) 2021 Income Earned from Work (question 84) | \$31,000 |
| Have the parents filed Schedule 1? (question 79) | No |
| Is the parent a dislocated worker? (question 80) | |
| Have the parents received Medicaid? (question 71) | |
| Have the parents received Supplemental Security Income? (question 71) | |
| Have the parents received Supplemental Nutrition Assistance Program (SNAP) benefits? (question 72) | |
| Have the parents received free or/reduced price lunches? (question 73) | |
| Have the parents received Temporary Assistance for Needy Families (TANF) benefits? (question 74) | |
| Have the parents received assistance from the Special Supplemental Nutrition Program for Women, Infants, and Children (WIC)? (question 75) | |
| Did the parent want to skip the remaining financial questions? | No |

| Parent Financials (continued) | |
|---|---------|
| Parents' 2021 U.S. Income Tax Paid (question 82) | \$4,500 |
| Parents' Taxable Combat Pay Reported in Adjusted Gross Income (question 88e) | \$0 |
| Parents' College Grant and Scholarship Aid Reported to IRS as Income (question 88d) | \$0 |
| Parents' Education Credits (question 88a) | \$0 |
| Parents' Untaxed Portions of IRA Distributions and Pensions (question 89e) | \$0 |
| Parents' Deductible Payments to IRA/Keogh/Other (question 89b) | \$0 |
| Parents' Tax Exempt Interest Income (question 89d) | \$0 |
| Parents' Child Support Paid (question 88b) | \$0 |
| Parents' Cooperative Education Earnings (question 88f) | \$0 |
| Parents' Taxable Earnings from Need-Based Employment Programs (question 88c) | \$0 |
| Parents' Child Support Received (question 89c) | \$0 |
| Parents' Housing, Food, and Living Allowances (question 89f) | \$0 |
| Parents' Payments to Tax-Deferred Pensions and Retirement Savings (question 89a) | \$0 |
| Parents' Veterans Noneducation Benefits (question 89g) | \$0 |
| Parents' Other Untaxed Income or Benefits (question 89b) | \$0 |
| Do you want to skip parents' assets questions? | No |
| Parents' Total of Cash, Savings, and Checking Accounts (question 85) | \$100 |
| Parents' Net Worth of Current Investments (question 86) | \$295 |
| Parents' Net Worth of Businesses/Investment Farms (question 87) | \$150 |

FAFSA® Summary (4 of 5) view – Parent Demographics and Parent Financials

This view displays after the student fills out the FAFSA® form.

FAFSA® Summary

| SECTION 6 Student Financials | |
|--|-------------------|
| Has the student filed 2021 income tax return? (question 29) | Already completed |
| Student's Type of 2021 Tax Form Used (question 27) | IRS Form 1040 |
| Student's 2021 Tax Return Filing Status (question 31) | Single |
| Student's 2021 Adjusted Gross Income (question 33) | \$10,000 |
| Student's 2021 Income Earned from Work (question 35) | \$5,500 |
| Student Financials (continued) | |
| Student's 2021 U.S. Income Tax Paid (question 34) | \$7,000 |
| Student's Taxable Combat Pay Reported in Adjusted Gross Income (question 40e) | \$0 |
| Student's College Grant and Scholarship Aid Reported to IRS as Income (question 40d) | \$0 |
| Student's Education Credits (question 40a) | \$0 |
| Student's Untaxed Portions of IRA Distributions and Pensions (question 41e) | \$0 |
| Student's Deductible Payments to IRA/Keogh/ Other (question 44b) | \$0 |
| Student's Tax Exempt Interest Income (question 41d) | \$0 |

| | |
|---|------|
| Student's Child Support Paid (question 40b) | \$0 |
| Student's Cooperative Education Earnings (question 40f) | \$0 |
| Student's Taxable Earnings from Need-Based Employment Programs (question 40c) | \$0 |
| Student's Child Support Received (question 41c) | \$0 |
| Student's Housing, Food, and Living Allowances (question 41f) | \$0 |
| Student's Payments to Tax-Deferred Pensions and Retirement Savings (question 41a) | \$0 |
| Student's Veterans Noneducation Benefits (question 41g) | \$0 |
| Student's Other Untaxed Income or Benefits (question 41h) | \$0 |
| Money Received or Paid on Student's Behalf (question 44i) | \$0 |
| Do you want to skip the student's asset questions? | No |
| Student's Total of Cash, Savings, and Checking Accounts (question 37) | \$90 |
| Student's Net Worth of Current Investments (question 38) | \$30 |
| Student's Net Worth of Businesses/ Investment Farms (question 42) | \$45 |

FAFSA® Summary (5 of 5) view – Student Financials and Sign and Submit

This view displays after the student fills out the FAFSA® form.

Demographic Survey

SIGN & SUBMIT

Before you sign and submit, please answer a few questions about the student.

i These questions don't affect aid eligibility.
Your answers to questions in this survey will not affect your eligibility for federal student aid and will not be used in any aid calculations.

What is your gender?

☐ Male

☒ Female

☐ Nonbinary

☐ Decline to answer

Are you transgender?

☐ Yes

☒ No

☐ Decline to answer

What is your ethnicity? *Choose all that apply.*

☐ Not Hispanic nor Latino origin

☐ Cuban descent

☐ Mexican, Mexican-American, or Chicano descent

☒ Puerto Rican descent

☐ Other Spanish, Hispanic, or Latino origin

☐ Decline to answer

What is your race? *Choose all that apply.*

☐ White

☐ Black or African American

☒ Asian

☐ Chinese

☐ Filipino

☐ Asian Indian

☐ Vietnamese

☐ Korean

☐ Japanese

☐ Other Asian origin

☐ American Indian or Alaska Native

☐ Native Hawaiian or Other Pacific Islander

☐ Decline to answer

[Previous](#) [Continue](#)

Demographic Survey view

The demographic survey is new for the 2023 –24 FAFSA® cycle and is only presented once per transaction. Before the user can sign and submit their FAFSA® form, they must respond to the survey.

Agreement of Terms

✓

Student Demographics

✓

School Selection

✓

Dependency Status

✓

Parent Demographics

✓

Parent Financials

6

Student Financials

7

Sign & Submit

SIGN & SUBMIT

Read Before Proceeding

✓

Application was successfully saved.

By signing this application electronically using your FSA ID (username and password) and/or any other credential or by signing a signature page and mailing it to us, YOU, THE STUDENT, certify that you

- will use federal and/or state student financial aid only to pay the cost of attending an institution of higher education,
- are not in default on a federal student loan or have made satisfactory arrangements to repay it,
- do not owe money back on a federal student grant or have made satisfactory arrangements to repay it,
- will notify your school if you default on a federal student loan, and
- will not receive a Federal Pell Grant from more than one school for the same period of time.

By signing this application electronically using your username and password, and/or any other credential or by signing a signature page and mailing it to us, you certify that all of the information you provided is true and complete to the best of your knowledge and you agree, if asked to provide

- information that will verify the accuracy of your completed form, and
- U.S. or state income tax forms that you filed or are required to file.

You also certify that you understand that the secretary of education has the authority to verify information reported on your application with the Internal Revenue Service and other federal agencies.

If you sign this application or any document related to the federal student aid programs electronically using a username and password, and/or any other credential, you certify that you are the person identified by the username and password, and/or any other credential and have not disclosed that username and password, and/or any other credential to anyone else. If you purposely give false or misleading information, you may be fined up to \$20,000, sent to prison, or both.

☒ I, TestE Perez, agree to the terms outlined above.

Previous

Continue

Agreement of Terms student view

This view is where the student acknowledges the certification statement.

Student Signature Options

Signature Options

Student signature for: **Perez**

Date of Birth: 02/05/2001 Social Security Number: -----1467

Other Options to Sign and Submit ⓘ

We recommend signing electronically with an FSA ID so you don't have to print and mail a signature page or return later to sign your FAFSA form. If you are unable to sign electronically, select another option:

☐ **Sign electronically with my FSA ID**
This is the fastest option. Selecting this option will return you to the "What is your (the student's) FSA ID?" question.

☐ **Print a signature page**
This option requires that you print and mail your signature page.

☒ **Submit without signatures**
This option allows you to submit your FAFSA form now without your signature, but you will need to return later to sign.

[Continue](#)

[Return to Signature Status](#)

Student Signature Options

The user indicates how they plan to sign the application and provide their signature from this view

Signature Status

SIGN & SUBMIT
Signature Status

i A parent must sign the FAFSA® form. If you're a parent, select "Provide Parent Signature" to sign your child's FAFSA form.

Note: If you're the student and your parent isn't present, select "Save FAFSA Form" and then "Exit FAFSA." Your parent should log in to the FAFSA form using the student's identifiers and the save key to sign and submit your FAFSA form.

Student Selected Signature Option

Unsigned

Last Name
Perez

Date of Birth
02/05/2001

Social Security Number
-----5141

Choose another way to sign.

Parent Signature Needed

Unsigned

Provide Parent Signature

Previous

Signature Status view

The student will need to sign. This view displays the signature status. The user can also submit the application from this view if all signatures have been captured.

Parent Signature Selections

The screenshot displays the 'Sign & Submit' step of the FAFSA application process. The top navigation bar shows seven steps: Student Demographics, School Selection, Dependency Status, Parent Demographics, Parent Financials, Student Financials, and Sign & Submit (the current step). The main heading is 'SIGN & SUBMIT' followed by the question 'Which parent are you?'. Below this, there are two side-by-side parent profiles. Each profile includes a person icon, a title ('Parent 1' or 'Parent 2'), an 'Unsigned' status indicator, and fields for Last Name, Date of Birth, and Social Security Number. At the bottom of each profile is a 'Provide Parent Signature' button with a signature icon. A 'Previous' button is located at the bottom left of the form area.

| Parent | Last Name | Date of Birth | Social Security Number |
|----------|-----------|---------------|------------------------|
| Parent 1 | Walter | 12/11/1970 |7890 |
| Parent 2 | Brown | 11/30/1980 |8463 |

Parent Signature Selection view

This view displays the option to indicate which parent is signing the application when more than parent provides information on the FAFSA® form. The user can see the parent information reported and select which parent will sign the FAFSA® form.

Agreement of Terms

SIGN & SUBMIT

Read Before Proceeding

By signing this application electronically using your FSA ID (username and password) and/or any other credential or by signing a signature page and mailing it to us, YOU, THE PARENT, certify that all of the information you provided is true and complete to the best of your knowledge and you agree, if asked to provide

1. information that will verify the accuracy of your completed form, and
2. U.S. or state income tax forms that you filed or are required to file.

You also certify that you understand that the secretary of education has the authority to verify information reported on your application with the Internal Revenue Service and other federal agencies.

If you sign this application or any document related to the federal student aid programs electronically using a username and password, and/or any other credential, you certify that you are the person identified by the username and password, and/or any other credential and have not disclosed that username and password, and/or any other credential to anyone else. If you purposely give false or misleading information, you may be fined up to \$20,000, sent to prison, or both.

☒ I, W. Walter, agree to the terms outlined above.

Previous

Continue

Agreement of Terms parent view

This view is where the parent acknowledges the certification statement.

Parent Signature Options

SIGN & SUBMIT

Signature Options

Parent Signature for: **Walter**

Date of Birth

Social Security Number

12/11/1970

-----7890

Enter the parent's FSA ID.

Do not enter the FSA ID if you are not the parent.

Parent's FSA ID Username, Email Address, or Mobile Number

[Forgot Username](#) | [Create an FSA ID](#)

Parent's FSA ID Password

[Show](#) [Forgot Password](#)

[Sign This FAFSA Form](#)

[Return to Signature Status](#)

[Other Options to Sign and Submit](#)

Parent Signature Options (1 of 2) view

In this view, the user can sign by providing their FSA ID or by clicking on “Other Options to Sign and Submit.” In this scenario, the user selects “Other Options to Sign and Submit.”

Parent Signature Options (Continued)

SIGN & SUBMIT

Signature Options

Parent Signature for: **Walter**

Date of Birth

Social Security Number

12/11/1970

.....7890

Other Options to Sign and Submit ?

We recommend signing electronically with an FSA ID so you don't have to print and mail a signature page or return later to sign this FAFSA form. If you are unable to sign electronically, select another option:

☐

Sign electronically with my FSA ID
This is the fastest option. Selecting this option will return you to the "What is your (the parent's) FSA ID?" question.

☐

Print a signature page
This option requires that you print and mail your signature page.

☒

Submit without signatures
This option allows you to submit this FAFSA form now without your signature, but you will need to return later to sign.

Continue

[Return to Signature Status](#)

Parent Signature Options (2 of 2) view

In this view, the user selects their desired signature option. In this scenario, the parent selects “Submit without signatures” then clicks “Continue.”

Sign and Submit

SIGN & SUBMIT
Signature Status

i You have chosen to submit your FAFSA® form without all required signatures. If you continue, your application won't be complete.

Your FAFSA form must be signed before your school can determine your eligibility for federal student aid. The fastest way to sign a FAFSA form is electronically using an FSA ID. Select "Choose Another Way to Sign" below to sign with an FSA ID. [Need help signing with your FSA ID?](#)

To submit without signature(s), select "Submit My FAFSA Form Now."

Student Selected Signature Option

Unsigned

Last Name
Perez

Date of Birth
02/05/2001

Social Security Number
-----1519

[Choose another way to sign.](#)

Parent Selected Signature Option

Unsigned

Last Name
Walter

Date of Birth
12/11/1970

Social Security Number
-----7890

[Choose another way to sign.](#)

[Sign as a Different Parent](#)

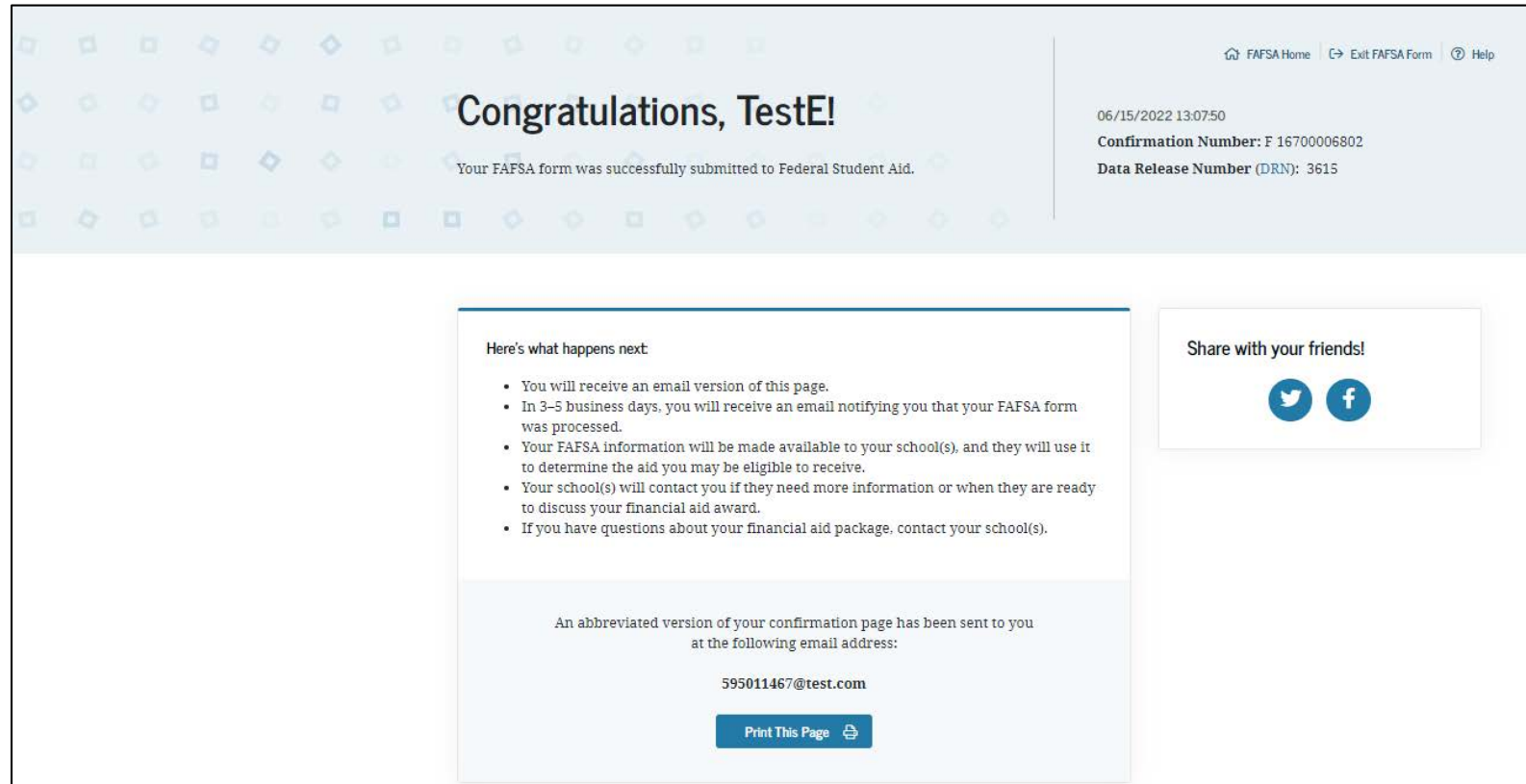
Previous

Submit My FAFSA Form Now

Sign and Submit view

After the parent has selected a signature option, they are returned to the Sign and Submit page. The “Submit My FAFSA® Form Now” button is now enabled. The user clicks this button to submit their FAFSA® form.

Confirmation Page



Confirmation Page view

The confirmation displays when the FAFSA® form is submitted successfully.

Independent Student and IRS DRT Flow

Personal Information for Student

1

2

3

4

5

6

7

Student Demographics

School Selection

Dependency Status

Parent Demographics

Parent Financials

Student Financials

Sign & Submit

STUDENT INFORMATION

Personal Information for Student

i

Because the FAFSA® form belongs to the student, "you" and "your" always (unless otherwise noted) refer to the student.

Your Social Security Number

***-**-1467

?

Your First Name

TestDDD

?

Your Middle Initial

?

Your Last Name

Anderson

?

Your Date of Birth

Month

Day

Year

07

17

1995

?

Previous

Continue

Personal Information for Student view

The user enters their first name, middle initial, last name, and date of birth.

Student Email and Phone

The screenshot shows a web form titled "Student Email and Phone" under the heading "STUDENT INFORMATION". At the top, there is a progress bar with seven steps: 1. Student Demographics (active), 2. School Selection, 3. Dependency Status, 4. Parent Demographics, 5. Parent Financials, 6. Student Financials, and 7. Sign & Submit. The form contains three input fields: "Your Email Address" with the value "595011467@test.com", "Reenter Your Email Address" with the value "595011467@test.com", and "Your Telephone Number" with the value "(309) 332-3212". Each input field has a small question mark icon to its right. At the bottom of the form, there are two buttons: "Previous" and "Continue".

1 Student Demographics 2 School Selection 3 Dependency Status 4 Parent Demographics 5 Parent Financials 6 Student Financials 7 Sign & Submit

STUDENT INFORMATION

Student Email and Phone

Your Email Address

595011467@test.com ?

Reenter Your Email Address

595011467@test.com ?

Your Telephone Number

(309) 332-3212 ?

Previous Continue

Student Email and Phone view

The user enters their email address and telephone number, then selects "Continue."

Student Address

1

2

3

4

5

6

7

Student Demographics

School Selection

Dependency Status

Parent Demographics

Parent Financials

Student Financials

Sign & Submit

STUDENT INFORMATION

Student Address

Your Permanent Mailing Address (include apt. number)

100 Main St

Your City (and country, if not U.S.)

Manchester

Your State

New Hampshire

Your ZIP Code

03245

Previous

Continue

Student Address view

The user enters their mailing address, city, state, and ZIP code.

Student Residency and Eligibility

1 Student Demographics 2 School Selection 3 Dependency Status 4 Parent Demographics 5 Parent Financials 6 Student Financials 7 Sign & Submit

STUDENT INFORMATION

Student Residency and Eligibility

Have you lived in New Hampshire for at least 5 years? ?

☒ Yes

☐ No

Are you a U.S. citizen?

Yes, I am a U.S. citizen (or U.S. national). ?

Previous Continue

Student Residency and Eligibility view

The user selects yes to both "Residency and Eligibility" questions.

Student Education

1
Student Demographics
2
School Selection
3
Dependency Status
4
Parent Demographics
5
Parent Financials
6
Student Financials
7
Sign & Submit

STUDENT INFORMATION
Student Education

What will your high school completion status be when you begin college in the 2023–24 school year?

High school diploma

What college degree or certificate will you be working on when you begin the 2023–24 school year?

1st bachelor's degree

Will you have your first bachelor's degree before you begin the 2023–24 school year?

☐ Yes
☒ No

What will your college grade level be when you begin the 2023–24 school year?

Never attended college/1st yr.

Are you interested in being considered for work-study?

☐ Yes
☒ No
☐ Don't know

Previous

Continue

Student Education view

The user answers questions related to their high school completion status, the college degree they'll be working on, their college grade level, and their interest in being considered for work-study.

Student Driver's License

1

Student Demographics

2

School Selection

3

Dependency Status

4

Parent Demographics

5

Parent Financials

6

Student Financials

7

Sign & Submit

STUDENT INFORMATION

Student Driver's License

Your Driver's License Number (if you have one)

Your Driver's License State

New York

?

Previous

Continue

Student Driver's License view

The user may enter their driver's license number and state.

Student Foster Care and Parent Education Completion

1

2

3

4

5

6

7

Student Demographics
School Selection
Dependency Status
Parent Demographics
Parent Financials
Student Financials
Sign & Submit

STUDENT INFORMATION

Student Foster Care and Parent Education Completion

Are you a foster youth or were you in the foster care system at any time? ?

☐ Yes
☒ No

What's the highest school completed by Parent 1?

College or beyond ?

What's the highest school completed by Parent 2?

College or beyond ?

Previous

Continue

Student Foster Care and Parent Education Completion view

The user answers if they were a foster youth or in foster care system anytime. The user also answers about the highest school completed by both parents.

Add Your High School

The screenshot shows the 'Add Your High School' step in the FAFSA application process. At the top, a progress bar indicates the current step (2) and previous steps (1, 3, 4, 5, 6, 7). The main heading is 'STUDENT INFORMATION Add Your High School'. Below this, there are three informational messages: a green success message 'Application was successfully saved.', and two blue informational messages. The first blue message states: 'Because the FAFSA® form belongs to the student, "you" and "your" always (unless otherwise noted) refer to the student.' The second blue message states: 'To add your high school to your application, select it from the list of results below and then select "Continue."' Below these messages is a form with three input fields: 'State / Province / Territory' (a dropdown menu showing 'Indiana'), 'City - optional' (a text box with 'Gary'), and 'High School Name - optional' (a text box with 'Benjamin Banneker Achievement Ctr'). A 'Search' button is located at the bottom of the form.

Student Demographics **2** School Selection 3 Dependency Status 4 Parent Demographics 5 Parent Financials 6 Student Financials 7 Sign & Submit

STUDENT INFORMATION
Add Your High School

✓ Application was successfully saved.

i Because the FAFSA® form belongs to the student, "you" and "your" always (unless otherwise noted) refer to the student.

i To add your high school to your application, select it from the list of results below and then select "Continue."

State / Province / Territory
Indiana My country is not listed.

City - optional
Gary

High School Name - optional
Benjamin Banneker Achievement Ctr

Search

Add Your High School Manually view

The user enters their high school's full name, city, and state.

High School Search Results

| | |
|----------------------------------|---|
| <input checked="" type="radio"/> | Benjamin Banneker Achievement Ctr Gary, IN |
| <input type="radio"/> | Calumet New Tech High School Gary, IN |
| <input type="radio"/> | Charter School of the Dunes Gary, IN |
| <input type="radio"/> | Chase Alternative School Gary, IN |
| <input type="radio"/> | Excel Center - Gary Gary, IN |
| <input type="radio"/> | Gary Career Center Gary, IN |
| <input type="radio"/> | Gary Lighthouse Charter School Gary, IN |

[< Previous](#) **1** [2](#) [3](#) [Next >](#)

I can't find my school.

[Previous](#) [Continue](#)

High School Search Results view

The user searches the name of their high school and selects the correct high school.

Confirm Your High School

The screenshot shows a multi-step application process. The top navigation bar includes seven steps: 1. Student Demographics (completed, marked with a green checkmark), 2. School Selection (current step, marked with a blue circle and number 2), 3. Dependency Status, 4. Parent Demographics, 5. Parent Financials, 6. Student Financials, and 7. Sign & Submit.

Below the navigation bar, the section is titled 'STUDENT INFORMATION' and 'Confirm Your High School'. There are two instructional boxes: a green one with a checkmark icon stating 'Review the information below and then select "Continue" to add this school to your application.', and a blue one with an information icon stating 'Verify that the high school information you entered is correct, then select "Continue."'. Below these, the 'High School Information' is displayed with the following details: HIGH SCHOOL NAME: Benjamin Banneker Achievement Ctr, CITY: Gary, and STATE: Indiana. At the bottom, there are two buttons: 'Previous' and 'Continue'.

Confirm Your High School view

The user confirms the high school information, then selects "Continue" to proceed to the next section.

College Search by Federal School Code

The screenshot displays the 'College Search' section within the 'School Selection' step of the FAFSA application process. The top navigation bar includes steps: 1. Student Demographics (checked), 2. School Selection (active), 3. Dependency Status, 4. Parent Demographics, 5. Parent Financials, 6. Student Financials, and 7. Sign & Submit.

STUDENT INFORMATION
College Search

i TesDDD, based on the information you provided, we've determined that you may qualify for federal student aid. Continue through the application for us to determine how much aid you can receive.

i Here's where you'll search for the colleges to which you'd like to send your FAFSA® information. You can add up to 10 colleges at a time to your FAFSA form. [Learn what to do if you're applying to more than 10 colleges.](#)
Make sure you add ALL colleges you're interested in, even if you haven't applied or been accepted yet.

i Enter the college's school code and select "Search."

Search by School Name, City, State | Search by Federal School Code

Federal School Code
003724 ⓘ

Search

Previous

College Search by Federal School Code view

The user can also search their college by entering the college's specific Federal School Code.

College Search Results

Search Results 1 to 1 of 1

SORT BY:

Best Match

A-Z

☐

Marymount University

Federal School Code: 003724 | Arlington, VA | [View College Info](#)

< Previous

1

Next >

Previous

Continue

College Search Results view

The user selects the school in the search results.

Selected Colleges and Housing Info

STUDENT INFORMATION

Selected Colleges and Housing Info

✓ Application was successfully saved.

| Order | School Name | Federal School Code | Location | Housing Plan | Actions |
|-------|----------------------|---------------------|---------------|--------------|---------|
| 01 | Marymount University | 003724 | Arlington, VA | On Campus | Remove |

+ Add More Schools

Compare All Schools

Previous Continue

Selected Colleges and Housing Info view

The user can reorder schools on this page, which won't affect federal student aid but can affect state and school aid.

The user can select one of the following housing plans: On Campus, With Parent, or Off campus. The user selects “on campus” as their housing plan choice.

Student Marital Status

The screenshot shows the 'Student Marital Status' form within the 'Dependency Status' section of the FAFSA application. The top navigation bar includes seven steps: Student Demographics (checked), School Selection (checked), Dependency Status (active, step 3), Parent Demographics (step 4), Parent Financials (step 5), Student Financials (step 6), and Sign & Submit (step 7). The main content area is titled 'SCHOOL SELECTION' and 'Student Marital Status'. It features a green success message: 'Application was successfully saved.' Below this is an information box stating: 'Because the FAFSA® form belongs to the student, "you" and "your" always (unless otherwise noted) refer to the student.' The primary question is 'What is your marital status as of today?', with a dropdown menu currently set to 'Single' and a help icon. At the bottom, there are 'Previous' and 'Continue' buttons.

Student Demographics ✓ School Selection ✓ **3** Dependency Status 4 Parent Demographics 5 Parent Financials 6 Student Financials 7 Sign & Submit

SCHOOL SELECTION

Student Marital Status

✓ Application was successfully saved.

i Because the FAFSA® form belongs to the student, "you" and "your" always (unless otherwise noted) refer to the student.

What is your marital status as of today?

Single

Previous Continue

Student Marital Status view

This is the first page of the "Dependency Status" section. This view collects the student's marital status information. The user selects single as their marital status.

Does the Student Have Dependents?

The screenshot shows a web form titled "Does the Student Have Dependents?". At the top, there is a progress bar with seven steps: 1. Student Demographics (checked), 2. School Selection (checked), 3. Dependency Status (active), 4. Parent Demographics, 5. Parent Financials, 6. Student Financials, and 7. Sign & Submit. The main content area is titled "STUDENT INFORMATION" and contains two sections. The first section, "Dependent Children", asks: "Do you now have or will you have children who will receive more than half of their support from you between July 1, 2023, and June 30, 2024?" with radio buttons for "Yes" and "No" (selected). The second section, "Other Dependents", asks: "Do you have dependents (other than your children or spouse) who live with you and who receive more than half of their support from you, now and through June 30, 2024?" with radio buttons for "Yes" and "No" (selected). At the bottom, there are "Previous" and "Continue" buttons.

Student Demographics ✓ School Selection ✓ **3 Dependency Status** 4 Parent Demographics 5 Parent Financials 6 Student Financials 7 Sign & Submit

STUDENT INFORMATION

Does the student have dependents?

Dependent Children

Do you now have or will you have children who will receive more than half of their support from you between July 1, 2023, and June 30, 2024? ⓘ

☐ Yes

☒ No

Other Dependents

Do you have dependents (other than your children or spouse) who live with you and who receive more than half of their support from you, now and through June 30, 2024? ⓘ

☐ Yes

☒ No

[Previous](#) [Continue](#)

Does the Student Have Dependents View

This view collects information to determine the dependency status of the student. The user answers “no” to both questions listed.

Independent Student Status

The screenshot shows a web form for 'Independent Student Status'. At the top is a progress bar with seven steps: 1. Student Demographics (checked), 2. School Selection (checked), 3. Dependency Status (active, circled in blue), 4. Parent Demographics, 5. Parent Financials, 6. Student Financials, and 7. Sign & Submit. The main content area is titled 'STUDENT INFORMATION' and 'Independent Student Status'. It contains the following text: 'You are considered an "independent" student. This means you are not required to answer questions about your parents.' followed by 'However, you may want to answer questions about your parents if' and a bulleted list: '• you are a law school or health profession student (such as a medical or nursing student), or' and '• your school requires parental information from all students.' Below this is the question 'Would you like to answer questions about your parents?' with a help icon. There are two radio button options: 'Yes' (unselected) and 'No' (selected). At the bottom are two buttons: 'Previous' and 'Continue'.

✓ Student Demographics ✓ School Selection 3 Dependency Status 4 Parent Demographics 5 Parent Financials 6 Student Financials 7 Sign & Submit

STUDENT INFORMATION

Independent Student Status

You are considered an **"independent"** student. This means you are not required to answer questions about your parents.

However, you may want to answer questions about your parents if

- you are a law school or health profession student (such as a medical or nursing student), or
- your school requires parental information from all students.

Would you like to answer questions about your parents? ?

☐ Yes

☒ No

[Previous](#) [Continue](#)

Independent Student Status view

This view displays if the student is considered an independent student. If the user selects "Yes" to answer questions about their parents, then they will continue to the "Parent Demographics" section. If the user selects "no," the user will continue to the "Student Financials" section.

Student Tax Filing Status

The screenshot shows the 'Student Tax Filing Status' section of the FAFSA application. At the top, a progress bar indicates the following steps: Student Demographics (checked), School Selection (checked), Dependency Status (checked), Parent Demographics (4), Parent Financials (5), Student Financials (6, currently active), and Sign & Submit (7). The main heading is 'STUDENT INFORMATION Student Tax Filing Status'. A green success message states 'Application was successfully saved.' Below this, an information icon and text note: 'Because the FAFSA® form belongs to the student, "you" and "your" always (unless otherwise noted) refer to the student.' Three dropdown menus follow: 'For 2021, have you completed your IRS income tax return or another tax return?' (set to 'Already completed'), 'What income tax return did you file for 2021?' (set to 'IRS Form 1040'), and 'For 2021, what is your tax filing status according to your tax return?' (set to 'Single'). A large box titled 'RECOMMENDED IRS Data Retrieval Tool' contains the text: 'Applying is faster and easier if you transfer your tax return information into this FAFSA® form with the IRS Data Retrieval Tool (DRT)!' and a warning: 'For your protection, your tax return information will not display on the IRS website or on the FAFSA® form.' At the bottom, there are three buttons: 'Previous', 'Skip IRS DRT and Complete Manually', and 'Proceed to the IRS >'.

Student Tax Filing Status view

The user can choose to link to the IRS by using the IRS Data Retrieval Tool, if the student is eligible.

Student Eligible for IRS Data Retrieval Tool (DRT)

The screenshot shows the progress bar at the top of the application with seven steps: 1. Student Demographics (checked), 2. School Selection (checked), 3. Dependency Status (checked), 4. Parent Demographics (circled), 5. Parent Financials (circled), 6. Student Financials (active, highlighted with a blue bar), and 7. Sign & Submit (circled). Below the progress bar, the text reads: 'STUDENT INFORMATION', 'Student Eligible for IRS Data Retrieval Tool (DRT)', 'Applying is faster and easier with the IRS DRT!', 'Based on your responses, we recommend that you transfer your information from the IRS into this FAFSA form. The IRS DRT allows you to link to the IRS website and securely transfer original IRS tax return information into your FAFSA form.', 'If you use the IRS DRT, you may not have to provide additional IRS documentation later to qualify for federal student aid.', and at the bottom, two buttons: 'No Thanks' and 'Proceed to the IRS'.

✓ Student Demographics ✓ School Selection ✓ Dependency Status ④ Parent Demographics ⑤ Parent Financials **6 Student Financials** ⑦ Sign & Submit

STUDENT INFORMATION

Student Eligible for IRS Data Retrieval Tool (DRT)

Applying is faster and easier with the IRS DRT!

Based on your responses, we recommend that you transfer your information from the IRS into this FAFSA form. The [IRS DRT](#) allows you to link to the IRS website and securely transfer original IRS tax return information into your FAFSA form.

If you use the IRS DRT, you may not have to provide additional IRS documentation later to qualify for federal student aid.

No Thanks **Proceed to the IRS**

Student Eligible for IRS Data Retrieval Tool (DRT) view

This view displays prior to sending the user to the IRS website, informs the user that the student is eligible to use the IRS DRT, and recommends that they use it to retrieve tax information. In this scenario, user proceeds to the IRS and did not provide parent info thus skipping to section 6 (Student Financials).

Student Leaving the FAFSA Form Message

The screenshot shows a progress bar at the top with seven steps: Student Demographics, School Selection, Dependency Status, Parent Demographics, Parent Financials, Student Financials (current step, marked with a blue circle and number 6), and Sign & Submit (marked with a circle and number 7). The main content area is titled 'STUDENT INFORMATION' and 'Student Leaving Your FAFSA® Form'. It contains three paragraphs of text explaining the process of leaving the form and transferring tax information to the IRS website. At the bottom, there are two buttons: 'Skip IRS DRT and Complete Manually' and 'Proceed to the IRS'.

✓ Student Demographics ✓ School Selection ✓ Dependency Status ✓ Parent Demographics ✓ Parent Financials 6 Student Financials 7 Sign & Submit

STUDENT INFORMATION

Student Leaving Your FAFSA® Form

You have entered answers to one or more income questions. Your FAFSA form will delete these responses and replace them with information contained in your tax return when you transfer your IRS tax information into this FAFSA form.

You are now leaving your FAFSA form and will be transferred to the IRS website to access your IRS tax information. Your FAFSA information will be saved.

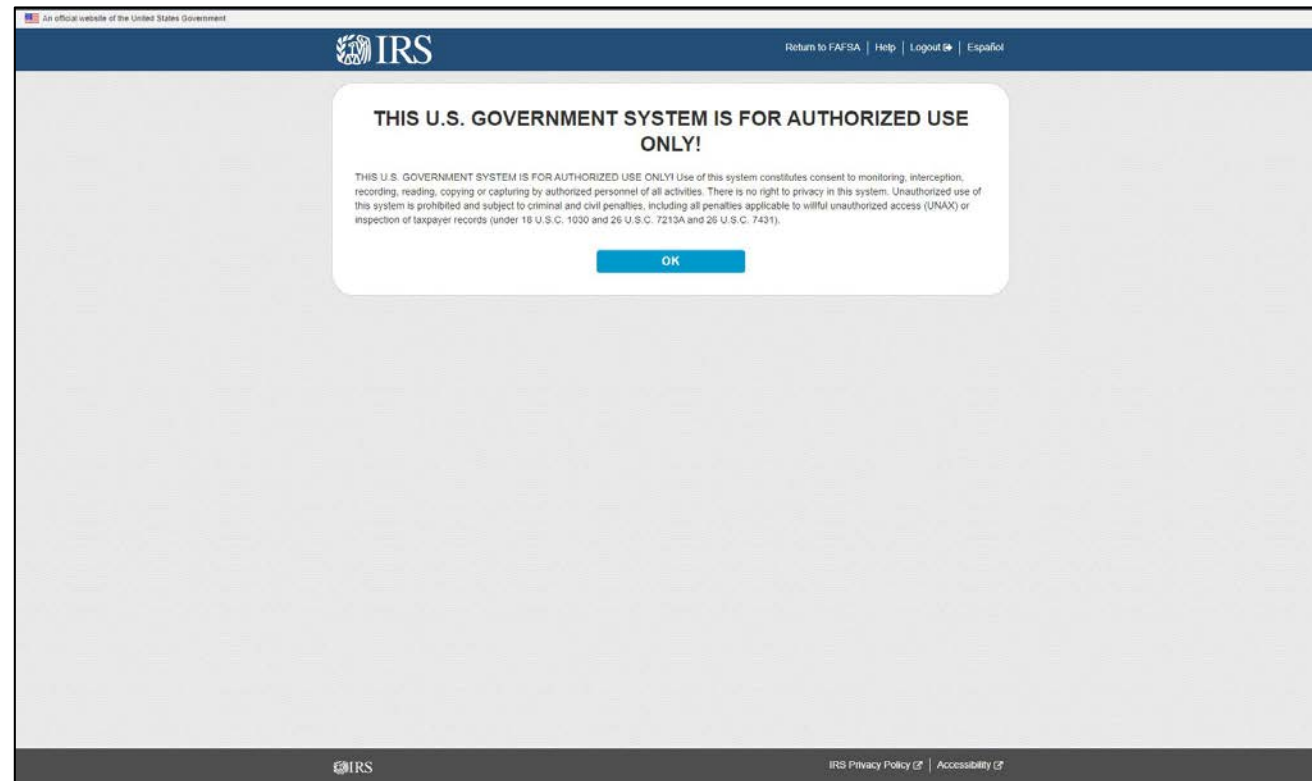
Your saved FAFSA form will automatically open either when you transfer your information from the IRS or choose to return to your FAFSA form from the IRS website. If you do not transfer your information or choose not to return to your FAFSA form from the IRS website, you will have to log in to open your saved FAFSA form.

Skip IRS DRT and Complete Manually Proceed to the IRS

Student Leaving the FAFSA® form Message view

This message displays prior to sending the user to the IRS website. This view informs the user that they are leaving the FAFSA® form and going to the IRS website to retrieve tax information. This only displays if the user chooses to use the IRS DRT.

IRS Website Disclaimer



IRS Website Disclaimer view

Upon selecting to link to the IRS, the user will be directed to the IRS disclaimer.

Get my Federal Income Tax Information

The screenshot shows the IRS 'Get My Federal Income Tax Information' form. The header includes the IRS logo and navigation links: 'Return to FAFSA', 'Help', 'Logout', and 'Español'. The main heading is 'Get My Federal Income Tax Information' with a link to the 'Privacy Notice'. Below this, it instructs the user to enter information from their 2021 Federal Income Tax Return. The form contains several fields: 'First Name' (prefilled with 'DEPENDENT'), 'Last Name' (prefilled with 'DATA43'), 'Social Security Number' (prefilled with '*** - ** - 2542'), 'Date of Birth' (prefilled with '01/01/1999'), 'Filing Status' (prefilled with 'Married-Filed Joint Return'), 'Street Address', and 'P.O. Box'. A note states 'All fields are required unless marked otherwise.' and another note says 'Must match your 2021 Federal Income Tax Return'.

IRS

Return to FAFSA | Help | Logout | Español

Get My Federal Income Tax Information

See our [Privacy Notice](#) regarding our request for your personal information.

Enter the following information from your 2021 Federal Income Tax Return. ⓘ

All fields are required unless marked otherwise.

First Name

DEPENDENT

Last Name

DATA43

Social Security Number

No input required

*** - ** - 2542

Date of Birth

MM/DD/YYYY

01/01/1999

Filing Status ⓘ

Married-Filed Joint Return

Street Address ⓘ

Must match your 2021 Federal Income Tax Return

P.O. Box ⓘ

Required if entered on your tax return

This screenshot shows a portion of the form, specifically the 'Apartment Number' and 'Country' fields. The 'Apartment Number' field is required if entered on the tax return. The 'Country' dropdown menu is set to 'United States'. Below these are fields for 'City, Town or Post Office', 'State / U.S. Territory' (set to 'Select One'), and 'ZIP Code'. A disclaimer states: 'By submitting this information, you certify that you are the person identified. Use of this system to access another person's information may result in civil and criminal penalties.' At the bottom are 'SUBMIT' and 'CANCEL' buttons, with a note to 'Select the button below to exit the IRS system and return to your FAFSA.'

Apartment Number

Required if entered on your tax return

Country

United States

City, Town or Post Office

State / U.S. Territory

Select One

ZIP Code

By submitting this information, you certify that you are the person identified. Use of this system to access another person's information may result in civil and criminal penalties.

SUBMIT


Select the button below to exit the IRS system and return to your FAFSA.

CANCEL

Get My Federal Tax Income Information view

The user provides tax information exactly as it appears on their tax return. Some information (e.g., name, Social Security number, date of birth, and tax filing status) will be prefilled from the FAFSA® form.

Federal Income Tax Information Results

Return to FAFSA | Help | Logout | Español

2021 Federal Income Tax Information

Dependent Data43

Based on the information you provided, the Internal Revenue Service (IRS) located your income tax return. With your permission below, the IRS will securely transfer your tax information to the U.S. Department of Education (ED) to populate any applicable FAFSA® questions.

For your protection, the IRS will not display your tax information and will further encrypt any tax information transferred using the IRS DRT; therefore, ED is unable to display your tax information on your FAFSA form.

The data retrieved from your tax return is limited to the items listed below as you reported to the IRS:

| | | |
|------------------------|-------------------------|---|
| Tax Year | Type of Return Filed | Untaxed Portion of IRA Distributions & Pensions/Annuities |
| Name(s) | Adjusted Gross Income | Tax-exempt Interest Income |
| Social Security Number | Income Earned from Work | IRA Deductions and Payments |
| Filing Status | Income Tax | Status of Amended Returns Received |
| IRS Exemptions | Education Credits | Schedule 1 Evaluation |

Refer to your tax records if you have a question about the values you reported.

Transfer My Tax Information into the FAFSA Form ?

The tax information provided to fafsa.gov will populate the answers to the appropriate FAFSA questions. After the FAFSA questions are populated, your IRS session will end, and you will return to your FAFSA form. Check this box if you are choosing to transfer your information. ☒ **TRANSFER NOW** ?

Do Not Transfer My Tax Information and Return to the FAFSA Form ?

By clicking the "Do Not Transfer" button, you are choosing not to transfer your tax information electronically. Your IRS session will end, and you will return to your FAFSA form. ☐ **DO NOT TRANSFER** ?

Federal Income Tax Information Results view

The user can select the option to transfer their federal tax information into the FAFSA® form.

Student IRS Info

✓
Student Demographics

✓
School Selection

✓
Dependency Status

④
Parent Demographics

⑤
Parent Financials

⑥
Student Financials

⑦
Sign & Submit

STUDENT INFORMATION

Student IRS Info

✓

You have successfully transferred your 2021 IRS tax information.

Your IRS tax information has been successfully transferred into this FAFSA® form. Questions that were populated with tax information will be marked with "Transferred from the IRS." For your protection, IRS tax return information is not displayed on the FAFSA form.

What was your adjusted gross income for 2021?

Transferred from the IRS ⓘ

PreviousContinue

Student IRS Info view

This view collects information about the student's adjusted gross income for 2021. Because the student is eligible to use the IRS DRT and the user decided to use it, "Transferred from the IRS" appears in the answer box.

Student Income from Work

The screenshot displays the 'Student Financials' step (6) of the Federal Student Aid application process. The progress bar at the top shows steps 1 through 7, with steps 1-3 marked as complete with green checkmarks, and steps 4-7 as active or upcoming with numbered circles. Step 6, 'Student Financials', is currently selected and highlighted with a blue underline. Below the progress bar, the section is titled 'STUDENT INFORMATION' and 'Student Income from Work'. The first question asks, 'How much did you earn from working (wages, salaries, tips, etc.) in 2021?'. The input field contains the text 'Transferred from the IRS' and has a help icon (question mark in a circle) to its right. The second question asks, 'Did you file an IRS Schedule K-1 (Form 1065) for 2021?'. There are two radio button options: 'Yes' and 'No'. The 'No' option is selected, indicated by a blue dot. At the bottom of the form, there are two buttons: 'Previous' and 'Continue'.

✓ Student Demographics ✓ School Selection ✓ Dependency Status 4 Parent Demographics 5 Parent Financials 6 Student Financials 7 Sign & Submit

STUDENT INFORMATION

Student Income from Work

How much did you earn from working (wages, salaries, tips, etc.) in 2021?

Transferred from the IRS ⓘ

Did you file an IRS Schedule K-1 (Form 1065) for 2021? ⓘ

☐ Yes

☒ No

Previous Continue

Student Income From Work view

The amount the student earned from working in 2021 is transferred from the IRS.

Student Simplified Path Determination

✓
Student Demographics

✓
School Selection

✓
Dependency Status

4
Parent Demographics

5
Parent Financials

6
Student Financials

7
Sign & Submit

STUDENT INFORMATION

Student Simplified Path Determination

Did you file a Schedule 1? Select **No** if you did not file a Schedule 1 or **only filed** a Schedule 1 to report: unemployment compensation, educator expenses, IRA deduction, student loan interest deduction, or Alaska Permanent Fund dividend. [Learn more about Schedule 1.](#)

Transferred from the IRS ?

PreviousContinue

Student Simplified Path Determination view

This view collects the student's financial information to determine if the student's application qualifies for simplified needs path. The Schedule 1 information is transferred from the IRS.

Student Additional IRS Info

✓
Student Demographics

✓
School Selection

✓
Dependency Status

4
Parent Demographics

5
Parent Financials

6
Student Financials

7
Sign & Submit

STUDENT INFORMATION

Student Additional IRS Info

Enter the amount of your income tax for 2021.

Transferred from the IRS ⓘ

PreviousContinue

Student Additional IRS Info view

The student's amount of income tax for 2021 is transferred from the IRS.

Student Questions for Tax Filers Only

The screenshot shows the 'Student Financials' step (6) of the Federal Student Aid application process. The navigation bar at the top includes: Student Demographics (checked), School Selection (checked), Dependency Status (checked), Parent Demographics (4), Parent Financials (5), Student Financials (6, active), and Sign & Submit (7). The main heading is 'STUDENT INFORMATION' followed by 'Student Questions for Tax Filers Only'. The instruction reads: 'Did you have any of the following items in 2021? Enter amounts for all that apply.' The form contains several input fields, each with a '\$' icon, a numeric input field, and a '.00' decimal field, followed by a help icon (i). The items are: 1. Combat pay or special combat pay: 'This should be zero for enlisted persons and warrant officers (including commissioned warrant officers) because combat pay is entirely nontaxable. Only enter taxable combat pay included in your (and, if married, your spouse's) adjusted gross income.' 2. Student college grant and scholarship aid reported to the IRS in your income. Includes AmeriCorps benefits (awards, living allowances, and interest accrual payments), as well as grant and scholarship portions of fellowships and assistantships. 3. Education credits (American Opportunity Tax Credit or Lifetime Learning Tax Credit) from IRS. 4. Untaxed portions of IRA distributions and pensions from IRS form. 5. IRA deductions and payments to self-employed SEP, SIMPLE, Keogh, and other qualified plans from IRS form. 6. Tax exempt interest income from IRS form. At the bottom, there are 'Previous' and 'Continue' buttons.

STUDENT INFORMATION

Student Questions for Tax Filers Only

Did you have any of the following items in 2021? Enter amounts for all that apply.

Combat pay or special combat pay: **This should be zero for enlisted persons and warrant officers** (including commissioned warrant officers) because combat pay is entirely nontaxable. Only enter **taxable** combat pay included in your (and, if married, your spouse's) adjusted gross income.

\$.00 ⓘ

Student college grant and scholarship aid reported to the IRS in your income. Includes AmeriCorps benefits (awards, living allowances, and interest accrual payments), as well as grant and scholarship portions of fellowships and assistantships.

\$.00 ⓘ

Education credits (*American Opportunity Tax Credit* or *Lifetime Learning Tax Credit*) from IRS.

Transferred from the IRS ⓘ

Untaxed portions of IRA distributions and pensions from IRS form.

Transferred from the IRS ⓘ

IRA deductions and payments to self-employed SEP, SIMPLE, Keogh, and other qualified plans from IRS form.

Transferred from the IRS ⓘ

Tax exempt interest income from IRS form.

Transferred from the IRS ⓘ

[Previous](#) [Continue](#)

Student Questions for Tax Filers Only view

The user enters the following student financial information: combat pay or special combat pay and student college grant and scholarship aid reported to the IRS in the student's income. The following student financial information is transferred from the IRS: education credits; untaxed portions of IRA distributions and pensions; IRA-deductions and payments to self-employed SEP, SIMPLE, Keogh, and other qualified plans; and tax-exempt interest income.

Student Additional Financial Info

✓
Student Demographics

✓
School Selection

✓
Dependency Status

4
Parent Demographics

5
Parent Financials

6
Student Financials

7
Sign & Submit

STUDENT INFORMATION

Student Additional Financial Info

Did you have any of the following items in 2021? Enter amounts for all that apply.

Child support you paid because of divorce or separation or as a result of a legal requirement. Don't include support for children in your household.

\$.00 ⓘ

Earnings from work under a Cooperative Education Program offered by a college.

\$.00 ⓘ

Taxable earnings from need-based employment programs, such as Federal Work-Study and need-based employment portions of fellowships and assistantships.

\$.00 ⓘ

Previous

Continue

Student Additional Financial Info view

The user enters the following student financial information: child support the parents paid, earning from working under a Cooperative Education Program, and taxable earnings from need-based employment programs.

Student Untaxed Income

✓

Student Demographics

✓

School Selection

✓

Dependency Status

4

Parent Demographics

5

Parent Financials

6

Student Financials

7

Sign & Submit

STUDENT INFORMATION

Student Untaxed Income

Did you have any of the following items in 2021? Enter amounts for all that apply.

Child support received for all children. Do not include foster care or adoption payments.

\$

0

.00

?

Housing, food, and other living allowances paid to members of the military, clergy, and others (including cash payments and cash value of benefits). Do not include the value of on-base military housing or the value of a basic military allowance for housing.

\$

0

.00

?

Payments to tax-deferred pension and retirement savings plans (paid directly or withheld from earnings), including, but not limited to, amounts reported on the W-2 Form in Boxes 12a through 12d, codes D, E, F, G, H, and S. **Don't include** amounts reported in code DD (employer contributions toward employee health benefits).

\$

0

.00

?

Veterans noneducation benefits such as Disability; Death Pension; or Dependency and Indemnity Compensation (DIC); and/or VA Educational Work-Study allowances.

\$

0

.00

?

Other untaxed income not reported, such as workers' compensation, disability benefits, etc.

\$

0

.00

?

Money received, or paid on your behalf (e.g., bills), not reported elsewhere on this form. This includes money that you received from a parent or other person whose financial information is not reported on this form and that is not part of a legal child support agreement.

\$

0

.00

?

Previous

Continue

Student Untaxed Income view

The user enters the following student financial information: child support received for all children; housing, food, and other living allowances paid to members of the military, clergy, and other; payments to tax deferred pension and retirement savings; veterans noneducation benefits; and other untaxed income not reported.

Student Assets

✓
Student Demographics

✓
School Selection

✓
Dependency Status

✓
Parent Demographics

✓
Parent Financials

✓
Student Financials

7
Sign & Submit

STUDENT INFORMATION

Student Assets

As of today, what is your total current balance of cash, savings, and checking accounts?

\$?

As of today, what is the net worth of your investments, including real estate (not your home)?

\$?

As of today, what is the net worth of your current businesses and/or investment farms? **Don't include** a family farm or family business with 100 or fewer full-time or full-time equivalent employees.

\$?

Previous

Continue

Student Assets view

The user enters information about their assets.

FAFSA[®] Summary

✓
Student Demographics

✓
School Selection

✓
Dependency Status

4
Parent Demographics

5
Parent Financials

✓
Student Financials

7
Sign & Submit

SIGN & SUBMIT

FAFSA[®] Summary

i

You're not done yet!

You still need to submit your FAFSA[®] form. After you print this page, select "Continue" to sign your FAFSA form.

FAFSA Summary: 2023–24

Student ID: •••••5075 JA

FAFSA[®] Summary (1 of 7) view

FAFSA® Summary

| SECTION 1 Student Demographics | |
|---|--|
| Student's Social Security Number (question 8) | ***-**-5075 |
| Student's First Name (question 2), Student's Middle Initial (question 3) | TestYYY |
| Student's Last Name (question 1) | Jackson |
| Student's Date of Birth (question 9) | 04/01/2001 |
| Student's Email Address (question 13) | test595015075@testcod.com |
| Student's Telephone Number (question 10) | |
| Student's Permanent Mailing Address (question 4) | 100 Main St |
| Student's Permanent City (question 5) | Manchester |
| Student's Permanent State (question 6), Student's Permanent ZIP Code (question 7) | New Hampshire, 03245 |
| Has the student lived in state for at least five years? | Yes |
| Student's State of Legal Residence (question 18) | New Hampshire |
| Was the student a legal resident before January 1, 2018? (question 19) | Yes |
| Student's Legal Residence Date (question 20) | |
| Student's Citizenship Status (question 14) | Yes, I am a U.S. citizen (or U.S. national). |
| Student's Alien Registration Number (question 15) | |
| Has the student completed high school or an equivalent? (question 23) | High school diploma |
| Type of Degree/Certificate (question 27) | 1st bachelor's degree |

| | |
|---|--------------------------------|
| Did the student complete his or her first bachelor's degree before 2023–24 school year? (question 25) | No |
| Student's Grade Level in College in 2023–24 (question 26) | Never attended college/1st yr. |
| Is the student interested in Work-Study? (question 28) | No |
| Student's Driver's License Number (question 11) | |
| Student's Driver's License State (question 12) | Alaska |
| Is the student in foster care? | No |
| Parent 1 Educational Level (question 21) | High school |
| Parent 2 Educational Level (question 22) | High school |

FAFSA® Summary (2 of 7) view – Student Demographics

FAFSA® Summary

| SECTION 2 School Selection | |
|---|-----------------------------------|
| Student's High School Name (question 24) | Benjamin Banneker Achievement Ctr |
| Student's High School City (question 24) | Gary |
| Student's High School State (question 24) | Indiana |
| First College (question 98a) | Marymount University |
| First Housing Plans (question 98b) | On Campus |
| Second College (question 98c) | |
| Second Housing Plans (question 98d) | |
| Third College (question 98e) | |
| Third Housing Plans (question 98f) | |
| Fourth College (question 98g) | |
| Fourth Housing Plans (question 98h) | |
| Fifth College (question 98i) | |
| Fifth Housing Plans (question 98j) | |
| Sixth College (question 98k) | |
| Sixth Housing Plans (question 98l) | |
| Seventh College (question 98m) | |
| Seventh Housing Plans (question 98n) | |
| Eighth College (question 98o) | |
| Eighth Housing Plans (question 98p) | |
| Ninth College (question 98q) | |

FAFSA® Summary (3 of 7) view – School Selection

FAFSA® Summary

| SECTION 3 Dependency Status | |
|---|--------|
| Student's Marital Status (question 16) | Single |
| Student's Marital Status Date (question 17) | |
| Does the student have children he or she supports? (question 47) | No |
| Does the student have dependents other than children or spouse? (question 48) | No |
| Is the student on active duty in U.S. armed forces? (question 45) | |
| Is the student a veteran? (question 46) | |
| Are the student's parents deceased? Is the student ward of court? Is the student in foster care? (question 49) | |
| Is or was the student an emancipated minor? (question 50) | |
| Is or was the student in legal guardianship? (question 51) | |
| Is the student an unaccompanied homeless youth as determined by a high school homeless liaison? (question 52) | |
| Is the student an unaccompanied homeless youth as determined by the U.S. Department of Housing and Urban Development? (question 53) | |
| Is the student an unaccompanied homeless youth as determined by the director of a homeless youth center? (question 54) | |

FAFSA® Summary (4 of 7) view – Dependency Status

FAFSA® Summary

| SECTION 6 Student Financials | |
|--|--------------------------|
| Has the student filed 2021 income tax return? (question 29) | Already completed |
| Student's Type of 2021 Tax Form Used (question 27) | Transferred from the IRS |
| Student's 2021 Tax Return Filing Status (question 31) | Single |
| Student's 2021 Adjusted Gross Income (question 33) | Transferred from the IRS |
| Student's 2021 Income Earned from Work (question 35) | Transferred from the IRS |
| Student Financials (continued) | |
| Student's 2021 U.S. Income Tax Paid (question 34) | Transferred from the IRS |
| Student's Taxable Combat Pay Reported in Adjusted Gross Income (question 40e) | \$0 |
| Student's College Grant and Scholarship Aid Reported to IRS as Income (question 40d) | \$0 |
| Student's Education Credits (question 40a) | Transferred from the IRS |
| Student's Untaxed Portions of IRA Distributions and Pensions (question 41e) | Transferred from the IRS |
| Student's Deductible Payments to IRA/Keogh/ Other (question 44b) | Transferred from the IRS |
| Student's Tax Exempt Interest Income (question 41d) | Transferred from the IRS |
| Student's Child Support Paid (question 40b) | \$0 |

| | |
|---|-----|
| Student's Cooperative Education Earnings (question 40f) | \$0 |
| Student's Taxable Earnings from Need-Based Employment Programs (question 40c) | \$0 |
| Student's Child Support Received (question 41c) | \$0 |
| Student's Housing, Food, and Living Allowances (question 41f) | \$0 |
| Student's Payments to Tax-Deferred Pensions and Retirement Savings (question 41a) | \$0 |
| Student's Veterans Noneducation Benefits (question 41g) | \$0 |
| Student's Other Untaxed Income or Benefits (question 41h) | \$0 |
| Money Received or Paid on Student's Behalf (question 44i) | \$0 |
| Student's Total of Cash, Savings, and Checking Accounts (question 37) | \$0 |
| Student's Net Worth of Current Investments (question 38) | \$0 |
| Student's Net Worth of Businesses/ Investment Farms (question 42) | \$0 |

FAFSA® Summary (5 of 7) view – Student Financials

FAFSA[®] Summary

SECTION 7 Sign and Submit

Preparer's Social Security Number (question 101)

Preparer's Employer Identification Number (question 102)

Print This Page

Previous

Continue

FAFSA[®] Summary (6 of 7) view – Sign and Submit

FAFSA® Summary

✓

Student Demographics

✓

School Selection

✓

Dependency Status

4

Parent Demographics

5

Parent Financials

✓

Student Financials

7

Sign & Submit

SIGN & SUBMIT

Before you sign and submit, please answer a few questions about the student.

i

These questions don't affect aid eligibility.

Your answers to questions in this survey will not affect your eligibility for federal student aid and will not be used in any aid calculations.

What is your gender?

☐ Male
 ☒ Female
 ☐ Nonbinary
 ☐ Decline to answer

Are you transgender?

☐ Yes
 ☒ No
 ☐ Decline to answer

What is your ethnicity? Choose all that apply.

☐ Not Hispanic nor Latino origin
 ☒ Cuban descent
 ☒ Mexican, Mexican-American, or Chicano descent
 ☐ Puerto Rican descent
 ☒ Other Spanish, Hispanic, or Latino origin
 ☐ Decline to answer

What is your race? Choose all that apply.

☐ White
 ☐ Black or African American
 ☐ Asian
 ☐ Chinese
 ☒ Filipino
 ☐ Asian Indian
 ☐ Vietnamese
 ☐ Korean
 ☐ Japanese
 ☐ Other Asian origin
 ☐ American Indian or Alaska Native
 ☐ Native Hawaiian or Other Pacific Islander
 ☐ Decline to answer

Previous

Continue

FAFSA® Summary (7 of 7) view – Demographic survey view

Agreement of Terms

✓

Student Demographics

✓

School Selection

✓

Dependency Status

4

Parent Demographics

5

Parent Financials

✓

Student Financials

7

Sign & Submit

SIGN & SUBMIT

Read Before Proceeding

✓

Application was successfully saved.

i

Carefully read and acknowledge whether you agree to our terms outlined below by selecting the checkbox at the bottom of this page.
Select "Sign and Submit FAFSA Form."

By signing this application electronically using your FSA ID (username and password) and/or any other credential or by signing a signature page and mailing it to us, YOU, THE STUDENT, certify that you

- will use federal and/or state student financial aid only to pay the cost of attending an institution of higher education,
- are not in default on a federal student loan or have made satisfactory arrangements to repay it,
- do not owe money back on a federal student grant or have made satisfactory arrangements to repay it,
- will notify your school if you default on a federal student loan, and
- will not receive a Federal Pell Grant from more than one school for the same period of time.

By signing this application electronically using your username and password, and/or any other credential or by signing a signature page and mailing it to us, you certify that all of the information you provided is true and complete to the best of your knowledge and you agree, if asked to provide

- information that will verify the accuracy of your completed form, and
- U.S. or state income tax forms that you filed or are required to file.

You also certify that you understand that the secretary of education has the authority to verify information reported on your application with the Internal Revenue Service and other federal agencies.

If you sign this application or any document related to the federal student aid programs electronically using a username and password, and/or any other credential, you certify that you are the person identified by the username and password, and/or any other credential and have not disclosed that username and password, and/or any other credential to anyone else. If you purposely give false or misleading information, you may be fined up to \$20,000, sent to prison, or both.

☒ I, TestYYY Jackson, agree to the terms outlined above.

Previous

Sign and Submit FAFSA Form

Agreement of Terms student view

This view is where the student acknowledges the certification statement.

Confirmation Page

[FAFSA Home](#) | [Exit FAFSA Form](#) | [Help](#)

Congratulations, TestYYY!

Your FAFSA form was successfully submitted to Federal Student Aid.

06/21/2022 14:44:11

Confirmation Number: F 17500005709

Data Release Number (DRN): 7198

Here's what happens next:

Contact the financial aid office at your school(s). Because you have submitted the FAFSA form without parental information to be considered for a Direct Unsubsidized Loan only, your application is not considered complete and we have not calculated your Expected Family Contribution (EFC). In order for your application to be completed, you must contact the financial aid office at the school you plan to attend and provide them with documentation to verify your special circumstance.

An abbreviated version of your confirmation page has been sent to you at the following email address:

test595015075@testcod.com

[Print This Page](#)

Share with your friends!

[Twitter](#)
[Facebook](#)

| School Name | Graduation Rate | Retention Rate | Transfer Rate |
|----------------------|-----------------|----------------|---------------|
| Marymount University | 65% | 72% | 26% |

Confirmation Page view

The confirmation displays when the FAFSA® form is submitted successfully.

My FAFSA®



My FAFSA View

- The My FAFSA® view is a navigation tool for the user when accessing the FAFSA® form.
- The view provides the following dynamic options and messaging based on the user's FAFSA® form status:
 - Start a 2023–24 FAFSA® form
 - Complete and submit a FAFSA® Renewal
 - Action Required
 - Continue or Start Over
 - Application Processed Successfully
 - View the *Student Aid Report* (SAR)
 - User Account Management

My FAFSA® view

Users can choose between different cycles from the My FAFSA® view when both cycles are active.

Start a 2023-24 FAFSA® Form

Start a 2023-24 FAFSA® Form

The screenshot shows the 'My FAFSA®' interface. At the top right, there are links for 'Help' and 'Exit FAFSA Form'. Below the title, it says 'STUDENT INFORMATION' and 'Welcome to TestQ Martinez's application!'. There are two tabs for the school year: '2023-24' (which is selected and underlined) and '2022-23'. Under the '2023-24' tab, the 'Current Application Status:' is shown as 'Not Started' with an information icon. A message states: 'We did not find a 2023-24 FAFSA form on file for you.' This is followed by instructions: 'To receive student financial aid, you need to fill out a FAFSA form every school year. Are you attending college between July 1, 2023 and June 30, 2024? If so, fill out the 2023-24 FAFSA form.' A blue button at the bottom right says 'Start a 2023-24 FAFSA Form'.

Start a 2023-24 FAFSA® Form view

If the applicant does not have any existing FAFSA® data on file, they can start a new FAFSA® form.

Renew My FAFSA® Form

Renew My FAFSA® Form

The screenshot displays the 'My FAFSA®' web interface. At the top right, there are links for 'Help' and 'Exit FAFSA Form'. Below the header, it says 'STUDENT INFORMATION' and 'Welcome to TestGG Thompson's application!'. There are two tabs for the academic years: '2023-24' (active) and '2022-23'. Under the '2023-24' tab, the 'Current Application Status:' is shown as 'Not Started' with an information icon. A message states: 'We did not find a 2023-24 FAFSA form on file for you. However, we see that you completed a 2022-23 FAFSA form. Information from that application can be used to renew your 2023-24 FAFSA form. You can also start a new 2023-24 FAFSA form.' At the bottom right, there are two buttons: 'Start a New FAFSA Form' and 'Renew my FAFSA Form'.

Renew my FAFSA® Form view

An applicant that is starting a new FAFSA® form for the cycle and submitted a form the previous cycle will be able to select “Renew my FAFSA® Form.” New for the 2023-24 cycle, the “Renew my FAFSA® Form” button is found to the right of the “Start a New FAFSA® Form” button.

When an applicant logs in to renew the FAFSA® form, it's prefilled with certain information from the prior academic year. The applicant needs to provide new income and tax information and update any information that may have changed. Only students can start a renewal.

Continue or Start Over

Continue or Start Over

The screenshot shows the 'My FAFSA' interface. At the top, there's a header with 'My FAFSA®' and links for 'Help' and 'Exit FAFSA Form'. Below this, it says 'STUDENT INFORMATION' and 'Welcome to TestDDDD Anderson's application!'. There are two tabs for the academic years: '2023-24' (which is selected and underlined) and '2022-23'. A box titled 'Current Application Status:' contains a yellow warning icon and the text 'Not Submitted'. Below this, a message states: 'You started a 2023-24 FAFSA form but have not submitted it. Would you like to continue where you left off?'. At the bottom of this box are two buttons: 'Start Over' and 'Continue'.

Continue or Start Overview

If the applicant started but has not yet submitted a FAFSA® form, they will have the option to either continue their saved form or start over to begin a new form.

Action Required



Action Required

The screenshot shows the 'My FAFSA' interface. At the top, there's a header with 'My FAFSA®' and links for 'Help' and 'Exit FAFSA Form'. Below this, it says 'STUDENT INFORMATION' and 'Welcome to TestK Taylor's application!'. There are two tabs for the application years: '2023-24' (selected) and '2022-23'. The main content area is titled 'Current Application Status:' and features a yellow 'Action Required' alert. The message states: 'Your application has not been processed. We cannot process your application because the Social Security Administration (SSA) did not confirm the Social Security number (SSN) you reported for your Parent 2 (father/mother/stepparent).' It then lists 'What You Need to Do Next' with two bullet points: 1. If the SSN is incorrect, make a correction. 2. If the SSN is correct, have the parent contact the SSA at 1-800-772-1213 or visit the SSA website. At the bottom, it instructs to 'Select "Make Correction" to see what action is required and make the necessary corrections.' and shows the application history: 'Original Application: Submitted on 10/01/2022; Processed on 11/18/2022'. A blue 'Make Correction' button is located at the bottom right of the status box.

My FAFSA®

Help | Exit FAFSA Form

STUDENT INFORMATION

Welcome to TestK Taylor's application!

2023-24 | 2022-23

Current Application Status:

Action Required

Your application has not been processed. We cannot process your application because the Social Security Administration (SSA) did not confirm the Social Security number (SSN) you reported for your Parent 2 (father/mother/stepparent).

What You Need to Do Next:

- If the SSN you entered on the FAFSA form for your parent is incorrect, make a correction to your FAFSA form.
- If you believe that the SSN you reported on your FAFSA form is correct, have your parent contact the SSA at 1-800-772-1213 (TTY for the deaf or hard of hearing: 1-800-325-0778) or visit the SSA website.

Select "Make Correction" to see what action is required and make the necessary corrections.

Original Application: Submitted on 10/01/2022; Processed on 11/18/2022

Make Correction

Action Required view

If the applicant's submitted form has not been processed, an "Action Required" screen will notify the applicant of the reason and what to do next.

Application Processed Successfully



Application Processed Successfully

The screenshot displays the 'My FAFSA' interface. At the top, the title 'My FAFSA' is followed by a registered trademark symbol. To the right are links for 'Help' and 'Exit FAFSA Form'. Below this is the 'STUDENT INFORMATION' section with a welcome message for 'INDEPENDENT TESTER's application!'. Two tabs are visible: '2023-24' (active) and '2022-23'. The main content area shows the 'Current Application Status' as 'Processed Successfully' with a green checkmark icon. A congratulatory message follows: 'Congratulations, your FAFSA form was successfully processed.' Below this, a section titled 'What Happens Next' lists four bullet points regarding the school's use of the information and the student's next steps. At the bottom, a timestamp reads: 'Original Application: Submitted on 10/01/2022; Processed on 10/18/2022'.

My FAFSA[®] [Help](#) [Exit FAFSA Form](#)

STUDENT INFORMATION

Welcome to INDEPENDENT TESTER's application!

2023-24 2022-23

Current Application Status:

✔ Processed Successfully

Congratulations, your FAFSA form was successfully processed.

What Happens Next

- Your FAFSA information was made available to the school(s) you listed on your FAFSA form.
- Your school(s) will use your FAFSA information to determine the aid you may be eligible to receive.
- Your school(s) will contact you if they need more information or to discuss your financial aid award.
- If you have questions about your financial aid package contact your school(s).


Original Application: Submitted on 10/01/2022; Processed on 10/18/2022

Application Processed Successfully view

Once the application is processed successfully, this view will display a "Congratulations" message and information about what happens next.

Student Aid Report (SAR)

View Student Aid Report (SAR)

| | | |
|---|---|--------------------------|
|  | <p>View Student Aid Report (SAR)</p> <p>Review your EFC, FAFSA answers, and financial aid history.</p> | View SAR |
|---|---|--------------------------|

View Student Aid Report (SAR) view

Once the SAR is generated, the applicant may select "View SAR."

Processing Results Tab

2023–24 Student Aid Report
Print SAR
Help
Exit FAFSA Form

Processing Results

FAFSA Data

School Information

Financial Aid History

Corrections History

TRANSACTION 01

Processing Results

Application Receipt Date: 10/01/2022

Processed Date: 11/03/2022

Data Release Number (DRN) 3966

[Learn about federal tax benefits for education, including the American Opportunity tax credit.](#)

Expected Family Contribution: 0

Based on the information we have on record for you, your Expected Family Contribution (EFC) is 0. You may be eligible to receive a Federal Pell Grant and other federal student aid. Your school will use your EFC to determine your financial aid eligibility for federal grants, loans, and work-study funds, and possible funding from your state and school.

Based on your EFC of 0, you may be eligible to receive a Federal Pell Grant of up to \$6,895 for the 2023–24 school year provided you have not met or exceeded the lifetime limit established for the Federal Pell Grant program.

Back to FAFSA Home

Processing Results Tab view

Once “View SAR” is selected, the Processing Results view will appear, and the applicant will see information about the Expected Family Contribution (EFC).

FAFSA® Data Tab

2023–24 Student Aid Report
Print SAR
Help
Exit FAFSA Form

Processing Results
FAFSA Data
School Information
Financial Aid History
Corrections History

TRANSACTION 01
FAFSA Data

Application Receipt Date:
10/01/2022
Processed Date:
11/03/2022
Data Release Number (DRN)
3966

Your FAFSA data reflects the answers you provided on your FAFSA form. Assumed values are marked with an asterisk (*).

What you must do now:

Use the checklist below to make sure that all of your issues are resolved.

- If you need to make corrections to your information, select "Make Correction" on the "My FAFSA" page using your account username and password (FSA ID). If you need additional help with your *Student Aid Report* (SAR), contact your school's financial aid office or select the "Get FAFSA help" link from the FAFSA home page. If your mailing address or email address changes, you can make the correction online.

FAFSA® Data Tab (1 of 8) view

Once the “FAFSA® Data” tab is selected, the applicant will see the information provided on the FAFSA® form.

FAFSA® Data

| Student Information | |
|--|--|
| 1. Student's Last Name: | THOMAS |
| 2. Student's First Name: | TESTOO |
| 3. Student's Middle Initial: | K |
| 4. Student's Permanent Mailing Address: | MAS AVE. |
| 5. Student's Permanent City: | NEW YORK |
| 6. Student's Permanent State: | Vermont |
| 7. Student's Permanent ZIP Code: | 10001 |
| 8. Student's Social Security Number: | ***-**-1658 |
| 9. Student's Date of Birth: | 07/17/2002 |
| 10. Student's Telephone Number: | |
| 11. Student's Driver's License Number: | |
| 12. Student's Driver's License State: | |
| 13. Student's Email Address: | test595011658@test.com |
| 14. Student's Citizenship Status: | Yes, I am a U.S. citizen (or U.S. national). |
| 15. Student's Alien Registration Number: | |
| 16. Student's Marital Status: | Married/Remarried |

| | |
|---|--------------------------------|
| 17. Student's Marital Status Date: | 01/1999 |
| 18. Student's State of Legal Residence: | Vermont |
| 19. Was the student a legal resident before January 1, 2018? | Yes |
| 20. Student's Legal Residence Date: | |
| 21. Parent 1 Educational Level: | |
| 22. Parent 2 Educational Level: | |
| 26. Did the student complete high school or an equivalent? | Home schooled |
| 24a. Student's High School Name: | |
| 24b. Student's High School City: | |
| 24c. Student's High School State: | |
| 25. Did the student complete his or her first bachelor's degree before 2023–24 school year? | No |
| 26. Student's Grade Level in College in 2023–24: | Never attended college/1st yr. |
| 27. Type of Degree/Certificate: | 1st bachelor's degree |
| 28. Is the student interested in Work-Study? | |

FAFSA® Data (2 of 8) view– Student Information

The Student Information view displays how the applicant answered all relevant questions in this section.

FAFSA® Data

Student's School Information

| | |
|------------------------------------|------------|
| 101a. First Federal School Code: | 037083 |
| 98b. First Housing Plans: | Off Campus |
| 101c. Second Federal School Code: | |
| 98d. Second Housing Plans: | |
| 101e. Third Federal School Code: | |
| 98f. Third Housing Plans: | |
| 101g. Fourth Federal School Code: | |
| 98h. Fourth Housing Plans: | |
| 101i. Fifth Federal School Code: | |
| 98j. Fifth Housing Plans: | |
| 101k. Sixth Federal School Code: | |
| 98l. Sixth Housing Plans: | |
| 101m. Seventh Federal School Code: | |
| 98n. Seventh Housing Plans: | |
| 101o. Eighth Federal School Code: | |
| 98p. Eighth Housing Plans: | |
| 101q. Ninth Federal School Code: | |

FAFSA® Data (3 of 8) view – Student's School Information

The Student's School Information view displays how the applicant answered all relevant questions in this section.

FAFSA® Data

| | |
|----------------------------------|--|
| 98r. Ninth Housing Plans: | |
| 101s. Tenth Federal School Code: | |
| 98t. Tenth Housing Plans: | |

| Student Dependency Status | |
|---|-----|
| 42. Was the student born before January 1, 2000? | No |
| 43. Is the student married? | Yes |
| 44. Is the student working on master's degree or doctorate in 2023-24? | No |
| 45. Is the student on active duty in U.S. armed forces? | |
| 46. Is the student a veteran? | |
| 50. Does the student support children? | No |
| 51. Does the student support other dependents? | No |
| 52. Is the student a ward of court or in foster care or are the student's parents deceased? | |

| | |
|--|----|
| 53. Is the student an emancipated minor? | |
| 54. Is the student in a legal guardianship? | |
| 55. Is the student unaccompanied and homeless as determined by a high school homeless liaison? | |
| 56. Is the student unaccompanied and homeless as determined by the U.S. Department of Housing and Urban Development? | |
| 57. Is the student unaccompanied and homeless as determined by a director of a homeless youth center? | |
| 93. Household Size in 2023-24: | 2 |
| 94. Number in College in 2023-24: | 1 |
| 95. Did the student receive Medicaid? | No |
| 96. Did the student receive SNAP? | No |
| 97. Did the student Receive Free or Reduced Price Lunch? | No |
| 98. Did the student receive TANF? | No |
| 99. Did the student receive WIC? | No |
| 100. Is the student a dislocated worker? | |

FAFSA® Data (4 of 8) view – Student Dependency Status

The Student Dependency Status view displays how the applicant answered all relevant questions in this section.

FAFSA® Data

Parent Information

| | |
|---|----|
| 58. Marital Status: | |
| 59. Marital Status Date: | |
| 60. 1st Parent Social Security Number: | |
| 61. 1st Parent Last Name: | |
| 62. 1st Parent First Initial: | |
| 63. 1st Parent Date of Birth: | |
| 64. 2nd Parent Social Security Number: | |
| 65. 2nd Parent Last Name: | |
| 66. 2nd Parent First Initial: | |
| 67. 2nd Parent Date of Birth: | |
| 68. Email Address: | |
| 69. State of Legal Residence: | |
| 70. Was the parent a legal resident before January 1, 2018? | |
| 71. Legal Residence Date: | |
| 72. Household Size in 2023–24: | |
| 73. # in College in 2023–24: | |
| 74. Did the parent receive Medicaid? | No |
| 75. Did the parent receive SNAP? | No |

FAFSA® Data (5 of 8) view – Parent Information

The Parent Information view displays how the applicant answered all relevant questions in this section.

FAFSA® Data

| | |
|---|----|
| 76. Did the parent receive Free or Reduced Price Lunch? | No |
| 77. Did the parent receive TANF? | No |
| 78. Did the parent receive WIC? | No |

| Parent Financials | |
|--|--|
| 79. Did the parent file a 2021 Income tax return? | |
| 80. Type of 2021 Tax Form Used: | |
| 81. 2021 Tax Return Filing Status: | |
| 82. Did the parent file a Schedule 1? | |
| 80. Is the parent a dislocated worker? | |
| 84. 2021 Adjusted Gross Income: | |
| 82. 2021 U.S. Income Tax Paid: | |
| 86. 1st Parent 2021 Income Earned from Work: | |
| 87. 2nd Parent 2021 Income Earned from Work: | |
| 88. Total of Cash, Savings, and Checking Accounts: | |
| 89. Net Worth of Current Investments: | |
| 90. Net Worth of Businesses/Investment Farms: | |

| | |
|--|--|
| 91a. Education Credits: | |
| 91b. Child Support Paid: | |
| 91c. Taxable Earnings from Work-Study: | |
| 91d. College Grant and Scholarship Aid: | |
| 91e. Taxable Combat Pay: | |
| 91f. Cooperative Education Earnings: | |
| 92a. Payments to Tax-Deferred Pensions/Retirement Savings: | |
| 92b. Deductible Payments to IRA/Keogh: | |
| 92c. Child Support Received: | |
| 92d. Tax Exempt Interest Income: | |
| 92e. Untaxed Portions of IRA Distributions and Pensions: | |
| 92f. Housing, Food, and Living Allowances: | |
| 92g. Veterans Noneducation Benefits: | |
| 92h. Other Untaxed Income or Benefits: | |

FAFSA® Data (6 of 8) view – Parent Financials

The Parent Financials view displays how the applicant answered all relevant questions in this section.

FAFSA® Data

| Student Financials | |
|--|-------------------|
| 32. Did the student file a 2021 income tax return? | Not going to file |
| 33. Student's Type of 2021 Tax Form Used: | |
| 34. Student's 2021 Tax Return Filing Status: | |
| 35. Did the student file a Schedule 1? | |
| 36. Student's 2021 Adjusted Gross Income: | |
| 37. Student's 2021 U.S. Income Tax Paid: | |
| 38. Student's 2021 Income Earned from Work: | \$0 |
| 39. Spouse's 2021 Income Earned from Work: | \$0 |
| 37. Student's Total of Cash, Savings, and Checking Accounts: | \$0 |
| 38. Student's Net Worth of Current Investments: | \$0 |
| 39. Student's Net Worth of Businesses/Investment Farms: | \$0 |
| 40a. Student's Education Credits: | |
| 40b. Student's Child Support Paid: | \$0 |
| 40c. Student's Taxable Earnings from Need-Based Employment Programs: | \$0 |

| | |
|---|-----|
| 40d. Student's College Grant and Scholarship Aid Reported to IRS as Income: | |
| 43e. Student's Taxable Combat Pay Reported in AGI: | |
| 40f. Student's Cooperative Education Earnings: | \$0 |
| 41a. Student's Payments to Tax-Deferred Pensions and Retirement Savings: | \$0 |
| 41b. Student's Deductible Payments to IRA/Keogh/Other: | |
| 41c. Student's Child Support Received: | \$0 |
| 41d. Student's Tax Exempt Interest Income: | |
| 41e. Student's Untaxed Portions of IRA Distributions and Pensions: | |
| 41f. Student's Housing, Food, and Living Allowances: | \$0 |
| 41g. Student's Veterans Noneducation Benefits: | \$0 |
| 41h. Student's Other Untaxed Income or Benefits: | \$0 |
| 41i. Money Received or Paid on Student's Behalf: | \$0 |

FAFSA® Data (7 of 8) view – Student Financials

The Student Financials view displays how the applicant answered all relevant questions in this section.

FAFSA® Data

Signature Information

| | |
|---|------------|
| 102. Date Completed: | 10/01/2022 |
| 103. Signed By: | Student |
| 101. Preparer's Social Security Number: | |
| 102. Preparer's Employer Identification Number (EIN): | |
| 106. Preparer's Signature: | |

Back to FAFSA Home

Back to Top

FAFSA® Data (8 of 8) view – Signature Information

The Signature Information view displays how the applicant answered all relevant questions in this section. It also includes "Back to FAFSA® Home" button if the applicant wishes to return to the FAFSA® landing page.

School Information

2023–24 Student Aid Report

Print SARHelpExit FAFSA Form

Processing Results

FAFSA Data

School Information →

Financial Aid History

Corrections History

TRANSACTION 01

School Information

Application Receipt Date:
10/01/2022

Processed Date:
11/03/2022

Data Release Number (DRN)
3966

The table shows the graduation, retention, and transfer rates for the schools you selected. Go to [College Scorecard](#) for complete information.

| Graduation/Transfer/Retention Rates | | | |
|-------------------------------------|-----------------|----------------|---------------|
| School Name | Graduation Rate | Retention Rate | Transfer Rate |
| Burlington Technical Center | N/A | N/A | N/A |

If you need to add or remove a school, change a housing plan or reorder the schools on your FAFSA form, you may begin a correction to [update your college information](#).

Back to FAFSA Home

School Information view

The “School Information” tab provides graduation, retention, and transfer information about all the schools the applicant selected on the FAFSA® form.

Financial Aid History

2023–24 Student Aid Report

Print SAR | Help | Exit FAFSA Form

Processing Results

FAFSA Data

School Information

Financial Aid History →

Corrections History

TRANSACTION 01

Financial Aid History

Application Receipt Date:
10/01/2022

Processed Date:
11/03/2022

Data Release Number (DRN)
3966

The information below is the total amount of student loans that you owe. These loans are administered by the U.S. Department of Education (ED). You should confirm that these loan totals are correct. You can [view details on the individual loans that make up these totals on your Aid Summary](#). If you feel that the amounts listed on this page are incorrect, or you have other questions related to a loan, you should contact the loan servicer indicated on your Aid Summary. You can obtain general information about each of the types of loans that are listed below by visiting [StudentAid.gov](#).

Note that the "Subsidized" and "Unsubsidized" amounts include the appropriate portions of any Consolidation Loans you may have. If there is an amount listed for "Unallocated Consolidation Loans" it is because we could not determine whether those balances were subsidized or unsubsidized.

Remember, you are responsible for repaying all of the amounts that you borrow plus interest. As a general rule, with an assumed interest rate of 5%, the monthly payment amount over a ten-year repayment period would be approximately \$10.61 for every \$1,000 that you borrowed. Your actual repayment amount will depend upon how much you borrow, the interest rate when you enter repayment, and how long your repayment term is.

Financial Aid History (1 of 2) view

In the "Financial Aid History" tab, the applicant can view their federal student loans to date. It also includes a link to the Aid Summary feature.

Financial Aid History

| FFEL Program Loans and/or Direct Loans | | | |
|--|-------------------------|----------------------------------|-------|
| Type | Total Principal Balance | Remaining Amount to be Disbursed | Total |
| Subsidized Loans | N/A | N/A | N/A |
| Unsubsidized Loans | N/A | N/A | N/A |
| Combined Loans | N/A | N/A | N/A |
| Unallocated Consolidation Loans | N/A | N/A | N/A |

| Federal Perkins Loan Amounts | |
|-------------------------------------|-----|
| Total Outstanding Principal Balance | N/A |
| 2023-24 Loan Amount | N/A |

| TEACH Grants Converted to Direct Unsubsidized Loans | |
|---|-----|
| Total Principal Balance | N/A |
| Total | N/A |

The school(s) listed on your application have access to your information. The school(s) may put together or change an aid package based on your Expected Family Contribution and notify you.

The amount of aid you receive from a school will depend on the cost of attendance at that school, your enrollment status (i.e., full-time, three-quarter-time, half-time, or less than half-time), congressional appropriations, and other factors. Review your financial aid notification from the school(s) or contact the financial aid administrator at the school(s).

Note: Your school has the authority to request copies of certain financial documents to verify information you reported on your application.

To protect the confidentiality of your application data, you should never give, share, or disclose your FSA ID to anyone, including commercial service providers that provide assistance with the financial aid process. You should keep your FSA ID in a safe location.

According to the *Paperwork Reduction Act of 1995*, no persons are required to respond to a collection of information unless such collection displays a valid OMB control number. The valid OMB control number for this information collection is 1845-0001. Public reporting burden for this collection of information is estimated to average 5 to 10 minutes per response, including time for reviewing instructions, searching existing data sources, gathering and maintaining the data needed, and completing and reviewing the collection of information. The obligation to respond to this collection is voluntary. If you have comments or concerns regarding the status of your individual submission of this form, please contact the Federal Student Aid Information Center, P.O. Box 84, Washington, D.C. 20044 directly.

We may request additional information from you to process your application more efficiently. We will collect this additional information only as needed and on a voluntary basis.

By answering questions 101a through 101t, and signing the *Free Application for Federal Student Aid (FAFSA®)* form, you give permission to the U.S. Department of Education to provide information from your application to the college(s) you entered. You also agree that such information is deemed to incorporate by reference the certification statement on the sign and submit page of the financial aid application. The certification statement can be viewed at StudentAid.gov/2324/help/certification-statement.

WARNING: If you are convicted of drug distribution or possession for an offense that occurred while you were receiving federal student aid, your eligibility for federal student aid is subject to suspension or termination. If your drug conviction status changes at any time during the 2023-24 award year, you must update your answer to the drug conviction affecting eligibility question.

[Read Less ^](#)

[Back to FAFSA Home](#)

Financial Aid History (2 of 2) view

The user can expand and collapse the financial aid information, which includes loan type, total principal balance, remaining amount to be disbursed, and total.

Corrections History

2023–24 Student Aid Report

Print SARHelpExit FAFSA Form

Processing Results

FAFSA Data

School Information

Financial Aid History

Corrections History →

Corrections History

Information about your 2023–24 FAFSA form and any corrections you've made to your FAFSA form. Your most recent correction is displayed first.

01 Submitted by Student (Currently Viewing)
Processed Successfully

Application Receipt Date:
10/01/2022

Processed Date:
11/03/2022

View SAR

Start Correction

Visit your [Aid Summary](#) for current information about federal student aid that you've received.

Back to FAFSA Home

Corrections History view

Any corrections the applicant made to this cycle year's FAFSA® form are included in the “Corrections History” tab. The applicant can start a new correction directly from this view.

User Account Management

User Account Management

2023–24

2022–23

Current Application Status:

Not Started

We did not find a 2023–24 FAFSA form on file for you.

To receive student financial aid, you need to fill out a FAFSA form every school year. Are you attending college between July 1, 2023 and June 30, 2024? If so, fill out the 2023–24 FAFSA form.

Start a 2023–24 FAFSA Form

FSA ID Status:

Last Successful FSA ID Log In: 04:03, 06/29/2022

Matched

Manage FSA ID

You can use your FSA ID to sign your FAFSA® form electronically or make corrections to your FAFSA form.

User Account Management view

The user can view information associated to their FSA ID, including the FSA ID's status and associated identifiers.

Account Information

The screenshot shows the 'Account Information' page of the Federal Student Aid system. On the left is a sidebar with a list of settings: 'Account Information' (selected with a blue arrow), 'Personal Information', 'Contact Information', 'Communication Preferences', 'Two-Step Verification', and 'Authorizations'. The main content area is titled 'Account Information' and contains the following sections:

- Last Successful Log In:** June 17, 2022, 3:00 PM
- Username:** A text input field containing 'bjones1002' with a help icon (question mark in a circle) to its right.
- FSA ID Status:** A toggle switch labeled 'Enabled' with a help icon.
- Update Your Password:** A section with a link [Update Password](#).
- Challenge Questions:** A section with a link [Update Challenge Questions](#).
- Buttons:** At the bottom are two buttons: 'Cancel' and 'Save Changes'.

Account Information view

The user can update their account information, personal information, contact information, and communication preferences on the "Settings" page. The user can access the "Settings" page from their Dashboard, navigating to their profile in the top right-hand corner and selecting "Settings" from the dropdown list.

FAFSA[®] Corrections



My FAFSA®

My FAFSA®

Help | Exit FAFSA Form

STUDENT INFORMATION

Welcome to TestP Martinez's application!

2023-24

2022-23

Current Application Status:

Processed Successfully


Congratulations, your FAFSA form was successfully processed.

What Happens Next

- Your FAFSA information was made available to the school(s) you listed on your FAFSA form.
- Your school(s) will use your FAFSA information to determine the aid you may be eligible to receive.
- Your school(s) will contact you if they need more information or to discuss your financial aid award.
- If you have questions about your financial aid package contact your school(s).


Original Application: Submitted on 10/01/2022; Processed on 10/04/2021

You may take the following additional actions:




Add or Change Schools
Add, remove, or change schools and housing plans on your FAFSA form.

Add/Change Schools



Make Corrections to My FAFSA Form
Change or correct information on a previous FAFSA submission.

Make Corrections



View Student Aid Report (SAR)
Review your EFC, FAFSA answers, and financial aid history.

View SAR

My FAFSA® view for corrections

Once the user logs in with their FSA ID and their FAFSA® form is processed, on the “My FAFSA®” page, they can add or change schools and housing plans, make corrections to their FAFSA® form, or view their Student Aid Report.

Create Save Key

Make Corrections to Student's 2023–24 FAFSA® Form

Create a save key.
The save key is for temporary use for you or your parent to return and complete this specific FAFSA form.

Create a Save Key

Show?

Reenter Save Key

Show?

Previous

Continue





Create Save Key view for corrections



If an applicant is starting a correction, they will have to create a save key. Anytime the applicant wishes to access a correction, they will have to provide their save key.

FAFSA® Form Sections

FAFSA® CORRECTIONS

FAFSA® Form Sections

| | |
|--|-------------------------------|
| <p>SECTION 1</p> <p> Student Demographics</p> <p><i>Student name, mailing address, date of birth, email, social security number, gender, etc.</i></p> | Enter Section |
| <p>SECTION 2</p> <p> School Selection</p> <p><i>Student high school information and list of colleges provided on the FAFSA® form.</i></p> | Enter Section |
| <p>SECTION 3</p> <p> Dependency Status</p> <p><i>Whether the student has children or dependents and the size of their household.</i></p> | Enter Section |
| <p>SECTION 4</p> <p> Parent Demographics</p> <p><i>Parents' marital status, social security numbers, dates of birth, household information, etc.</i></p> | Enter Section |

| | |
|---|-------------------------------|
| <p>SECTION 5</p> <p> Parent Financials</p> <p><i>Parent can either use the IRS Data Retrieval Tool or input information from the W-2s manually.</i></p> | Enter Section |
| <p>SECTION 6</p> <p> Student Financials</p> <p><i>Student can either use the IRS Data Retrieval Tool or input information from the W-2s manually.</i></p> <p>Eligible for IRS Data Transfer</p> | Enter Section |

[FAFSA Home](#) [Save](#)

[Back to top](#)

FAFSA® form Sections view for corrections

Users may select “Enter Section” to jump to a specific section where they would like to make edits. Each section contains editable fields relating to the specific section title.

Student Demographics

1
Student Demographics
✓
School Selection
✓
Dependency Status
4
Parent Demographics
5
Parent Financials
✓
Student Financials
✓
Sign & Submit

STUDENT INFORMATION
Student Demographics

Verify that your mailing address and email address match what is shown on this page.

Personal Information for Student

Your Social Security Number

***-**-1023

Your First Name

TESTX

Your Middle Initial

Your Last Name

MARTINEZ

Your Date of Birth

Month

Day

Year

01

12

1998

Student Email and Phone

Your Email Address

test595011023@testcod.edu

Reenter Your Email Address

test595011023@testcod.edu

Your Telephone Number

Student Address

Your Permanent Mailing Address (include apt. number)

RTYU

Your City (and country, if not U.S.)

FGH

Your State

California

Your ZIP Code

12343

Student Demographics (1 of 2) view for corrections

Student Demographics

Student Residency and Eligibility

What is your state of legal residence?

California

Did you become a legal resident of California before January 1, 2018?

☒ Yes

☐ No

Are you a U.S. citizen?

Yes, I am a U.S. citizen (or U.S. national)

Student Education

What will your high school completion status be when you begin college in the 2023–24 school year?

High school diploma

What college degree or certificate will you be working on when you begin the 2023–24 school year?

1st bachelor's degree

Will you have your first bachelor's degree before you begin the 2023–24 school year?

☒ No

☐ Yes

What will your college grade level be when you begin the 2023–24 school year?

Never attended college/1st yr.

Are you interested in being considered for work-study?

☐ Yes

☐ No

☐ Don't know

Student Driver's License

Your Driver's License Number

Your Driver's License State

Select

Student Foster Care & Parent Education Completion

Are you a foster youth or were you in the foster care system at any time?

☐ Yes

☒ No

What's the highest school completed by Parent 1?

Select

What's the highest school completed by Parent 2?

Select

Previous Section

Next Section

Student Demographics (2 of 2) view for corrections

Confirm Your High School

✓
Student Demographics

2
School Selection

✓
Dependency Status

4
Parent Demographics

5
Parent Financials

✓
Student Financials

✓
Sign & Submit

STUDENT INFORMATION

Confirm Your High School

✓

Application was successfully saved.

✓

Review the information below and then select "Continue" to add this school to your application.

i

Verify that the high school information you entered is correct, then select "Continue."

High School Information

HIGH SCHOOL NAME
Aaec - Paradise Valley

CITY
Phoenix

STATE
Arizona

Previous Section

Start New Search

Continue

Confirm Your High School view for corrections

Selected College and Housing Info

STUDENT INFORMATION

Selected Colleges and Housing Info

Application was successfully saved.

| Selected Schools | Housing Plan | Remove |
|--|----------------------------|---------------------------------------|
| <div> <div>^</div> <div>01</div> <div>v</div> </div> <div> American Institute Federal School Code: 016097 Phoenix, AZ View College Info </div> | Housing Plan Off Campus | <input type="button" value="Remove"/> |

+ Add More Schools

[Compare All Schools](#)

[Previous](#) [Next Section](#)

Selected College and Housing Info view for corrections

The user can reorder schools on this page, which won't affect federal student aid but can affect state and school aid.

The user can select one of the following housing plans: On Campus, With Parent, or Off campus. The user selects “Off Campus” as their housing plan choice.

Dependency Determination

✓
Student Demographics

✓
School Selection

✓
Dependency Status

✓
Parent Demographics

✓
Parent Financials

✓
Student Financials

7
Sign & Submit

STUDENT INFORMATION

Dependency Determination

✓ Application was successfully saved.

Student Marital Status

What was your marital status on the day you submitted your FAFSA® form?

Single

Dependency Determination (1 of 2) view for corrections

Dependency Determination

Does the student have dependents?

Do you have children? This includes adopted, foster, and stepchildren.
Do you now have or will you have children who will receive more than half of their support from you between July 1, 2023 and June 30, 2024? ⓘ

☒ Yes
☐ No

Do you support anyone else?
Do you have dependents (other than your children or spouse) who live with you and who receive more than half of their support from you, now and through June 30, 2024? ⓘ

☐ Yes
☒ No

Your Household Size
Your number of family members in 2023-2024.

1 ⓘ

This includes you and others you support such as a spouse, child, friend, or relative.

Change Household Size ^

Calculate Your Household Size

You:

1 ⓘ

How many children?

Do you now or will you have children who will receive more than half of their support from you between July 1, 2023 and June 30, 2024? ⓘ

1 ⓘ

Calculate

Does the student have dependents?

Do you have children? This includes adopted, foster, and stepchildren.
Do you now have or will you have children who will receive more than half of their support from you between July 1, 2023 and June 30, 2024? ⓘ

☒ Yes
☐ No

Do you support anyone else?
Do you have dependents (other than your children or spouse) who live with you and who receive more than half of their support from you, now and through June 30, 2024? ⓘ

☐ Yes
☒ No

Your Household Size
Your number of family members in 2023-2024.

2 ⓘ

This includes you and others you support such as a spouse, child, friend, or relative.

Change Household Size v

Number in College


How many people in your household (as shown above) will be in college in 2023-24? ⓘ

1 ⓘ

Dependency Determination (2 of 2) view for corrections

If the user needs to change their household size, they must select “Change Household Size.” Once they have provided their answers to the “Calculate Your Household Size” worksheet and selected “Calculate,” their updated household size will be prefilled.

Dependency Status Results




You are considered an **"independent"** student.

This means you are not required to answer questions about your parents. However, you may want to answer questions about your parents if

- you are a law school or health profession student (such as a medical or nursing student), or
- your school requires parental information from all students.

Independent Student Status

Do you want to answer questions about your parents? 

☒ Yes

☐ No

[Previous Section](#)[Next Section](#)

Dependency Status Results view for corrections

Parent Demographics

✓

Student Demographics

✓

School Selection

✓

Dependency Status

4

Parent Demographics

✓

Parent Financials

✓

Student Financials

✓

Sign & Submit

PARENT INFORMATION

Parent Demographics

i

Verify that your parents' email address matches what is shown on this page.

i

Values were assumed for certain answers on your FAFSA® form. The assumed values display in the entry field and the reported values display above the entry field. Review the assumed values below and make corrections if necessary.

Parent Marital Status

What was your **parents'** marital status on the day you submitted your FAFSA® form?

Married or remarried

?

When did your parents get married or remarried?

Month

01

Year

1995

?

Parent Demographics (1 of 4) view for corrections

Parent Demographics

Personal Information for Parent

Father, Mother, or Stepparent

Your Parent's Last Name

Your Parent's First Initial

Your Parent's Date of Birth

| Month | Day | Year |
|---------------------------------|---------------------------------|-----------------------------------|
| <input type="text" value="01"/> | <input type="text" value="01"/> | <input type="text" value="1970"/> |

Your Parent's Social Security Number

 SHOW SSN

Your Parents' Email Address

Reenter Your Parents' Email Address

Parent Demographics (2 of 4) view for corrections

Parent Demographics

Personal Information for Other Parent

Father, Mother, or Stepparent

Your Parent's Last Name

?

Your Parent's First Initial

?

Your Parent's Date of Birth

Month

Day

Year

 ?

Your Parent's Social Security Number

SHOW SSN

 ?

Parent State of Legal Residence

What is your parents' state of legal residence?

~

 ?

Did your parents become legal residents of District of Columbia before January 1, 2018?

?


☒ Yes

☐ No

Parent Demographics (3 of 4) view for corrections

Number in College

How many people in your parents' household, as shown above, will be college students between July 1, 2023 and June 30, 2024? Do not include your parents.



New for the 2023-24 cycle year, to update the user's household size, they must select the "Change Household Size." Then, the "Calculate Your Household Size" worksheet will appear.

Parent Financials

✓

Student Demographics

✓

School Selection

✓

Dependency Status

✓

Parent Demographics

✓

Parent Financials

6

Student Financials

✓

Sign & Submit

PARENT INFORMATION

Parent Financials

✓

Application was successfully saved.

!

You must provide financial information from your parents' 2021 tax return on this page.

Parent Tax Filing Status

For 2021, have your parents completed their IRS income tax return or another tax return?

Already completed

?

What type of income tax return did your parents file for 2021?

IRS Form 1040

?

For 2021, what is your parents' tax filing status according to their tax return?

Married-filed joint return

?

IRS Data Retrieval Tool (DRT)

Applying is faster and easier if your parents transfer their tax return information into this FAFSA form with the IRS DRT!

Proceed to the IRS >

Parent Financials (1 of 3) view for corrections

Parent Financials

Parent IRS Info

What was your parents' adjusted gross income for 2021?
This amount is found on IRS Form 1040—line 11.

\$ 70,000 .00 ⓘ

[Income Estimator](#) ▾

Parent Income Earned from Work

How much did your Parent 1 (father/mother/stepparent) earn from working (wages, salaries, tips, etc.) in 2021?
This amount is your Parent 1 (father's/mother's/stepparent's) portion of IRS Form 1040—line 1 + Schedule 1, lines 3 + 6 + Box 14 (Code A) of Schedule K-1 (Form 1065).

\$ 80,000 .00 ⓘ

How much did your Parent 2 (father/mother/stepparent) earn from working (wages, salaries, tips, etc.) in 2021?
This amount is your Parent 2 (father's/mother's/stepparent's) portion of IRS Form 1040—line 1 + Schedule 1, lines 3 + 6 + Box 14 (Code A) of Schedule K-1 (Form 1065).

\$ 12,000 .00 ⓘ

Parent Additional IRS Info

Enter the amount of your parents' income tax for 2021.
This is the total amount of IRS Form 1040—line 22 minus Schedule 2—line 2. If negative, enter a zero here.

\$ 3,200 .00 ⓘ

Parent Questions for Tax Filers Only

Combat pay or special combat pay. **This should be zero for enlisted persons and warrant officers** (including commissioned warrant officers) because combat pay is entirely nontaxable. Only enter **taxable combat pay** included in your parents' adjusted gross income.

\$ 0 .00 ⓘ

Student college grant and scholarship aid reported to the IRS in your parents' income. Includes AmeriCorps benefits (awards, living allowances, and interest accrual payments), as well as grant and scholarship portions of fellowships and assistantships.

\$ 0 .00 ⓘ

Education credits (*American Opportunity Tax Credit* or *Lifetime Learning Tax Credit*) from 1040 Schedule 3—line 3.

\$ 0 .00 ⓘ

Untaxed portions of IRA distributions and pensions from IRS Form 1040— (lines 4a + 5a) minus (lines 4b + 5b). **Exclude rollovers.**

Exclude rollovers. If negative, enter a zero here.

\$ 0 .00 ⓘ

IRA deductions and payments to self-employed SEP, SIMPLE, Keogh, and other qualified plans from IRS form 1040 Schedule 1—total of lines 16+20.

\$ 0 .00 ⓘ

Tax exempt interest income from IRS Form 1040—line 2a.

\$ 0 .00 ⓘ

Parent Financials (2 of 3) view for corrections

Parent Financials

Parent Additional Financial Info

Child support your parents paid because of divorce or separation or as a result of a legal requirement. Don't include support for children in your parents' household.

\$ 0 .00 ?

Earnings from work under a Cooperative Education Program offered by a college.

\$ 0 .00 ?

Taxable earnings from need-based employment programs, such as Federal Work-Study and need-based employment portions of fellowships and assistantships.

\$ 0 .00 ?

Parent Untaxed Income

Child support received for all children. Don't include foster care or adoption payments.

\$ 0 .00 ?

Housing, food, and other living allowances paid to members of the military, clergy, and others (including cash payments and cash value of benefits). Don't include the value of on-base military housing or the value of a basic military allowance for housing.

\$ 0 .00 ?

Payments to tax-deferred pension and retirement savings plans (paid directly or withheld from earnings), including, but not limited to, amounts reported on the W-2 Form in Boxes 12a through 12d, codes D, E, F, G, H, and S. **Don't include** amounts reported in code DD (employer contributions toward employee health benefits).

\$ 0 .00 ?

Veterans noneducation benefits such as Disability; Death Pension; or Dependency and Indemnity Compensation (DIC); and/or VA Educational Work-Study allowances.

\$ 0 .00 ?

Other untaxed income not reported, such as workers' compensation, disability benefits, etc.

\$ 0 .00 ?

Parent Assets

On the day you submitted your FAFSA form, what was your parents' total current balance of cash, savings, and checking accounts?

\$ 0 .00 ?

On the day you submitted your FAFSA form, what was the net worth of your parents' investments, including real estate (not your parents' home)?

\$ 0 .00 ?

On the day you submitted your FAFSA form, what was the net worth of your parents' current businesses and/or investment farms? **Don't include** a family farm or family business with 100 or fewer full-time or full-time equivalent employees.

\$ 0 .00 ?

[Previous Section](#)
[Next Section](#)

[Home](#)
[FAFSA Home](#)
[Save](#)

Parent Financials (3 of 3) view for corrections

Student Financials

✓ Student Demographics

✓ School Selection

✓ Dependency Status

✓ Parent Demographics

✓ Parent Financials

6 Student Financials

✓ Sign & Submit

STUDENT INFORMATION

Student Financials

✓ Application was successfully saved.


⚠ You must provide financial information from your **2021 tax return** on this page.

Student Tax Filing Status

For 2021, have you completed your IRS income tax return or another tax return?
Already completed

What income tax return did you file for 2021?
IRS Form 1040

For 2021, what is your tax filing status according to your tax return?
Single

 **IRS Data Retrieval Tool (DRT)**
Applying is faster and easier if you transfer your tax return information into this FAFSA form with the IRS DRT!
[Proceed to the IRS >](#)

Student Financials (1 of 2) view for corrections

Student Financials

Student IRS Info

What was your adjusted gross income for 2021?
This amount is found on IRS Form 1040—line 11.

\$ 10,000 .00 ⓘ

[Income Estimator](#) ▾

Student Income Earned from Work

How much did you earn from working (wages, salaries, tips, etc.) in 2021?
This amount is the total of IRS Form 1040—line 1 + Schedule 1, lines 3 + 6 + Box 14 (Code A) of Schedule K-1 (Form 1065).

\$ 0 .00 ⓘ

Student Simplified Path Determination

Did you file a Schedule 1? Select No if you didn't file a Schedule 1 or only filed it to report unemployment compensation, educator expenses, IRA deduction, student loan interest deduction, or Alaska Permanent Fund dividend. [Learn more about Schedule 1.](#) ⓘ

☐ Yes

☒ No

☐ Don't know

Student Additional IRS Info

Enter the amount of your income tax for 2021.
This is the total amount of IRS Form 1040—line 22 minus Schedule 2—line 2. If negative, enter a zero here.

\$.00 ⓘ

Student Questions for Tax Filers

Combat pay or special combat pay. **This should be zero for enlisted persons and warrant officers** (including commissioned warrant officers) because combat pay is entirely nontaxable. Only enter **taxable combat pay** included in your (and, if married, your spouse's) adjusted gross income.

\$ 0 .00 ⓘ

Student college grant and scholarship aid reported to the IRS in your income. Includes AmeriCorps benefits (awards, living allowances, and interest accrual payments), as well as grant and scholarship portions of fellowships and assistantships.

\$ 0 .00 ⓘ

Education credits (*American Opportunity Tax Credit* or *Lifetime Learning Tax Credit*) from IRS Form 1040 Schedule 3—line 3.

\$ 0 .00 ⓘ

Untaxed portions of IRA distributions and pensions from IRS Form 1040— (lines 4a + 5a) minus (lines 4b + 5b). **Exclude rollovers.** If negative, enter a zero here.

\$ 0 .00 ⓘ

IRA deductions and payments to self-employed SEP, SIMPLE, Keogh, and other qualified plans from IRS Form 1040 Schedule 1—total of lines 16+20.

\$ 0 .00 ⓘ

Tax exempt interest income from IRS Form 1040—line 2a.

\$ 0 .00 ⓘ

Student Financials (2 of 2) view for corrections

Student Additional Financial Info

Student Additional Financial Info

Child support you paid because of divorce or separation or as a result of a legal requirement. Don't include support for children in your household.

| | | | |
|----|---|-----|---|
| \$ | 0 | .00 | ? |
|----|---|-----|---|

Earnings from work under a Cooperative Education Program offered by a college.

| | | | |
|----|---|-----|---|
| \$ | 0 | .00 | ? |
|----|---|-----|---|

Taxable earnings from need-based employment programs, such as Federal Work-Study and need-based employment portions of fellowships and assistantships.

| | | | |
|----|---|-----|---|
| \$ | 0 | .00 | ? |
|----|---|-----|---|

Student Additional Financial Info view for corrections

Student Untaxed Income

Student Untaxed Income

Child support received for all children. Don't include foster care or adoption payments.

\$

0

.00

Housing, food, and other living allowances paid to members of the military, clergy, and others (including cash payments and cash value of benefits). Don't include the value of on-base military housing or the value of a basic military allowance for housing.

\$

0

.00

Payments to tax-deferred pension and retirement savings plans (paid directly or withheld from earnings), including, but not limited to, amounts reported on the W-2 Form in Boxes 12a through 12d, codes D, E, F, G, H, and S. **Don't include** amounts reported in code DD (employer contributions toward employee health benefits).

\$

0

.00

Veterans noneducation benefits such as Disability, Death Pension, or Dependency and Indemnity Compensation (DIC), and/or VA Educational Work-Study allowances.

\$

0

.00

Other untaxed income not reported, such as workers' compensation, disability benefits, etc.

\$

0

.00

Money received or paid on your behalf (e.g., bills) that is not reported elsewhere on this form. This includes money that you received from a parent or other person whose financial information is not reported on this form and that is not part of a legal child support agreement.

\$

0

.00

Student Assets

Do you want to skip questions about your assets?

☒ Yes

☐ No

Student Untaxed Income view for corrections

Sign and Submit

Student Signature

Student Signature for: Thomas

Date of Birth

09/01/1997

Social Security Number

2008

By signing this application electronically using your FSA ID (username and password) and/or any other credential or by signing a signature page and mailing it to us, YOU, THE STUDENT, certify that you:

- will use federal and/or state student financial aid only to pay the cost of attending an institution of higher education,
- are not in default on a federal student loan or have made satisfactory arrangements to repay it,
- do not owe money back on a federal student grant or have made satisfactory arrangements to repay it,
- will notify your school if you default on a student loan, and
- will not receive a Federal Pell Grant from more than one school for the same period of time.

By signing this application electronically using your username and password, and/or any other credential or by signing a signature page and mailing it to us, you certify that all of the information you provided is true and complete to the best of your knowledge and you agree, if asked:

- to provide information that will verify the accuracy of your completed form
- to provide U.S. or state income tax forms that you filed or are required to file.

You also certify that you understand that the Secretary of Education has the authority to verify information reported on your application with the Internal Revenue Service and other federal agencies.

If you sign this application or any document related to the federal student aid programs electronically using a username and password, and/or any other credential, you certify that you are the person identified by the username and password, and/or any other credential and have not disclosed that username and password, and/or any other credential to anyone else. If you purposely give false or misleading information, you may be fined up to \$20,000, sent to prison, or both.

☒ I, TestQQQ Thomas, agree to the terms outlined above. ⓘ

Sign This FAFSA Form

Previous

Submit My FAFSA Form Now

Student Signature

Student Signature for: Thomas

By signing this application electronically using your FSA ID (username and password) and/or any other credential or by signing a signature page and mailing it to us, YOU, THE STUDENT, certify that you:

- will use federal and/or state student financial aid only to pay the cost of attending an institution of higher education,
- are not in default on a federal student loan or have made satisfactory arrangements to repay it,
- do not owe money back on a federal student grant or have made satisfactory arrangements to repay it,
- will notify your school if you default on a student loan, and
- will not receive a Federal Pell Grant from more than one school for the same period of time.

By signing this application electronically using your username and password, and/or any other credential or by signing a signature page and mailing it to us, you certify that all of the information you provided is true and complete to the best of your knowledge and you agree, if asked:

- to provide information that will verify the accuracy of your completed form
- to provide U.S. or state income tax forms that you filed or are required to file.

You also certify that you understand that the Secretary of Education has the authority to verify information reported on your application with the Internal Revenue Service and other federal agencies.

If you sign this application or any document related to the federal student aid programs electronically using a username and password, and/or any other credential, you certify that you are the person identified by the username and password, and/or any other credential and have not disclosed that username and password, and/or any other credential to anyone else. If you purposely give false or misleading information, you may be fined up to \$20,000, sent to prison, or both.

☒ I, TestQQQ Thomas, agree to the terms outlined above. ⓘ

Signed with FSA ID

Previous

Submit My FAFSA Form Now

Sign and Submit view for corrections



Auto-Zero EFC (Skipping the Remaining Financial Questions)

Student Tax Filing Status

The screenshot shows the 'Student Tax Filing Status' section of the FAFSA application. At the top, a progress bar indicates the user is on step 6, 'Student Financials', with previous steps (1-5) marked as complete. The page title is 'STUDENT INFORMATION Student Tax Filing Status'. A green success message states 'Application was successfully saved.' Below this, an information box explains that 'you' and 'your' refer to the student. Three dropdown menus are present: 'For 2021, have you completed your IRS income tax return or another tax return?' (set to 'Already completed'), 'What income tax return did you file for 2021?' (set to 'IRS Form 1040'), and 'For 2021, what is your tax filing status according to your tax return?' (set to 'Single'). A large box titled 'RECOMMENDED IRS Data Retrieval Tool' encourages using the tool for faster application, with a note that tax information will not be displayed on the IRS website or FAFSA form. At the bottom, there are three buttons: 'Previous', 'Skip IRS DRT and Complete Manually', and 'Proceed to the IRS'.

Student Demographics ✓ School Selection ✓ Dependency Status ✓ Parent Demographics 4 Parent Financials 5 **Student Financials 6** Sign & Submit 7

STUDENT INFORMATION
Student Tax Filing Status

✓ Application was successfully saved.

i Because the FAFSA® form belongs to the student, “you” and “your” always (unless otherwise noted) refer to the student.

For 2021, have you completed your IRS income tax return or another tax return?
Already completed

What income tax return did you file for 2021?
IRS Form 1040

For 2021, what is your tax filing status according to your tax return?
Single

RECOMMENDED
IRS Data Retrieval Tool

Applying is faster and easier if you transfer your tax return information into this FAFSA® form with the IRS Data Retrieval Tool (DRT)!

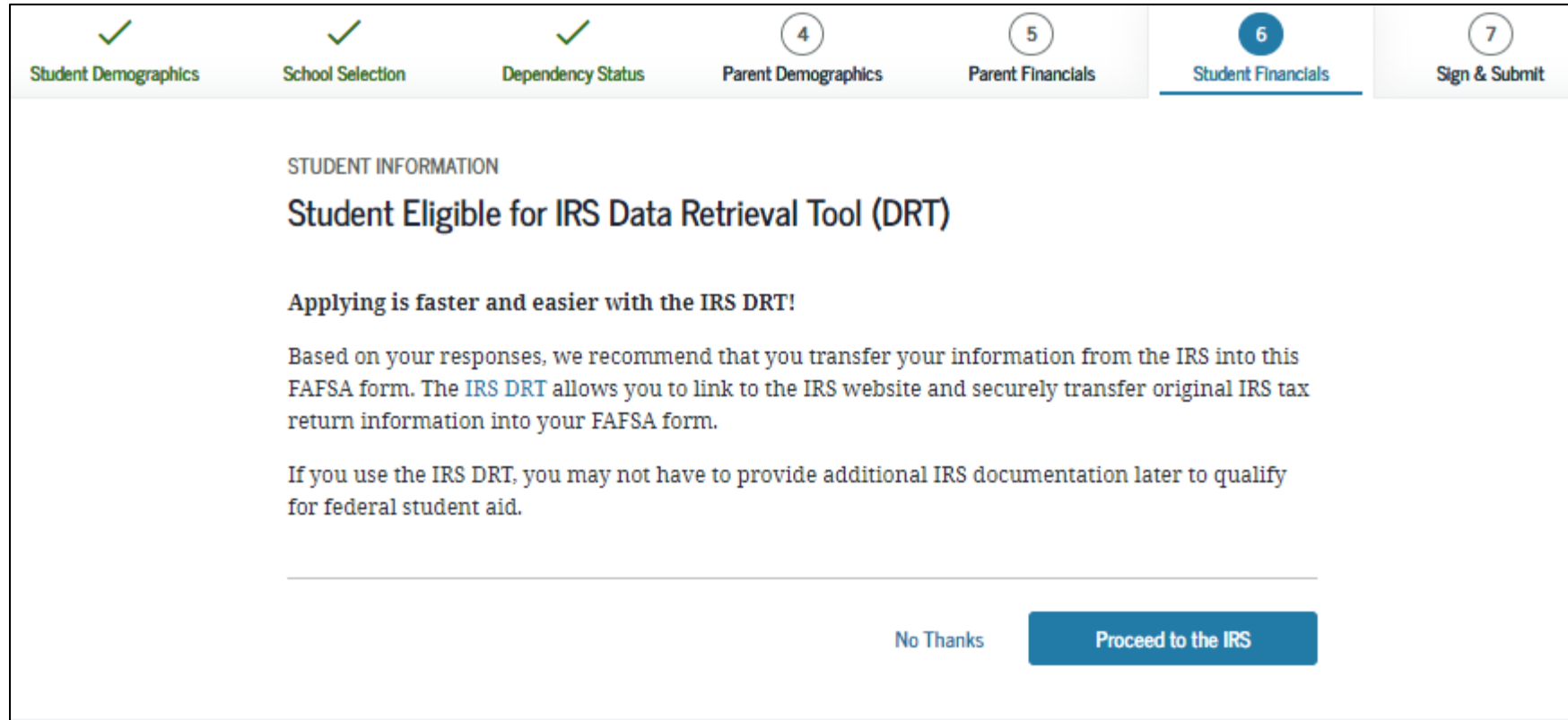
For your protection, your tax return information will not display on the IRS website or on the FAFSA® form.

Previous Skip IRS DRT and Complete Manually Proceed to the IRS ➔

Student Tax Filing Status view

The user can choose to link to the IRS by using the IRS Data Retrieval Tool, if the student is eligible. The user selects “Skip IRS DRT and Complete Manually.”

Student Eligible for IRS Data Retrieval Tool (DRT)



The screenshot shows the FAFSA application progress bar at the top with seven steps: Student Demographics (checked), School Selection (checked), Dependency Status (checked), Parent Demographics (4), Parent Financials (5), Student Financials (6, highlighted), and Sign & Submit (7). Below the progress bar, the heading "STUDENT INFORMATION" is followed by "Student Eligible for IRS Data Retrieval Tool (DRT)". The text states: "Applying is faster and easier with the IRS DRT! Based on your responses, we recommend that you transfer your information from the IRS into this FAFSA form. The IRS DRT allows you to link to the IRS website and securely transfer original IRS tax return information into your FAFSA form. If you use the IRS DRT, you may not have to provide additional IRS documentation later to qualify for federal student aid." At the bottom right, there are two buttons: "No Thanks" and "Proceed to the IRS".

Student Demographics ✓ School Selection ✓ Dependency Status ✓ Parent Demographics 4 Parent Financials 5 **Student Financials 6** Sign & Submit 7

STUDENT INFORMATION

Student Eligible for IRS Data Retrieval Tool (DRT)

Applying is faster and easier with the IRS DRT!

Based on your responses, we recommend that you transfer your information from the IRS into this FAFSA form. The IRS DRT allows you to link to the IRS website and securely transfer original IRS tax return information into your FAFSA form.

If you use the IRS DRT, you may not have to provide additional IRS documentation later to qualify for federal student aid.

No Thanks Proceed to the IRS

Student Eligible for IRS Data Retrieval Tool (DRT) view

This view displays prior to sending the user to the IRS website, informs the user that the student is eligible to use the IRS DRT, and recommends that they use it to retrieve tax information. In this scenario, the user opts not to use the IRS DRT.

Student IRS Info

✓
Student Demographics

✓
School Selection

✓
Dependency Status

✓
Parent Demographics

✓
Parent Financials

6
Student Financials

7
Sign & Submit

STUDENT INFORMATION

Student IRS Info

What was your adjusted gross income for 2021?
This amount is found on IRS Form 1040—line 11.

\$

10,000

.00

?

Calculate with Income Estimator

Previous

Continue

Student IRS Info view

If the student is ineligible or decides not to use the IRS DRT, they will be required to enter the student's financial information manually.

The user enters the student's adjusted gross income for 2021.

Student Income from Work

✓
Student Demographics

✓
School Selection

✓
Dependency Status

✓
Parent Demographics

✓
Parent Financials

6
Student Financials

7
Sign & Submit

STUDENT INFORMATION

Student Income from Work

How much did you earn from working (wages, salaries, tips, etc.) in 2021?

This amount is the total of IRS Form 1040—line 1 + Schedule 1, lines 3 + 6 + Box 14 (Code A) of Schedule K-1 (Form 1065).

\$

5,500

.00

?

Previous

Continue

Student Income From Work view

The user enters the amount the student earned from working in 2021.

Student Filed Schedule 1?

The screenshot shows the progress bar at the top of the application with seven steps: Student Demographics (checked), School Selection (checked), Dependency Status (checked), Parent Demographics (4), Parent Financials (5), Student Financials (6, highlighted), and Sign & Submit (7). Below the progress bar, the 'STUDENT INFORMATION' section is titled 'Student Simplified Path Determination'. The text asks if the user filed a Schedule 1 on their IRS Form 1040, with instructions to select 'No' if they did not file a Schedule 1 or 'only filed' a Schedule 1 for specific deductions. A 'Learn more about Schedule 1' link is provided. Three radio buttons are available: 'Yes', 'No' (selected), and 'Don't know'. At the bottom, there are 'Previous' and 'Continue' buttons.

Student Demographics ✓ School Selection ✓ Dependency Status ✓ Parent Demographics 4 Parent Financials 5 **Student Financials 6** Sign & Submit 7

STUDENT INFORMATION

Student Simplified Path Determination

You indicated that you filed an IRS Form 1040. Did you file a Schedule 1? Select **No** if you did not file a Schedule 1 or **only filed** a Schedule 1 to report: unemployment compensation, educator expenses, IRA deduction, student loan interest deduction, or Alaska Permanent Fund dividend. [Learn more about Schedule 1.](#) ⓘ

☐ Yes

☒ No

☐ Don't know

[Previous](#) [Continue](#)

Student Filed Schedule 1 view

The users selects whether they filed a Schedule 1 on their IRS Form 1040 for 2021.

Student Skip Remaining Questions

The screenshot shows a progress bar at the top with seven steps: 1. Student Demographics (checked), 2. School Selection (checked), 3. Dependency Status (checked), 4. Parent Demographics, 5. Parent Financials, 6. Student Financials (active), and 7. Sign & Submit. Below the progress bar, the section is titled 'STUDENT INFORMATION' and 'Student Skip Remaining Questions'. The main question is 'Do you want to skip the remaining questions about your income and assets?'. There are two radio button options: 'Yes' (selected) and 'No'. At the bottom, there are two buttons: 'Previous' and 'Continue'.

Student Demographics ✓ School Selection ✓ Dependency Status ✓ Parent Demographics 4 Parent Financials 5 **Student Financials 6** Sign & Submit 7

STUDENT INFORMATION

Student Skip Remaining Questions

Do you want to skip the remaining questions about your income and assets? ?

☒ Yes

☐ No

[Previous](#) [Continue](#)

Student Skip Remaining Questions view

This view displays when the applicant is eligible for Auto-Zero Expected Family Contribution. Selecting “Yes” allows the user to skip the remaining financial questions.

Special Circumstances/Special Circumstances With Unsubsidized Loan Only

Dependent Student Status View

✓ Student Demographics ✓ School Selection 3 Dependency Status 4 Parent Demographics 5 Parent Financials 6 Student Financials 7 Sign & Submit

STUDENT INFORMATION

Dependent Student Status

Based on your answers to the dependency status questions, you are considered a **"dependent"** student. This means you must provide **parental** information. Select the "I will provide information about my parent(s)" option and select "Continue" to continue to "Parent Demographics" section.

If you have a special circumstance and are unable to provide parental information, under very limited circumstances, you may be able to submit your FAFSA® form without parental information. Select the "I am unable to provide information about my parent(s)" option and select "Continue" to get additional information. ⓘ

☐ I will provide information about my parent(s).

☒ I am unable to provide information about my parent(s).

Previous Continue

Dependent Student Status view

If the dependent user is unable to provide parental data on the FAFSA® form, they should select "I am unable to provide information about my parent(s)."

Impact of Not Providing Parent Information

The screenshot displays the FAFSA application process with a progress bar at the top. The steps are: 1. Student Demographics (checked), 2. School Selection (checked), 3. Dependency Status (active), 4. Parent Demographics, 5. Parent Financials, 6. Student Financials, and 7. Sign & Submit. The main content area is titled 'SCHOOL SELECTION' and 'Impact of Not Providing Parent Information'. It contains a warning message and a list of consequences for not providing parent information. At the bottom, there are 'Previous' and 'Continue' buttons.

Student Demographics ✓ School Selection ✓ **3 Dependency Status** 4 Parent Demographics 5 Parent Financials 6 Student Financials 7 Sign & Submit

SCHOOL SELECTION

Impact of Not Providing Parent Information

If you continue to complete the application without providing parent information, the following will occur:

- We will **not** transfer any parent information from your last year's application into this year's FAFSA® form.
- We will **not** calculate your Expected Family Contribution (EFC), which colleges use to determine your financial aid package.
- You may be limited in the types of federal student aid that you are eligible to receive.
- You must follow up with the financial aid administrator at the college you plan to attend in order to find out how much student aid you are eligible to receive.

[Previous](#) [Continue](#)

Impact of Not Providing Parent Information view

This view notifies the user that although they are allowed to skip parent information, an EFC will not be generated, and they must follow up with the financial aid administrator in order to complete the FAFSA® form and receive an EFC. Once the user selects “Continue,” they will go to the Special Circumstances Qualifications view (only if the user has not confirmed their special circumstances).

Special Circumstances Qualifications

Student Demographics School Selection **3** Dependency Status 4 Parent Demographics 5 Parent Financials 6 Student Financials 7 Sign & Submit

STUDENT INFORMATION

Special Circumstances Qualifications

You may still be eligible for some type of federal student aid without providing parent information. Please read through the following options carefully.

Special Circumstances Option

You must contact the financial aid administrator at the college you plan to attend if you believe you have a special circumstance that should be considered in determining your eligibility for federal student aid. However, not all situations are considered a special circumstance. For example, the following situations would **not** be considered as a special circumstance on his or her own:

- You do not live with your parent(s).
- Your parent(s) does not provide you with financial support.
- Your parent(s) refuses to contribute to your college expenses.
- Your parent(s) doesn't claim you as a dependent on his or her income tax return.
- Your parent(s) does not want to provide his or her information on your FAFSA® form.

Unsubsidized Loan Option

If you do not meet a requirement for a special circumstance and still choose to continue your application without providing parent information, you will only be considered for an unsubsidized loan. To request consideration for an unsubsidized loan, you must contact the financial aid administrator at the college you plan to attend.

You must contact the financial aid administrator at the college you plan to attend if you believe you have a special circumstance that should be considered in determining your eligibility for federal student aid. However, not all situations are considered a special circumstance. For example, the following situations would **not** be considered as a special circumstance on his or her own:

- You do not live with your parent(s).
- Your parent(s) does not provide you with financial support.
- Your parent(s) refuses to contribute to your college expenses.
- Your parent(s) does not claim you as a dependent on his or her income tax return.
- Your parent(s) does not want to provide his or her information on your FAFSA® form.

Unsubsidized Loan Option

If you do not meet a requirement for a special circumstance and still choose to continue your application without providing parent information, you will only be considered for an unsubsidized loan. To request consideration for an unsubsidized loan, you must contact the financial aid administrator at the college you plan to attend.

Choose the appropriate option below based on your circumstances. ⓘ

☐ I will provide information about my parent(s).

☐ I have a special circumstance and I am unable to provide information about my parent(s).

☒ I do not have a special circumstance, and I am submitting my FAFSA® form without parent information to apply for an unsubsidized loan only.

Previous Continue

Special Circumstances Qualifications view

The user will be given examples of what would be considered special circumstances.

On the Special Circumstances Qualifications view, the user may either

- correct their response from the previous view and provide parental information;
- select “I have a special circumstance and I am unable to provide information about my parent(s);” or
- select “I do not have a special circumstance, and I am submitting my FAFSA® form without parent information to apply for an unsubsidized loan only.

Homelessness Circumstances

Student Homelessness Filter Question

The screenshot shows a multi-step application process. The top navigation bar includes seven steps: 1. Student Demographics (checked), 2. School Selection (checked), 3. Dependency Status (active), 4. Parent Demographics, 5. Parent Financials, 6. Student Financials, and 7. Sign & Submit. The main content area is titled 'STUDENT INFORMATION' and 'Student Homelessness Filter Question'. It contains a question about homelessness or self-supporting status starting July 1, 2022, with radio button options for 'Yes' (selected) and 'No'. At the bottom are 'Previous' and 'Continue' buttons.

Student Demographics School Selection **3** Dependency Status 4 Parent Demographics 5 Parent Financials 6 Student Financials 7 Sign & Submit

STUDENT INFORMATION

Student Homelessness Filter Question

On or after July 1, 2022, were you homeless or were you self-supporting and at risk of being homeless? ?

☒ Yes

☐ No

Previous Continue

Student Homelessness Filter Question view

On this view, the user may select "Yes" or "No" to the question if they were homeless or self-supporting and at risk on or after July 1, 2022.

Student Homelessness Questions

✓
Student Demographics

✓
School Selection

3
Dependency Status

4
Parent Demographics

5
Parent Financials

6
Student Financials

7
Sign & Submit

STUDENT INFORMATION

Student Homelessness Questions

At any time on or after July 1, 2022, did you receive a determination from any of the entities listed below that you were an unaccompanied youth who was homeless, or were self-supporting and at risk of being homeless?
Select all that apply or "None of the above." ?

☒ Your high school or school district homeless liaison

☐ The director of an emergency shelter or transitional housing program funded by the U.S. Department of Housing and Urban Development

☐ The director of a runaway or homeless youth basic center or transitional living program

☐ None of the above

Previous

Continue

Student Homelessness Questions view

The user has the option to select which entity made the determination or "None of the above."

Independent Student Status


STUDENT INFORMATION

Independent Student Status

You are considered an "**independent**" student. This means you are not required to answer questions about your parents.

However, you may want to answer questions about your parents if

- you are a law school or health profession student (such as a medical or nursing student), or
- your school requires parental information from all students.

Would you like to answer questions about your parents? 

☐ Yes

☒ No

Previous

Continue

Independent Student Status view

This view shows the results determined if the student's dependency status is independent. The user may select "Yes" or "No" to answer questions about their parents.

Student Homelessness Questions

STUDENT INFORMATION

Student Homelessness Questions

At any time on or after July 1, 2022, did you receive a determination from any of the entities listed below that you were an unaccompanied youth who was homeless, or were self-supporting and at risk of being homeless?
Select all that apply or "None of the above." ⓘ

☐ Your high school or school district homeless liaison

☐ The director of an emergency shelter or transitional housing program funded by the U.S. Department of Housing and Urban Development

☐ The director of a runaway or homeless youth basic center or transitional living program

☒ None of the above

Previous

Continue

Student Homelessness Questions view

This view collects information to determine the dependency status of the student using responses to homelessness status. The user selects "None of the above" to indicate who made the determination of homelessness.

Homeless or at Risk of Being Homeless

STUDENT INFORMATION

Homeless or at Risk of Being Homeless

Important: You indicated you are homeless or at risk of being homeless, and you answered "None of the above" when presented with the specific homeless questions. Read on for more information.

Homeless or at Risk of Being Homeless

Your financial aid administrator can decide that you meet both of the following conditions necessary to be considered homeless and, therefore, do not need to provide parental information:

- **You are homeless**, or self-supporting and at risk of being homeless. Homeless means you are lacking fixed, regular, and adequate housing, which includes living in shelters, parks, motels, hotels, public spaces, camping grounds, cars, abandoned buildings, or temporarily living with other people because you had nowhere else to go. Also, if you are living in any of these situations and fleeing an abusive parent, you may be considered homeless even if your parent would otherwise provide a place to live.
- **You are unaccompanied**, which means you are not living in the physical custody of your parent(s) or guardian(s).

If you believe that you meet these conditions and would like to follow up with the financial aid administrator at the college you plan to attend, select "**Continue**."

Previous

Continue

Homeless or at Risk of Being Homeless view

This view describes the conditions for being homeless or at risk of being homeless. Once the user selects "Continue," they will go to the page that describes the potential impacts of not providing parent information.

Impact of Not Providing Parent Information

The screenshot shows the FAFSA application process with seven steps: 1. Student Demographics (checked), 2. School Selection (checked), 3. Dependency Status (active), 4. Parent Demographics, 5. Parent Financials, 6. Student Financials, and 7. Sign & Submit. The main content area is titled 'SCHOOL SELECTION' and 'Impact of Not Providing Parent Information'. It contains a warning message and a list of consequences for skipping parent information. At the bottom are 'Previous' and 'Continue' buttons.

Student Demographics ✓ School Selection ✓ **3** Dependency Status 4 Parent Demographics 5 Parent Financials 6 Student Financials 7 Sign & Submit

SCHOOL SELECTION

Impact of Not Providing Parent Information

If you continue to complete the application without providing parent information, the following will occur:

- We will **not** transfer any parent information from your last year's application into this year's FAFSA® form.
- We will **not** calculate your Expected Family Contribution (EFC), which colleges use to determine your financial aid package.
- You may be limited in the types of federal student aid that you are eligible to receive.
- You must follow up with the financial aid administrator at the college you plan to attend in order to find out how much student aid you are eligible to receive.

[Previous](#) [Continue](#)

Impact of Not Providing Parent Information view

This view notifies the user that although they are allowed to skip parent information, an EFC will not be generated, and they must follow up with the financial aid administrator in order to complete the FAFSA® form and receive an EFC.

Homeless or At Risk of Being Homeless Acknowledgement

STUDENT INFORMATION

Homeless or at Risk of Being Homeless Acknowledgement

Choose the appropriate option below based on your circumstances. ?

☒ I am unaccompanied and either homeless or at risk of being homeless, and will not provide information about my parent(s).

☐ I will provide information about my parent(s).

Previous

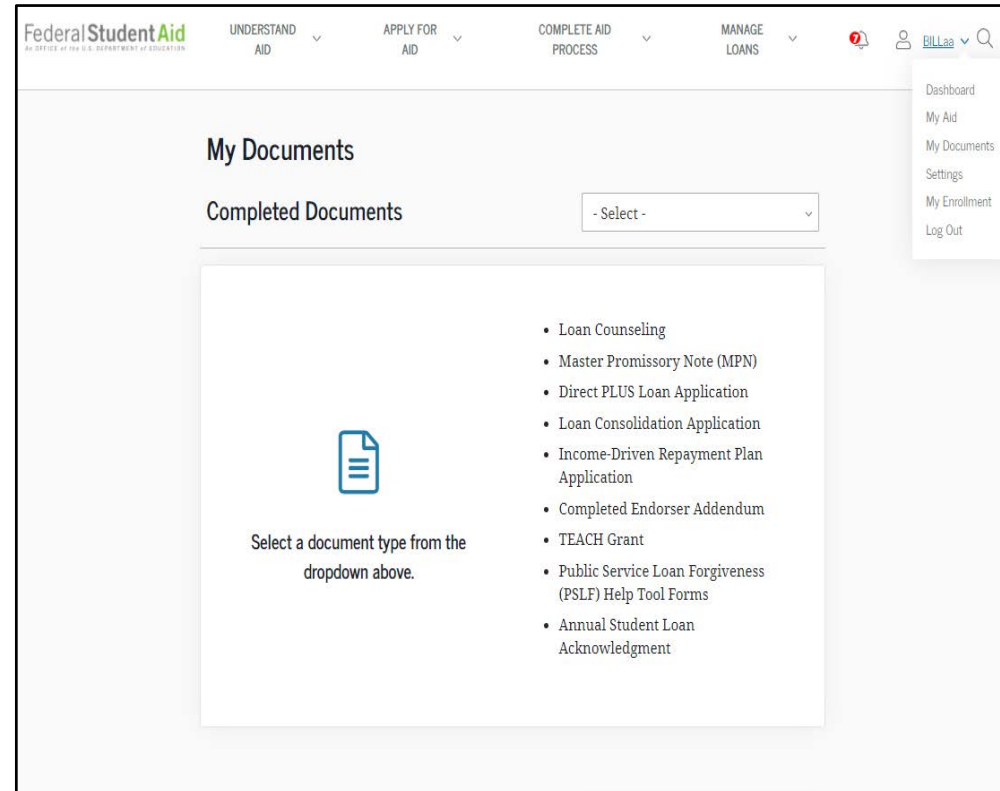
Continue

Homeless of At Risk of Being Homeless Acknowledgement view

Users who are homeless or at risk of being homeless may select whether to provide information about their parents.

Additional Resources

My Documents



My Documents view

The user can track the status of completed documents within the "My Documents" page. To go to the "My Documents" page, the user must log in, select their name from the top right, and select "My Documents."

Notifications

An official website of the United States government. Help Center English | Español

FederalStudentAid
An Office of the U.S. Department of Education

UNDERSTAND AID ▾ APPLY FOR AID ▾ COMPLETE AID PROCESS ▾ MANAGE LOANS ▾

Notifications

| UNREAD NOTIFICATIONS | Mark Read |
|---|--------------------------|
| You have 2 new TEACH Disclosures to review. | <input type="checkbox"/> |
| You have 5 overpayments of federal student aid funds. | <input type="checkbox"/> |
| You have 3 new correspondence to review. | <input type="checkbox"/> |
| It's time to recertify your income-driven repayment plan. Complete your annual recertification. | <input type="checkbox"/> |
| You had 2 student loan payments to DEPT OF ED/NELNET processed recently. View your payment history. | <input type="checkbox"/> |
| You had 2 student loan payments to DEPT OF ED/GREAT LAKES processed recently. View your payment history. | <input type="checkbox"/> |
| Three student loan payments to DEPT OF ED/GREAT LAKES that were posted to your account were not processed. View payment history for more info. | <input type="checkbox"/> |

[View Read Notifications](#)

Notifications view

The user can view any notifications relevant to the FAFSA® form in the Notifications Center. The user must be logged in to view any notifications. If there are any notifications, the bell icon in the top right corner will contain a red circle with a number to indicate the number of notifications.



Conclusion