

National Student Loan Data System Reports for Schools Guide

Version 1.0 Final • 7/20/2022

Table of Contents

Section 1: Introduction.....	1
Section 2: What's New.....	1
Section 3: Cognos Reporting	2
3.1 Cognos Report Naming Convention.....	3
3.2 Cognos Report Formats.....	4
3.3 Cognos Reports: Report Run Types and Scheduling Reports.....	7
3.4 Ad Hoc Reports.....	10
3.5 Ad Hoc Scheduled Reports.....	13
3.6 Fixed Schedule Reports.....	16
3.7 Viewing Your Scheduled Reports	19
3.8 Using Cognos Reports with Multiple Organization Types	22
3.9 Cognos Reports Folder: Team Content and My Content	24
Section 4: Message Class Index	26
Section 5: File Layouts for Report List	31
5.1 Delinquent Borrower Report – DELQ01	32
5.1.1 Fixed-Width File Layout.....	32
5.1.2 Comma Delimited / Comma Separated Values File Layout.....	37
5.2 Date Entered Repayment Report – DER001	43
5.2.1 Fixed-Width File Layout.....	43
5.2.2 Comma Delimited / Comma Separated Values File Layout.....	46
5.3 24/36 Month Payment Info Loan Detail Report – DRC010.....	51
5.3.1 Fixed-Width File Layout.....	51
5.3.2 Comma Delimited / Comma Separated Values File Layout.....	55
5.4 Death Status Conflict Report – DSCGA1	63
5.4.1 Fixed-Width File Layout.....	63
5.4.2 Comma Delimited / Comma Separated Values File Layout.....	65
5.5 Enrollment Statistics Report – ENLST1	70

5.5.1 Excel Web Report Field List.....	70
5.6 Loan Exit Counseling Completion Report – EXTC01	72
5.6.1 Fixed-Width File Layout – NSLDS Format.....	72
5.6.2 Comma Delimited / Comma Separated Values File Layout – NSLDS Format.....	76
5.6.3 Excel Report Field List.....	81
5.7 Loan Exit Counseling Completion Direct Loan Report – EXTC05	83
5.7.1 Fixed-Width File Layout – Direct Loan Format.....	83
5.7.2 Comma Delimited / Comma Separated Values File Layout – Direct Loan Format.....	87
5.7.3 Excel Report Field List.....	92
5.8 Loan Exit Counseling Summary by SSN Report – EXTCD1.....	94
5.8.1 Fixed-Width File Layout.....	94
5.8.2 Comma Delimited / Comma Separated Values File Layout.....	97
5.8.3 Excel Report Field List.....	98
5.9 Request for Financial Aid History Report – FAT001	99
5.10 School Overpayment Report – OVP001	100
5.10.1 Fixed-Width File Layout.....	100
5.11 Aid Overpayment Compliance Report – OVPCL3	104
5.11.1 Fixed-Width File Layout.....	104
5.11.2 Comma Delimited / Comma Separated Values File Layout.....	106
5.12 Perkins Default Summary Report – PRKDF1	109
5.12.1 Fixed-Width File Layout.....	109
5.13 Perkins Extract By Parameters Report – REC001	113
5.13.1 Fixed-Width File Layout.....	113
5.14 Exit Counseling Report – SCH01A	120
5.14.1 Fixed-Width File Layout.....	120
5.15 Transfer Monitoring Summary Report – SCH07A.....	124
5.15.1 Fixed-Width File Layout.....	124
5.16 Borrower Demographic Report - SCHBR1	126

5.16.1 Fixed-Width File Layout.....	126
5.16.2 Comma Delimited / Comma Separated Values File Layout.....	137
5.17 Enrollment Reporting Statistics Backup Detail Report – SCHCB1	150
5.17.1 Fixed-Width File Layout.....	150
5.17.2 Comma Delimited / Comma Separated Values File Layout.....	152
5.18 School Change of Affiliation for CDR Report – SCHCD1	156
5.18.1 Fixed-Width File Layout.....	156
5.18.2 Comma Delimited / Comma Separated Values File Layout.....	160
5.19 School Cohort Default Rate History Report – SCHCDR	166
5.19.1 Fixed-Width File Layout.....	166
5.19.2 Comma Delimited / Comma Separated Values File Layout.....	170
5.20 Enrollment Reporting 2020 Invalid CIP Codes Report – SCHCP4	179
5.20.1 Fixed-Width File Layout.....	179
5.20.2 Comma Delimited / Comma Separated Values File Layout.....	183
5.21 Enrollment Reporting Compliance Report – SCHCR1	188
5.21.1 Excel Report Field List.....	188
5.22 Enrollment Reporting Deleted CIP Code Report – SCHDC1	190
5.22.1 Fixed-Width File Layout.....	190
5.22.2 Comma Delimited / Comma Separated Values File Layout.....	193
5.23 Borrower Default Summary Report – SCHDF1	198
5.23.1 Fixed-Width File Layout.....	198
5.24 NSLDS COD Comparison Report – SCHE10	203
5.24.1 Fixed-Width File Layout.....	203
5.24.2 Comma Delimited / Comma Separated Values File Layout.....	206
5.25 Enrollment Reporting Graduated/Withdrawn Campus Report – SCHEC1	211
5.25.1 Fixed-Width File Layout Information.....	211
5.25.2 Comma Separated Values File Layout Information.....	213
5.26 Enrollment Reporting No Certified Programs Report – SCHEP1	216
5.26.1 File Layout Information.....	216

5.27 Enrollment Reporting Graduated/Withdrawn Program Report – SCHEP4	217
5.27.1 Fixed-Width File Layout.....	217
5.28 Enrollment Reporting Summary Report – SCHER1	221
5.29 Enrollment Reporting Certification Report – SCHER4	222
5.29.1 Fixed-Width File Layout.....	222
5.30 Enrollment Errors Report – SCHER5	226
5.30.1 Excel Report Field List.....	226
5.30.2 Fixed-Width File Layout.....	226
5.31 Enrollment Reporting Program Level Certification Report – SCHER8	228
5.31.1 Fixed-Width File Layout.....	228
5.31.2 Comma Delimited / Comma Separated Values File Layout.....	231
5.32 Enrollment Submittal File Tracking Report – SCHET1	237
5.32.1 Excel Report Field List.....	237
5.33 Enrollment History Report – SCHHS1.....	239
5.33.1 File Layout Information.....	239
5.34 Late Enrollment Certifications Report – SCHLC1	240
5.34.1 File Layout Information.....	240
5.35 School Loan List Report – SCHLL1	241
5.35.1 Fixed-Width File Layout.....	241
5.36 School Portfolio Report – SCHPR1	244
5.36.1 Fixed-Width File Layout.....	244
5.36.2 Comma Delimited / Comma Separated Values File Layout.....	253
5.37 TEACH Oversight Summary Report – TEACH1	272
5.37.1 Fixed-Width File Layout.....	272
Section 6: File Layout for NSLDS Security Reports.....	277
6.1 Unusual IP Address Report – SECIP1.....	278
6.1.1 Fixed-Width File Layout.....	278
6.2 Successful and Unsuccessful Lookups Report – SECLK1.....	280
6.2.1 Fixed-Width File Layout.....	280

6.3 No Relationship to Borrower Report – SECRL1	283
6.3.1 Fixed-Width File Layout.....	283
6.4 Online User Detail Report – SECUD1	285
6.4.1 Fixed-Width File Layout.....	285
6.5 NSLDS Usage Summary Report – SECUS1	292
6.5.1 Fixed-Width File Layout.....	292
6.6 Unusual Working Hours Report – SECWH1.....	296
6.6.1 Fixed-Width File Layout.....	296

Change Log

Report ID	Report Name	Date Change

Section 1: Introduction

The National Student Loan Data System (NSLDS) is the U.S. Department of Education's central database for federal student aid disbursed under Title IV of the Higher Education Act of 1965 (HEA), as amended. As the central database for Title IV student financial aid, it enables the entire FSA community to access current and historic financial aid award information. Financial Aid Partners, including schools, can obtain financial aid information from NSLDS through data reports, available from the [NSLDS Professional Access Web site](#).

This document has been created to help school users better understand the reports available, report formats, and how to request each type of report. It provides information about the organization of reports that can be requested from NSLDS, the methods that can be used to retrieve data, and detailed information about the reports available.

This document will be updated periodically and may not include new reports that have been recently released or updated. The Change Log will highlight any new reports that have been added since the last publication of this Guide.

Section 2: What's New

Date	Section
July 2022	<p>Updated entire document to support new Reports feature on the new NSLDS.</p> <p>Major updates include:</p> <ul style="list-style-type: none">• Cognos as the new NSLDS Reporting Tool, with a seamless interface from the NSLDS Professional Access website• Report IDs consolidated to create a one-to-one Report ID to Report Name relationship• Most reports are available for immediate download within the Cognos tool in Excel or PDF formats• Reports with very large extracts (over 1 Million records) will be available in CSV format on Cognos, or Fixed-Width and sent directly via SAIG• Increased flexibility in creating scheduled reports

Section 3: Cognos Reporting

As of July 2022, NSLDS users will access their available reports using the Cognos Reporting Tool. This tool is accessed directly from the Reports tab on the NSLDS Professional Access website. The NSLDS reports have different options, depending on the report, for the report format types they can download through Cognos or request to be sent to their TG mailboxes via SAIG.

3.1 Cognos Report Naming Convention

With the new NSLDS, we have consolidated Report IDs (e.g., SCHBR1 vs SCHBR2 were the same reports for different user groups). Moving forward, each report will have one standard Report ID (e.g., SCHBR1), and available data will be parameter driven.

3.2 Cognos Report Formats

Cognos will be where all report types are requested. However, some report types will only be available for download in SAIG. For these report types, the user will use specific SAIG report prompts to initiate the output transfer process, and then go to their corresponding SAIG mailbox to retrieve the file. These report types are designated by the “*Available in SAIG*” column in the table below. For the other report types, the user will initiate the report and Cognos, and retrieve the final file from Cognos as well. These formats are designated by the “*Available on Cognos*” column. Reports in Cognos will typically be available only in the Excel format, and not in the CSV format. A CSV format will only be added for reports where there is an expected row count greater than 1 million records. The “Availability Limitations” columns details these limitations.

Format	Available on Cognos?	Available in SAIG?	Availability Limitations	Formatting Details	User Notes
Excel	Yes	No	<ul style="list-style-type: none"> Only available in Cognos for reports with a maximum record count <1M. If a report is developed with only an Excel format and the user attempts to request a report that results in >1M rows, any rows greater than 1M will not be written to the file. 	<ul style="list-style-type: none"> Multiple Record Types (Ex. Header, Detail, Trailer) Can have Column Headers. Reports that sort across multiple detail records will not have column headers. 	<ul style="list-style-type: none"> The Excel version in Cognos should be used to schedule FW and Comma Delimited reports to SAIG mailboxes via report prompts. If multiple report formats exist in Cognos, then the Excel version will be labelled as “SAIG Excel Version” in the report name.

CSV/Comma Delimited Text File	Yes - CSV file type	Yes - Comma Delimited Text File	<ul style="list-style-type: none"> Only available in Cognos for reports with a maximum record count > 1M because of Excel limitations. Reports with only a detail record type will be available in Cognos and not sent to SAIG. 	<ul style="list-style-type: none"> Multiple Record Types (Ex. Header, Detail, Trailer) Can have Column Headers. Reports that sort across multiple detail records will not have column headers. Multiple Record CSV on Cognos will have a blank first row and extra commas at the end of record types. 	<p><u>CSV Reports with Multiple Record Types</u></p> <ul style="list-style-type: none"> The CSV version in Cognos should be used to schedule FW and Comma Delimited reports to SAIG mailboxes via report prompts. <p><u>CSV Reports with Only Detail Record Type</u></p> <ul style="list-style-type: none"> SAIG report prompts will not exist. If multiple report formats exist in Cognos, then the CSV version with only the detail record will be labelled as "Cognos CSV Version" in the report name.
PDF	Yes	No	<ul style="list-style-type: none"> None 	<ul style="list-style-type: none"> PDF file format 	N/A

Fixed Width (FW)	No	Yes	<ul style="list-style-type: none">• None	<ul style="list-style-type: none">• Multiple Record Types (Ex. Header, Detail, Trailer)	Users should select a report labelled "SAIG Excel Version" or the report, only featuring the report name, and follow appropriate prompts to send the report as a FW to SAIG.
------------------	----	-----	--------------------------------------------------------	-------------------------------------------------------------------------------------------------------	------------------------------------------------------------------------------------------------------------------------------------------------------------------------------

3.3 Cognos Reports: Report Run Types and Scheduling Reports

In Cognos, there will be 3 ways for a user to schedule the run of their report. These different methods of scheduling a report provide the user with different capabilities and should be used depending on the use case and needs of the user.

The user can run a report as

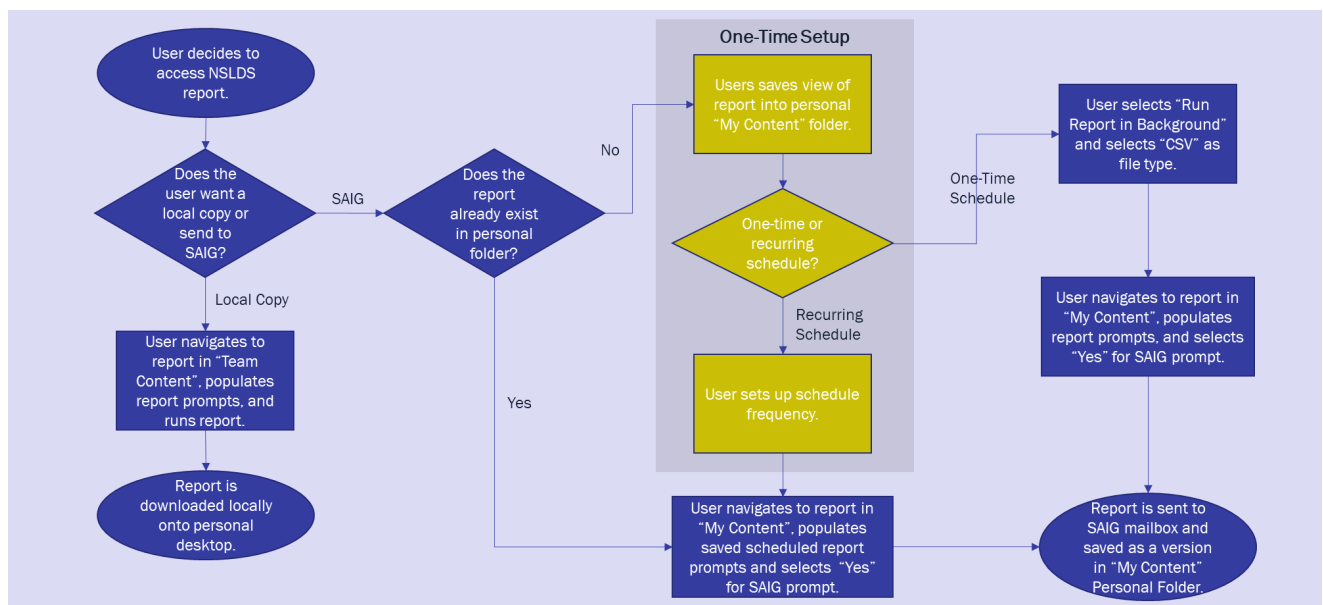
1. Ad Hoc Report (on demand)
2. Ad Hoc Scheduled Report (request now, retrieve later)
3. Fixed Schedule Report

4. The table below summarizes the different report run types and key notes.

Use Case	Report Run Type	Personal or Public Folder	Report Runtime	Versions Generated	When to Use
1	Ad Hoc Report	Can be done on reports saved in public folders or personal folders	Report is run live on database at that moment	HTML, PDF, Excel file downloaded from browser to personal machine only – FW version cannot be requested from SAIG	When the user expects a report to have a quick runtime and wants the report run immediately.
2	Ad Hoc Scheduled Report	Can only be done on reports saved to personal folders	Report is run in background on database	HTML, PDF, or Excel file is saved as a version in personal folder and can be downloaded as many times as needed. User can control how many versions to keep. Versions are only available to specific user and a FW version can be requested from SAIG	When the user expects a report to have a long runtime and wants the report run immediately. When the user is requesting a report type to be sent to SAIG.

3	Fixed Schedule Report	Can only be done on reports saved to personal folders	User sets time to run on some sort of schedule	HTML, PDF, or Excel file is saved as a version in personal folder and can be downloaded as many times as needed. User can control how many versions to keep. Versions are only available to specific user and a FW version can be requested from SAIG	When the user wants to setup a schedule for when the report is run. When the user is requesting a report type to be sent to SAIG.
---	-----------------------	-------------------------------------------------------	------------------------------------------------	-------------------------------------------------------------------------------------------------------------------------------------------------------------------------------------------------------------------------------------------------------	------------------------------------------------------------------------------------------------------------------------------------------

The flow chart summarizes the key decisions for what type of report run the user should use, and highlights additional setup needed in setting up schedules.



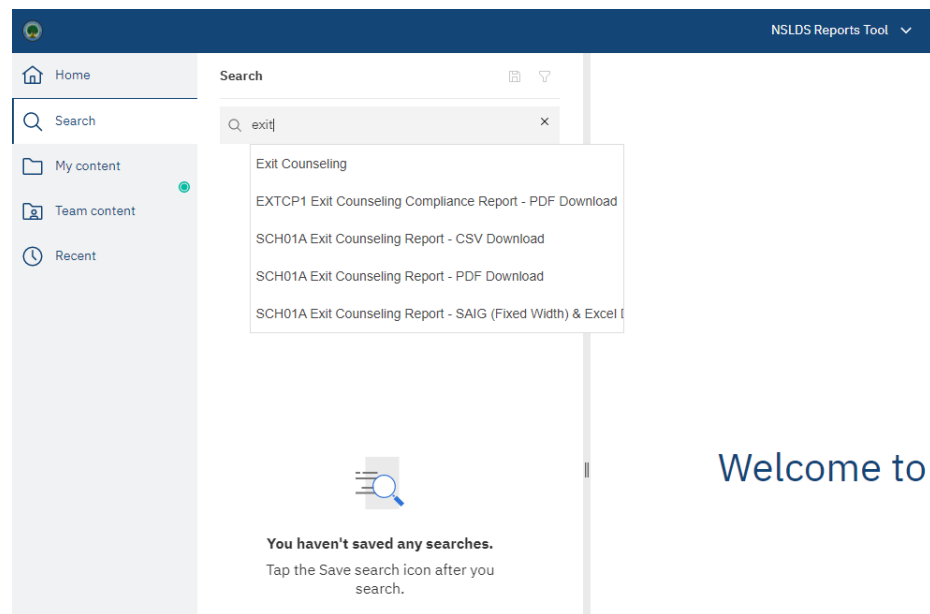
3.4 Ad Hoc Reports

The following screenshots show the process of generating an Ad Hoc report.

1. Log in to the NSLDS Reports Landing Page.



2. Search for the report of your choice or locate in the 'Team Content' tab, selecting the version of the report with the desired file format you would like to generate.



3. Enter in the report parameters. Required parameters will be marked with a red asterisk. If you wish to send the report to a TG Mailbox, then a second parameters page will need to be completed and is detailed in steps 4-5. If not, skip to step 6.

SCH01A Exit Counseling Report - S ... & Excel Download

SCH01A Exit Counseling Report

The Exit Counseling Report (SCH01A) provides school and ED users with exit counseling information on students. Users can enter up to 50 borrower SSNs if the "Exit Counseling by SSN" parameter is selected. This report also provides school and ED users with exit counseling information on students who attend the requesting school and whose anticipated completion dates fall within a specified date range, if the "Exit Counseling by School" parameter is selected. Users can enter begin and end dates for the date range if the "Exit Counseling by School" parameter is selected. Users can also specify one of three sort orders and choose whether to receive the information as a PDF report, Fixed-Width Extract file, or Excel file. Schools can also receive the report via their SAIG mailboxes.

Leading Zeros Note: If the user chooses to download a Comma Separated File directly from Cognos or schedule a Comma Delimited Text File from SAIG, opening these files using a program such as Microsoft Excel may result in the removal of leading 0s. For example, an SSN of +0+12345678 would become 12345678. To ensure that leading 0s are not removed from these formats, please reference the following user guide.

Large Volume Reports Note: Reports that have over 1 million records returned have an additional "Large Volume" report link. Please access the report as a .CSV if volume is expected to exceed 1 million records. Excel formats will not return large record volumes.

Exit Counseling

All fields marked with an asterisk (*) are required.

SAIG Options

Send Report to SAIG

No

Please note reports can only be sent to SAIG when scheduled or run in background from a personal folder

Report Prompt Options

Exit Counseling Report Type *

Exit Counseling by School

School Search

School Code

School Name Contains

School State Code

School City Contains

OPEID *

Anticipated Completion Begin Date *

Jan 1, 0001

Anticipated Completion End Date *

Anticipated Completion End Date Note: If you wish to schedule this report, consider leaving this field blank. This will result in the Anticipated Completion End Date being automatically updated the current date each time the report is generated.

- To send a report to a TG mailbox, begin by selecting 'Yes' from the dropdown menu under the 'Send Report to SAIG' header. After the page refreshes automatically, proceed with entering report parameters. When finished, click the 'Enter SAIG Values' button.

Exit Counseling

All fields marked with an asterisk (*) are required.

SAIG Options

Send Report to SAIG

Yes

Please note reports can only be sent to SAIG when scheduled or run in background from a personal folder

Report Prompt Options

Exit Counseling Report Type *

Exit Counseling by School

School Search

School Code

School Name Contains

School State Code

School City Contains

OPEID *

00100100 - Air University
00100200 - Alabama Agricultural & Mechanical University
00100300 - Faulkner University
00100301 - Faulkner University - Birmingham Center
00100302 - Faulkner University - Florence Center
00100303 - Faulkner University - Huntsville Center
00100304 - Faulkner University - Mobile Center
00100305 - Faulkner University -
00100306 - Faulkner University -
00100307 - Faulkner University -
00100308 - Faulkner University -

Anticipated Completion Begin Date *

Jan 1, 0001

Anticipated Completion End Date *

Anticipated Completion End Date Note: If you wish to schedule this report, consider leaving this field blank. This will result in the Anticipated Completion End Date being automatically updated the current date each time the report is generated.

Sort

by SSN, DOB, Last/First Name, School Code/Branch Code, Loan Date, Loan Type

Cancel Enter SAIG Values

5. Select a TG Mailbox from the dropdown menu on the left.

6. Click the 'Generate' button at the bottom right of the report page and your report will begin running.

Note: For help troubleshooting TG Mailbox issues, call the CPS/SAIG help desk

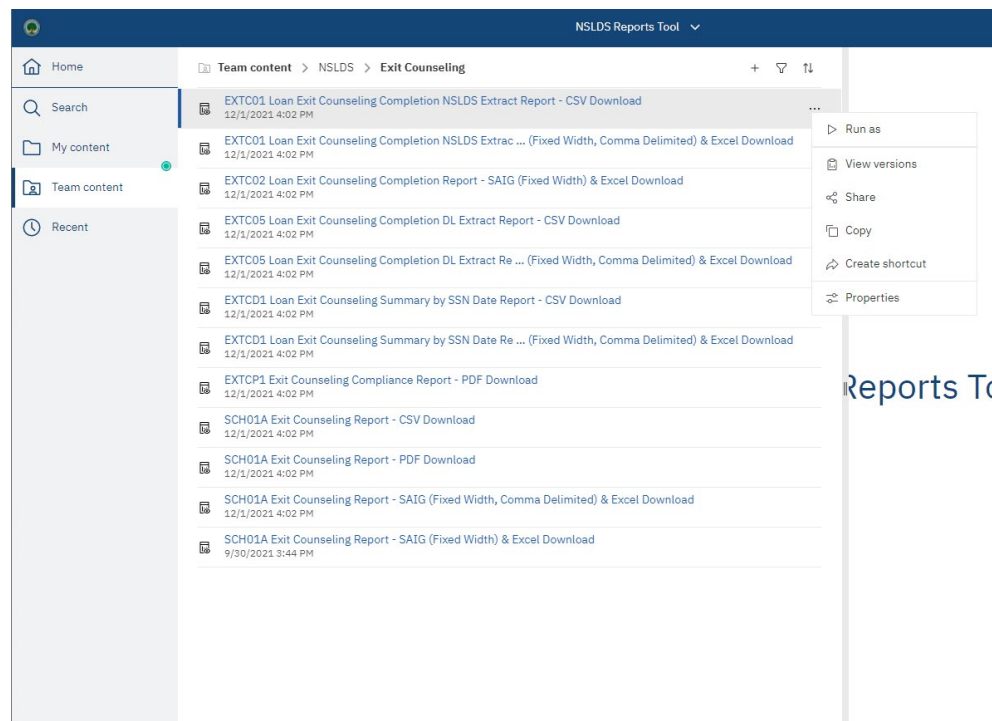
3.5 Ad Hoc Scheduled Reports

The following screenshots show the process of generating an Ad Hoc Scheduled report.

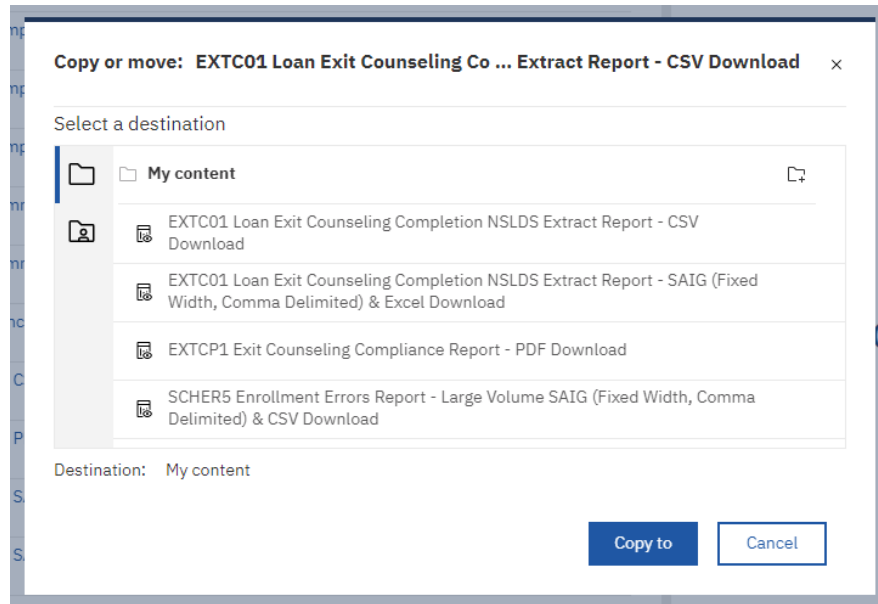
1. Log into the NSLDS Reports Landing Page.



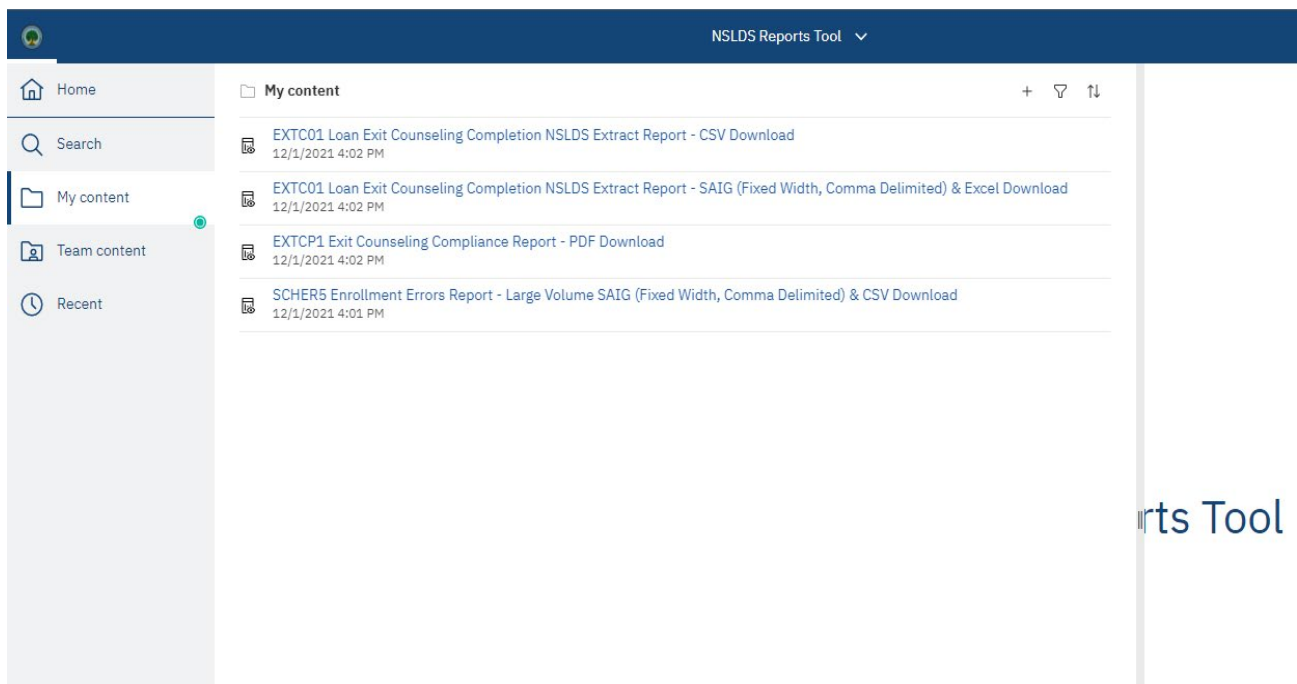
2. To create a schedule for a report, the report must be in your 'My content' folder. If the report you would like to schedule to run is not in your 'My content' folder, please follow steps 3-5. If the report you would like to schedule to run is in your 'My content' folder, please skip to step 6 and continue.
3. Search for the report you would like to schedule (see step 2 of Ad Hoc Reports above) or navigate to 'Team Content' on the left side of the NSLDS Reports Tool site, right click on the report you would like to schedule and select copy.



4. A new 'Copy or move' window will appear. Select the 'My content' folder and click the 'Copy to' button to copy your report of choice over to your 'My content' folder. This step is important because you will only be able to set up a schedule for the report of your choice once that report is in your 'My content' folder.

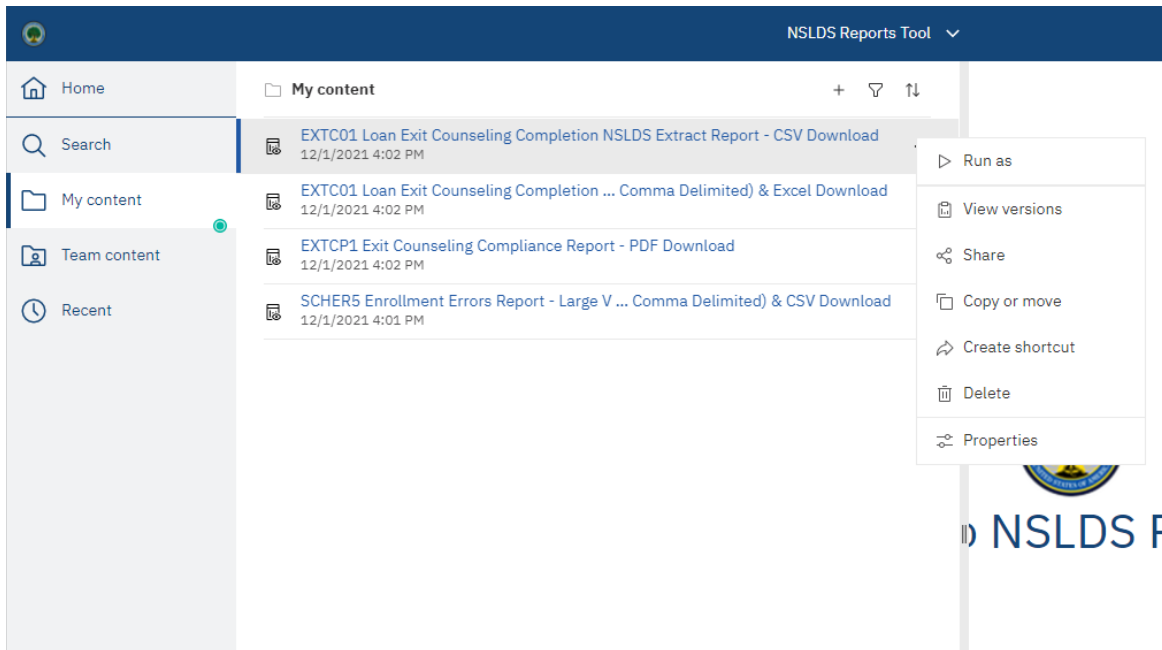


5. Navigate to your 'My content' folder and verify your report has been copied over from your 'Team content' folder.

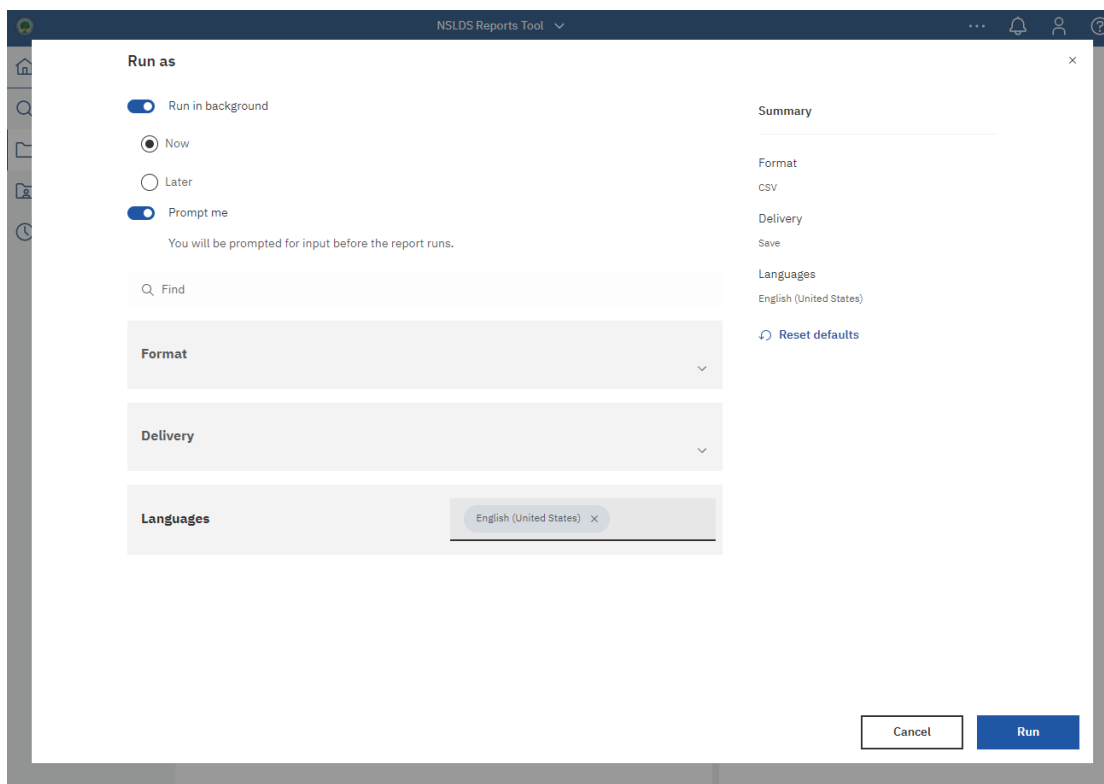


Reports Tool

6. Right click on the report of you would like to create a schedule to run and select 'Run as'.



7. In the 'Run as' window that opens, click the 'Run in background' slider so that it moves to the right (as seen below). This will allow you to access the advanced scheduling settings and select between running the report 'Now' or at a later date of your choosing by selecting 'Later'. Click Run and your report will run.



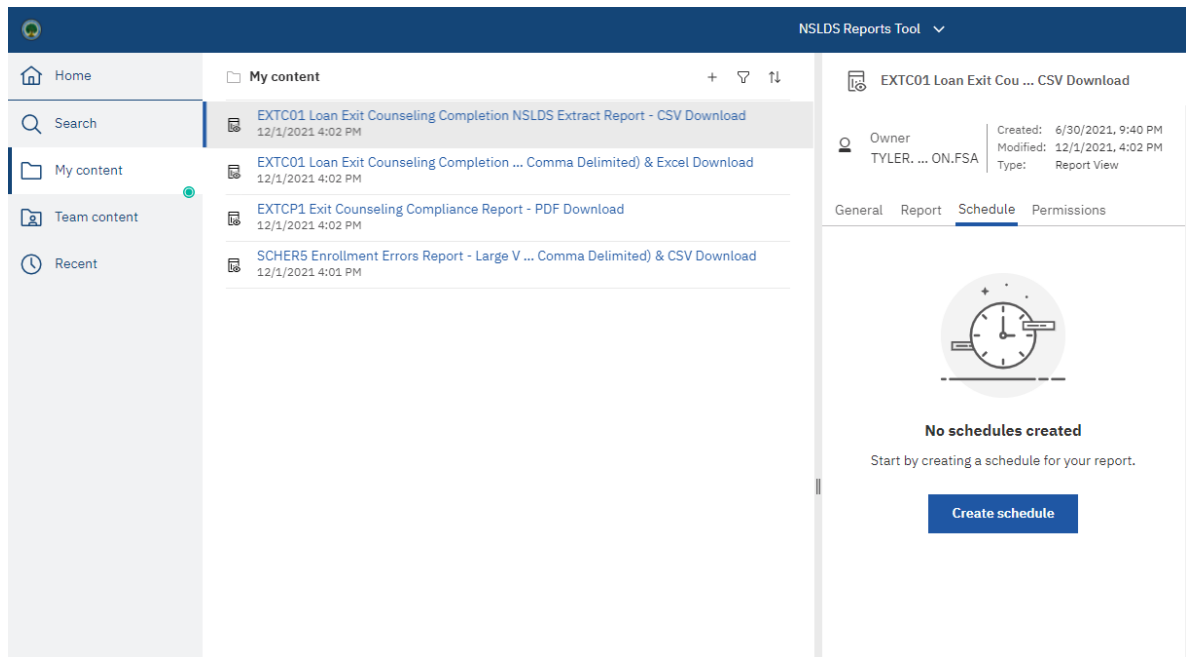
3.6 Fixed Schedule Reports

The following screenshots show the process of scheduling a re-occurring report.

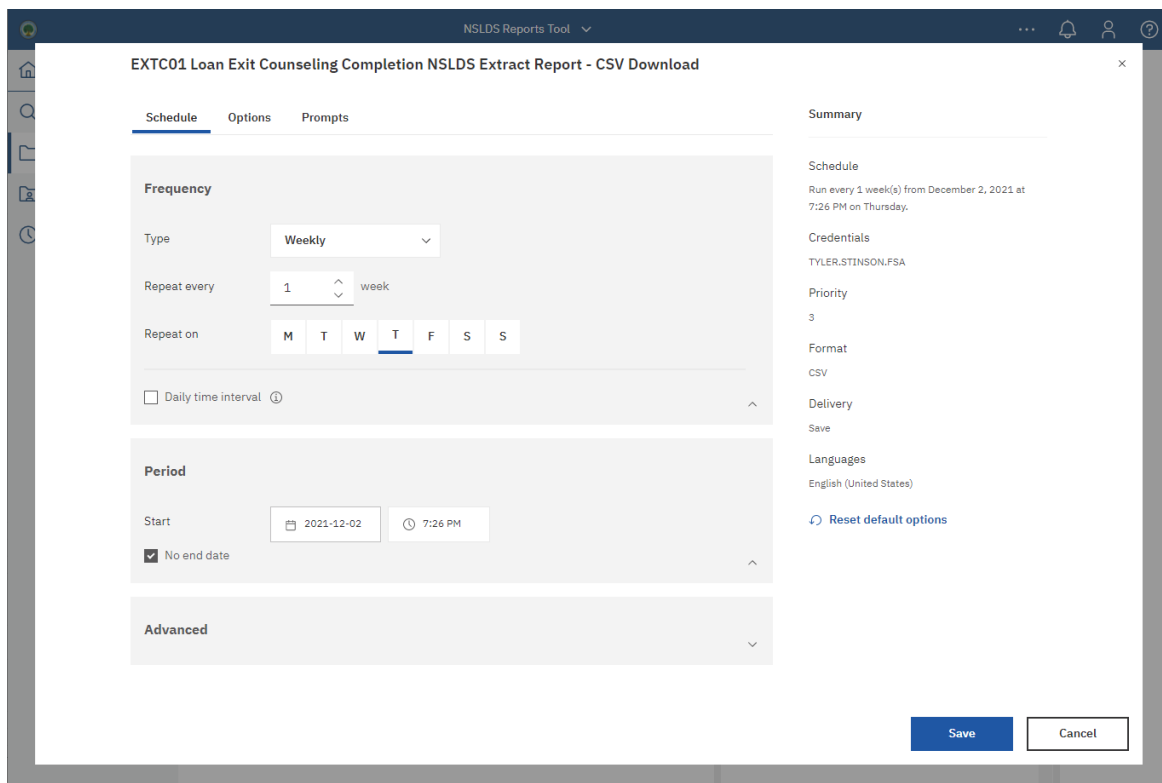
1. To create a schedule for a report, the report must be in your 'My content' folder. If the report you would like to schedule to run is not in your 'My content' folder, please follow steps 3-5 above. If the report you would like to schedule to run is in your 'My content' folder, please skip to step 2 below and continue.
2. Right click on the report of your choice and select 'Properties'.



3. Select 'Schedule' in the 'Properties' window and create a new schedule by clicking 'Create schedule'.



4. Set the schedule frequency, times, days, and range. Note: a user should **not** change the format under the available options, as doing so will generate a blank report.



5. Click 'Save' to finalize your schedule and run your report on the times, days, and range you have chosen.

NSLDS Reports Tool

EXTC01 Loan Exit Counseling Completion NSLDS Extract Report - CSV Download

Schedule Options Prompts

Frequency

Type: Weekly

Repeat every: 1 week

Repeat on: M T W **T** F S S

☐ Daily time interval ⓘ

Period

Start: 2021-12-02 7:26 PM

☒ No end date

Advanced

Summary

Schedule
Run every 1 week(s) from December 2, 2021 at 7:26 PM on Thursday.

Credentials
TYLER.STINSON\FSA

Priority
3

Format
CSV

Delivery
Save

Languages
English (United States)

[Reset default options](#)

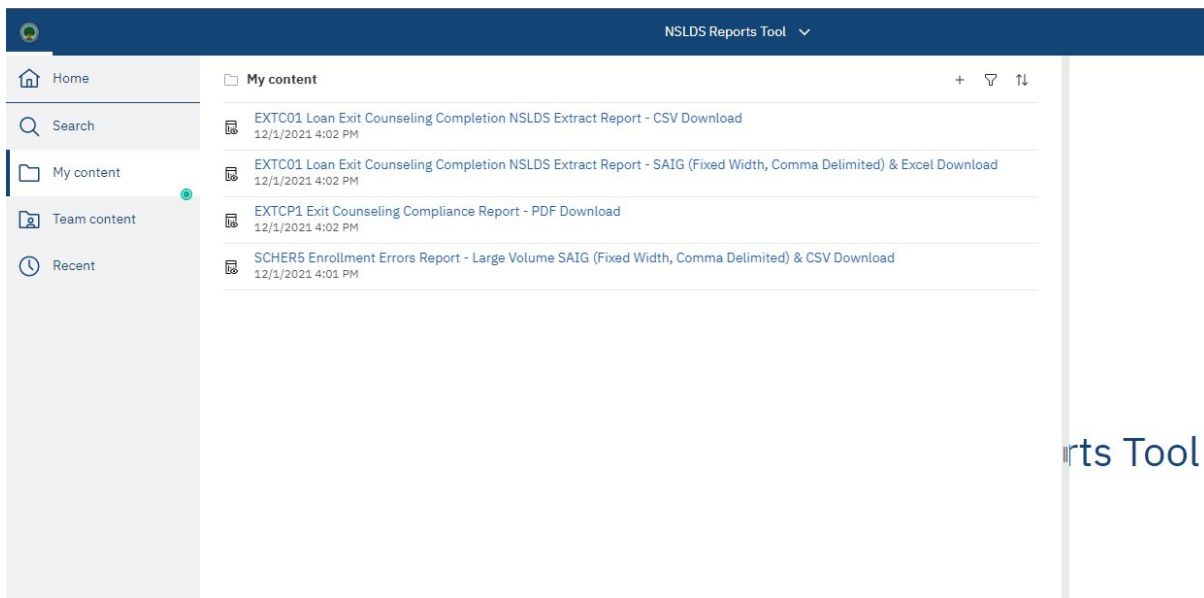
Save **Cancel**

3.7 Viewing Your Scheduled Reports

1. Log into the NSLDS Reports Tool.



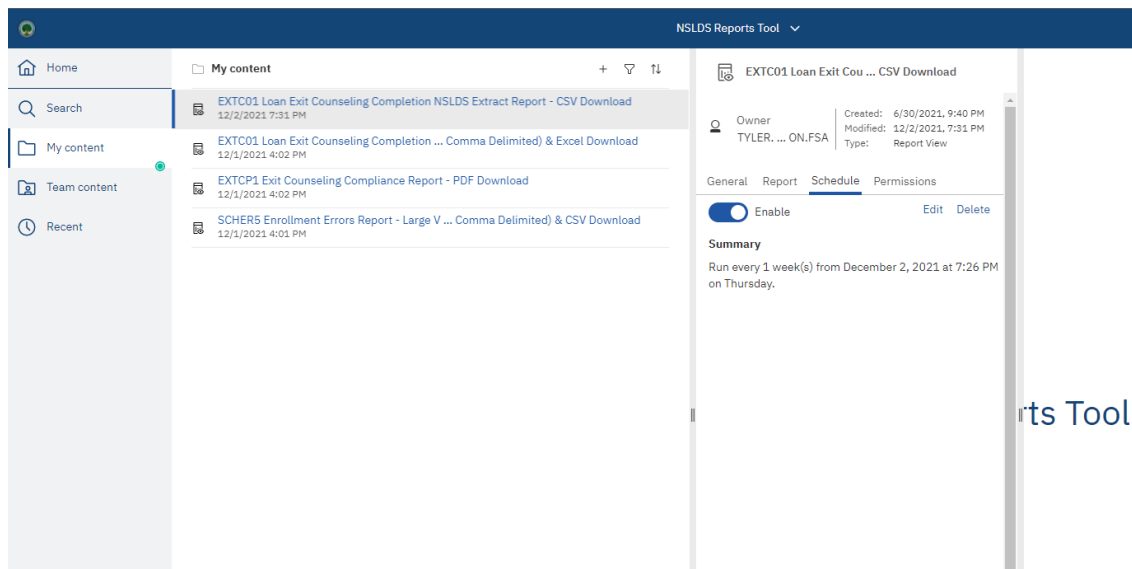
2. Navigate to your 'My content' folder. Here you will be able to view all past scheduled reports that have been run.



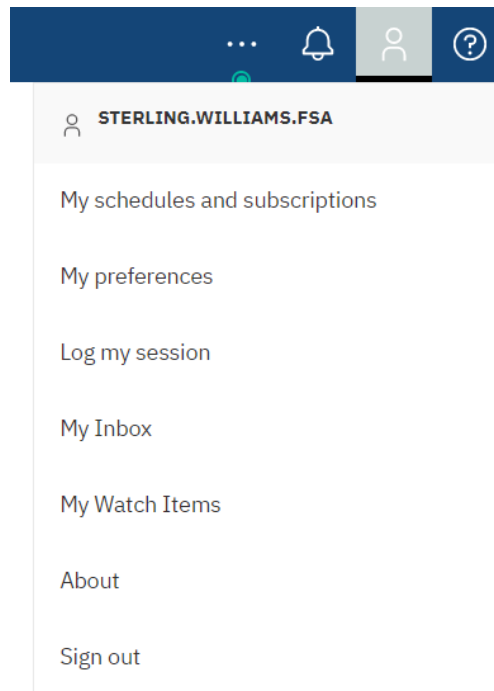
3. Right click on the report of your choice and select 'Properties'.



4. Select 'Schedule' in the Properties window. After a schedule for a report has been created, it will appear under the 'Schedule' tab.



5. If you wish to view your upcoming scheduled reports, navigate to the top right menu bar and click on the user icon and select 'My schedules and subscriptions'.



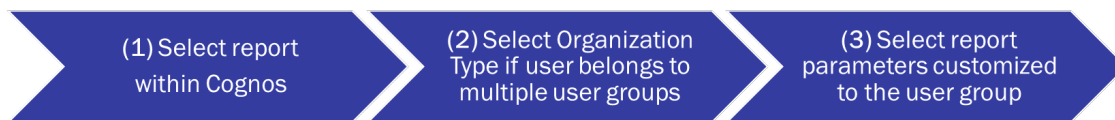
6. You will now be taken to this page, which shows you descriptive statistics of your past, current, and upcoming scheduled reports.



3.8 Using Cognos Reports with Multiple Organization Types

In Cognos, when a user belongs to multiple user groups, the user first selects the report and then identifies which user group view they want to run the report as.

USERS IN MULTIPLE USER GROUPS



Definitions

- Organization Type – This is the user group. Ex) School, GA/FLS, Lender, Lender Servicer
- Organization – This is the specific organization type. Ex) OPEID = 12345678

Notes

- This flow only applies to users that are in multiple organization types (e.g. combination of school/GA/Lender).
- Users that have access to multiple organizations within the same organization type will not be prompted to select an “Organization Type” parameter
 - Ex) If the user is only a school user, but belongs to multiple schools, the user can select the desired OPEID via the report parameters. The user will only be able to select OPEIDs they have access to.
- Users will see all reports that are available to them across all organization types.
- Users will be prompted to select the organization type when changing reports.

The following two screenshots show the dropdown parameter given to users who are in multiple user groups:

Federal Student Aid
An OFFICE of the U.S. DEPARTMENT of EDUCATION

DSCGA1 Death Status Conflict Report

The Death Status Conflict Report provides ED users with an extract of borrowers who have a loan in an open status at the specific entity, and also have at least one loan in a death status at any entity. The extract also includes beneficiaries (student) of Parent PLUS loans with loan status code of "PZ" (PLUS Child Death) and loan status effective date within the last five years. The report can be requested ad-hoc, through the Report List link under the Report tab of the NSLDS Professional Access website, or scheduled through the Organization Profile link under the Org tab. Unlike the ad-hoc reports, scheduled reports are delivered automatically according to the frequency selected. Available frequencies are monthly and quarterly. The user who sets up scheduling may choose to receive the extract in either Fixed-Width or CSV format. The scheduled report will be sent to the SAIG mailbox (TG number) specified by the user.

Loan & Grant

You have been identified as a member of multiple organization types. Please choose which organization type to run this report for before continuing

Organization Type

▼

DSCGA1 Death Status Conflict Report

The Death Status Conflict Report provides ED users with an extract of borrowers who have a loan in an open status at the specific entity, and also have at least one loan in a death status at any entity. The extract also includes beneficiaries (student) of Parent PLUS loans with loan status code of "PZ" (PLUS Child Death) and loan status effective date within the last five years. The report can be requested ad-hoc, through the Report List link under the Report tab of the NSLDS Professional Access website, or scheduled through the Organization Profile link under the Org tab. Unlike the ad-hoc reports, scheduled reports are delivered automatically according to the frequency selected. Available frequencies are monthly and quarterly. The user who sets up scheduling may choose to receive the extract in either Fixed-Width or CSV format. The scheduled report will be sent to the SAIG mailbox (TG number) specified by the user.

Loan & Grant

You have been identified as a member of multiple organization types. Please choose which organization type to run this report for before continuing

Organization Type

▼

Institution

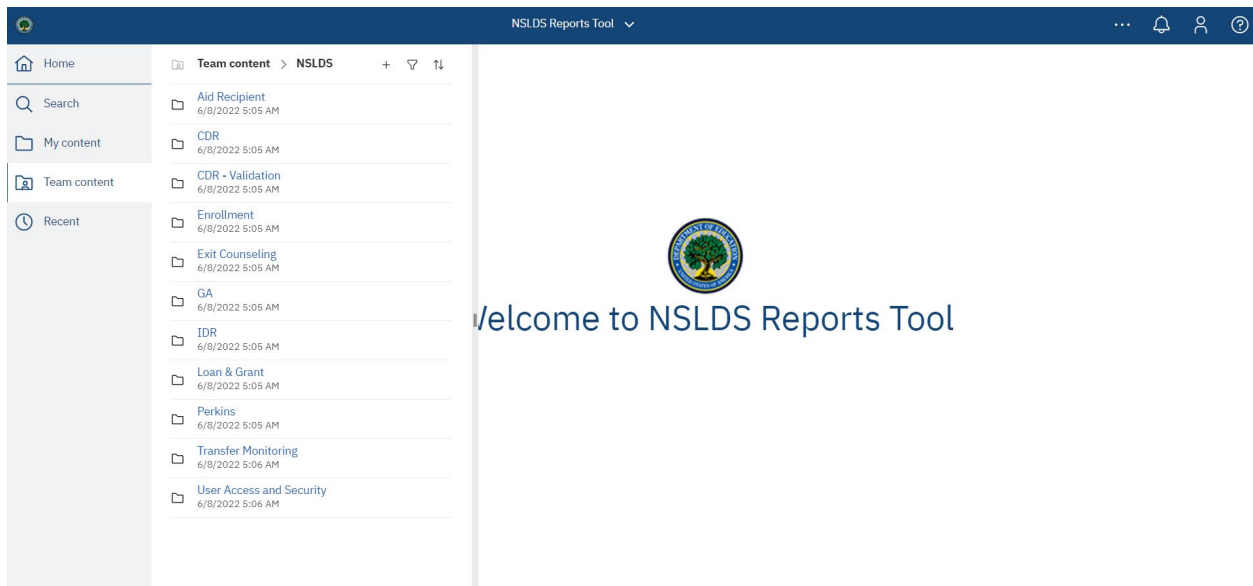
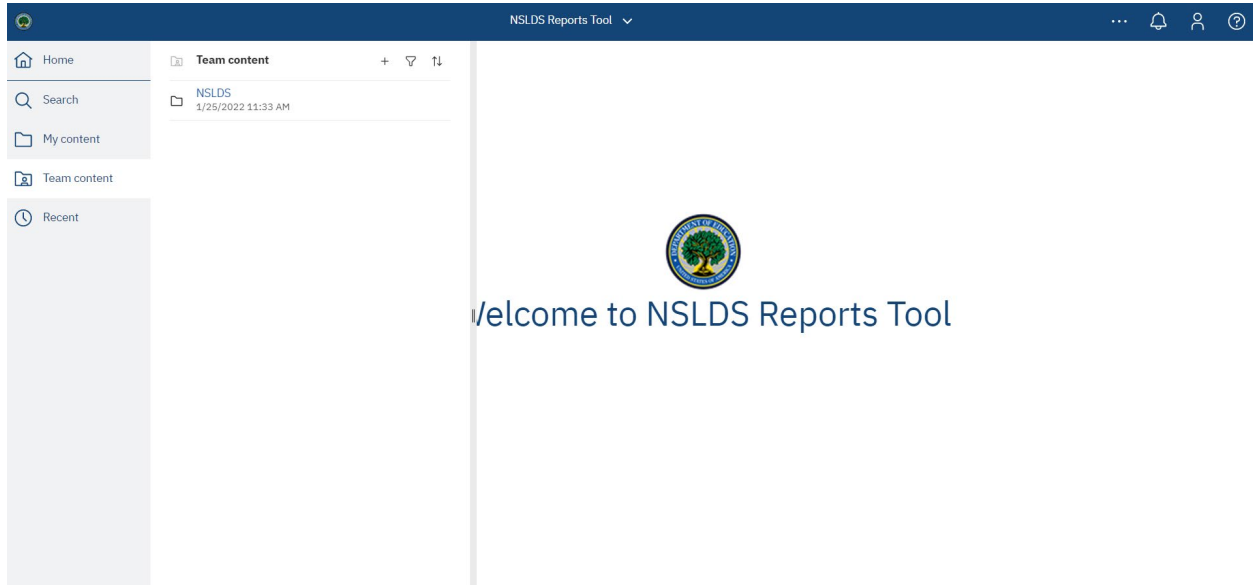
Lender Servicer for the FFEL Program

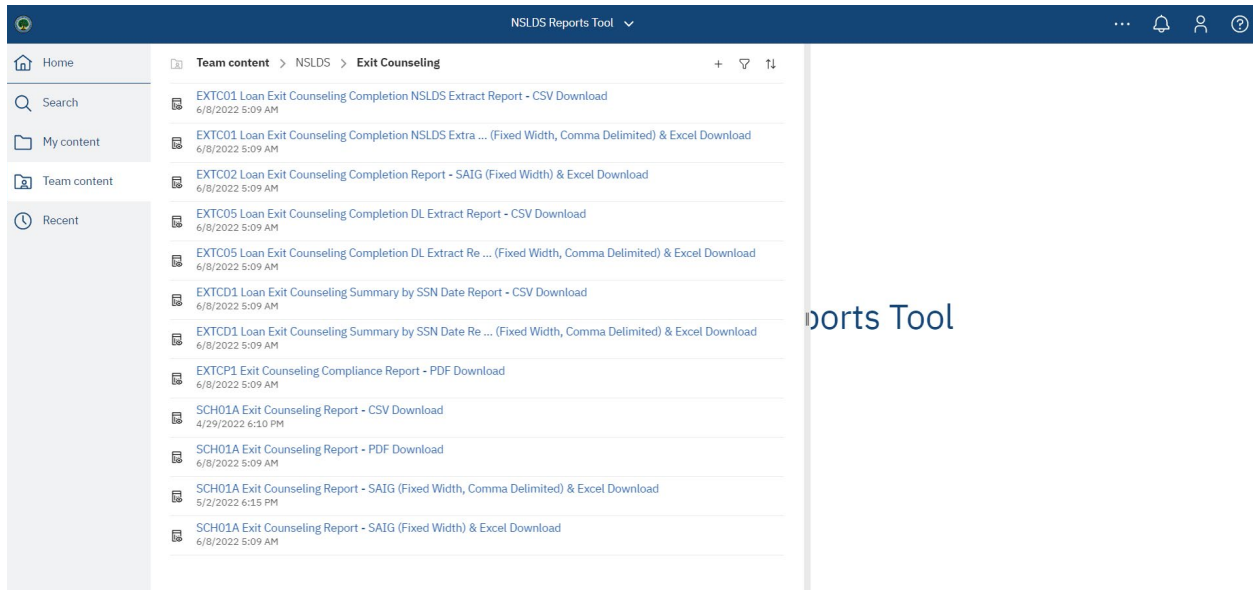
Guaranty Agency/Federal Loan Servicer

3.9 Cognos Reports Folder: Team Content and My Content

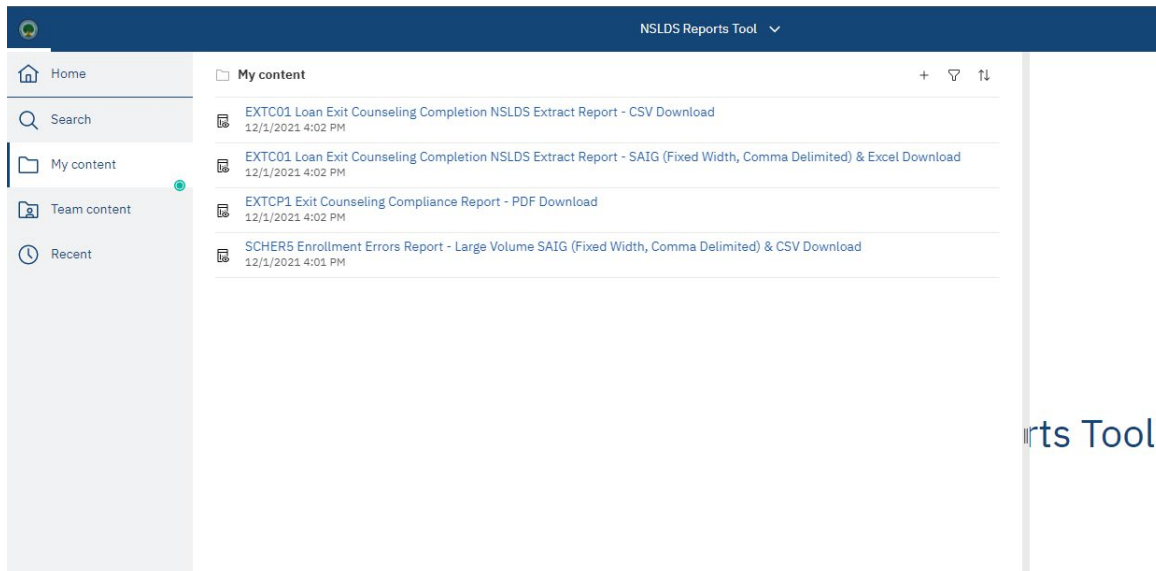
Cognos will allow users to save their reports in two locations within Cognos. These folders allow for personal storage of reports, or collaborative storage of reports across the organization.

Users can store their reports in either the “My Content” or “Team Content” folder. The following screenshots are an example of a user’s “Team Content” folder.





In addition, within the “My Content” folder, users will be able to see historical versions of reports that they had scheduled and run. Users will be able to specify the retention policy of these versions either by number of occurrences, or by a time frame. The screenshot below shows an example of storing reports in the “My Content” folder.



Section 4: Message Class Index

Reports delivered using the SAIG have specific message classes identifying the type of report sent. The following are the current message classes.

The following table provides a list of Reports, sorted by Report ID.

Message Class	Description	Report ID
DELQFFOP	Delinquent Borrower Report (Ad Hoc Fixed-width version)	DELQ01
DELQCMOP	Delinquent Borrower Report (Ad Hoc Comma Delimited/Comma Separated Values)	DELQ01
SDERFWOP	Date Entered Repayment Report (Ad Hoc Fixed-width version)	DER001
SDERCDOP	Date Entered Repayment Report (Ad Hoc Comma Delimited/Comma Separated Values version)	DER001
SHNOTEOP	24/36 Month School Repayment Info Loan Detail Report (Ad Hoc Fixed-width version)	DRC010
SHNOTCOP	24/36 Month Payment Info Loan Detail Report (Ad Hoc Comma Delimited/Comma Separated Values)	DRC010
DERPFWOP	Death Status Conflict Report (Ad Hoc Fixed-width version)	DSCGA1
DERPCDOP	Death Status Conflict Report (Ad Hoc Comma Delimited/Comma Separated Values)	DSCGA1
EXNSFFOP	Loan Exit Counseling Completion Report (Ad Hoc Fixed-width version: NSLDS Format)	EXTC01
EXNSCMOP	Loan Exit Counseling Completion Report (Ad Hoc Comma Delimited/Comma Separated Values version: NSLDS Format)	EXTC01
EXITFFOP	Loan Exit Counseling Completion Report (Ad Hoc Fixed-width version: Direct Loan Format)	EXTC05
EXITCMOP	Loan Exit Counseling Completion Report (Ad Hoc Comma Delimited/Comma Separated Values version: Direct Loan Format)	EXTC05

Message Class	Description	Report ID
EXSMFFOP	Loan Exit Counseling Summary by Date Report (Ad Hoc Fixed-width version)	EXTCD1
EXSMCMOP	Loan Exit Counseling Summary by Date Report (Ad Hoc Comma Delimited/Comma Separated Values version)	EXTCD1
FAHEXTOP	Request for Financial Aid History Report (Ad Hoc Fixed-width version)	FAT001
AHSLDEOP	School Overpayment Report (Ad Hoc Fixed-width version)	OVP001
AOCOFWOP	Aid Overpayment Compliance Report (Ad Hoc Fixed-width version)	OVPCL3
AOCOCDOP	Aid Overpayment Compliance Report (Ad Hoc Comma Delimited/Comma Separated Values version)	OVPCL3
AHSLDEOP	Perkins Default Summary Report (Ad Hoc Fixed-width version)	PRKDF1
SCHRECOP	Perkins Extract By Parameters Report (Ad Hoc Fixed-width version)	REC001
AHSLDEOP	Exit Counseling by SSN Report (Ad Hoc Fixed-width version)	SCH01A
AHSLDEOP	Exit Counseling Report (Ad Hoc Fixed-width version)	SCH01A
AHSLDSOP	Transfer Monitoring Summary Report (Ad Hoc Fixed-width version)	SCH07A
DEMOWOP	Borrower Demographic Report (Ad Hoc Fixed-width version)	SCHBR1
DEMOCODOP	Borrower Demographic Report (Ad Hoc Comma Delimited/Comma Separated Values)	SCHBR1
ERSBFWOP	Enrollment Reporting Statistics Backup Detail (Ad Hoc Fixed-width version)	SCHCB1
ERSBCDOP	Enrollment Reporting Statistics Backup Detail (Ad Hoc Comma Delimited/Comma Separated Values)	SCHCB1

Message Class	Description	Report ID
SHNOTEOP	School Cohort Default Rate History Report (Ad Hoc Fixed-width version)	SCHCDR
CDRCSVOP	School Cohort Default Rate History Report (Ad Hoc Comma Delimited/Comma Separated Values)	SCHCDR
OLCIPFOP	Enrollment Reporting 2020 Invalid CIP Codes Report (Ad Hoc Fixed-width version)	SCHCP4
OLCIPCOP	Enrollment Reporting 2020 Invalid CIP Codes Report (Ad Hoc Comma Delimited/Comma Separated Values)	SCHCP4
DLCIPFOP	Enrollment Reporting Deleted CIP Code Report (Ad Hoc Fixed-width version)	SCHDC1
DLCIPCOP	Enrollment Reporting 2020 Deleted CIP Code Report (Ad Hoc Comma Delimited/Comma Separated Values)	SCHDC1
SFWDF1OP	Borrower Default Summary Report (Ad Hoc Fixed-width version)	SCHDF1
SCDDF1OP	Borrower Default Summary Report (Ad Hoc Comma Delimited/Comma Separated Values version)	SCHDF1
ERGCFWOP	Enrollment Reporting Graduated/Withdrawn Program Report (Ad Hoc Fixed-width version)	SCHEC1
ERGCCDOP	Enrollment Reporting Graduated/Withdrawn Campus Report (Comma Delimited/Comma Separated Values version)	SCHEC1
ERAPFWOP	Enrollment Reporting No Certified Programs Report (Ad Hoc Fixed-width version)	SCHEP1
ERGPFWOP	Enrollment Reporting Graduated/Withdrawn Program Report (Ad Hoc Fixed-width version)	SCHEP4
ERGCCDOP	Enrollment Reporting Graduated/Withdrawn Campus Report (Comma Delimited/Comma Separated Values version)	SCHEP4
AHSLDEOP	Enrollment Reporting Certification Report (Ad Hoc Fixed-width version)	SCHER4

Message Class	Description	Report ID
EFERFWOP	Enrollment Errors Report (Ad Hoc Fixed-width version)	SCHER5
EFERCDOP	Enrollment Errors Report (Ad Hoc Comma Delimited/Comma Separated Values version)	SCHER5
ERCCFWOP	Enrollment Reporting Program Level Certification Report (Ad Hoc Fixed-width version)	SCHER8
ERCCCDOP	Enrollment Reporting Program Level Certification Report (Comma Delimited/Comma Separated Values)	SCHER8
ERHISFOP	Enrollment History Report (Ad Hoc Fixed-width version)	SCHHS1
ERHISCOP	Enrollment History Report (Comma Delimited/Comma Separated Values)	SCHHS1
LTENCFOP	Late Enrollment Certifications Report (Ad Hoc Fixed-width version)	SCHLC1
LTENCCOP	Late Enrollment Certifications Report (Ad Hoc Comma Delimited/Comma Separated Values)	SCHLC1
AHSLDEOP	School Loan List Report (Ad Hoc Fixed-width version)	SCHLL1
SCHRPFOP	School Portfolio Report (Ad Hoc Fixed-width version)	SCHPR1
SCHRPCOP	School Portfolio Report (Ad Hoc Comma Delimited/Comma Separated Values version)	SCHPR1
AHSLDEOP	TEACH Oversight Summary Report (Ad Hoc Fixed-width version)	TEACH1

NSLDS Security Report List Sorted by Report ID		
Message Class	Description	Report ID
AHSLDEOP	Unusual IP Address Report (Ad Hoc Fixed-width version)	SECIP1

NSLDS Security Report List Sorted by Report ID		
Message Class	Description	Report ID
AHSLDEOP	Successful and Unsuccessful Lookups Report (Ad Hoc Fixed-width version)	SECLK1
AHSLDEOP	No Relationship to Borrower Report (Ad Hoc Fixed-width version)	SECRL1
AHSLDEOP	Online User Detail Report (Ad Hoc Fixed-width version)	SECUD1
AHSLDEOP	NSLDS Usage Summary Report (Ad Hoc Fixed-width version)	SECUS1
AHSLDEOP	Unusual Working Hours Report (Ad Hoc Fixed-width version)	SECWH1

Section 5: File Layouts for Report List

The report details are organized in alphabetical order by Report ID as displayed on the Report List.

5.1 Delinquent Borrower Report – DELQ01

The *Delinquent Borrower Report* is a report of borrowers who have been reported as delinquent in making loan payments to one of the federal loan servicers. The report does not include borrowers who have loans held by Guaranty Agencies. To assist schools with delinquency/default prevention, this report contains the student's demographic data including address, phone numbers, and e-mail address, as well as loan data including date, type, total outstanding balance, and current monthly payment amount.

Report ID	Format	Extract Type	Delivery Method	Report Frequency	Message Class	NSLDS Sending Mailbox
DELQ01	Extract	Fixed-Width	SAIG	Ad Hoc, Scheduled	DELQFFOP	TG53161
DELQ01	Extract	Comma Delimited/Comma Separated Values	SAIG	Ad Hoc, Scheduled	DELQCMOP	TG53161
DELQ01	PDF			Ad Hoc, Scheduled		

5.1.1 Fixed-Width File Layout

Delinquent Borrower Report Header Record

Length = 700

Pos FR	Pos TO	Data Element	Description	Field Format	Lth
1	1	Record Type	'0' – Represents Header record.	Char.	1
2	41	Header Title	Value 'DELINQUENT BORROWER REPORT'.	Char.	40
42	47	Report ID	Identifier of report. Value: 'DELQ01'	Char.	6
48	53	School Code	The first 6 digits of the OPEID* as assigned by the Office of Postsecondary Education.	Char.	6
54	55	Branch Code	The last 2 digits of the OPEID* of the school location as assigned by the Office of Postsecondary Education for the school being reported. If all school locations are selected (*), this field displays as "All".	Char.	2
56	58	Federal Loan Servicer ID	Federal Loan Servicer ID. * = All Or a specific Federal Loan Servicer ID	Char.	3

Version 1.5

Pos FR	Pos TO	Data Element	Description	Field Format	Lth
59	62	Cohort Year	Cohort Year. * = All Or a specific year CCYY	Char.	4
63	63	Delinquent Period 31-89	Indicator of Delinquent Time Period 31-89 Days. Y = Include N = Exclude	Char.	1
64	64	Delinquent Period 90-149	Indicator of Delinquent Time Period 90-149 Days. Y = Include N = Exclude	Char.	1
65	65	Delinquent Period 150-209	Indicator of Delinquent Time Period 150-209 Days. Y = Include N = Exclude	Char.	1
66	66	Delinquent Period 210-269	Indicator of Delinquent Time Period 210-269 Days. Y = Include N = Exclude	Char.	1
67	67	Delinquent Period 270-359	Indicator of Delinquent Time Period 270-359 Days. Y = Include N = Exclude	Char.	1
68	68	Delinquent Period 360+	Indicator of Delinquent Time Period 360+ Days. Y = Include N = Exclude	Char.	1
69	69	Sort By	1 = SSN 2 = Last Name within descending Delinquent Period	Char.	1
70	89	Submittal Timestamp	Submittal Timestamp when the request was picked up by the batch routine from the queue.	Char.	20
90	700	Filler	Attribute to complete record length.	Char.	611

*Delinquent Borrower Report Detail Record**Length = 700*

Pos FR	Pos TO	Data Element	Description	Field Format	Lth
1	1	Record Type	'1' – Represents Detail record.	Char.	1
2	10	Borrower SSN	Borrower Social Security Number.	Char.	9

Pos FR	Pos TO	Data Element	Description	Field Format	Lth
11	18	Borrower DOB	Borrower Date of Birth. Format CCYYMMDD.	Date	8
19	53	Borrower Last Name	Borrower Last Name.	Char.	35
54	88	Borrower First Name	Borrower First Name.	Char.	35
89	123	Borrower Middle Name	Borrower Middle Name.	Char.	35
124	129	OPB	Outstanding Principal Balance currently owed on the loan.	Num.	6
130	135	OIB	Outstanding Interest Balance currently owed on the loan.	Num.	6
136	141	Fees	Outstanding Fees Balance currently owed on the loan.	Num.	6
142	144	Days Delinquent	Number of days borrower is delinquent as of the Submittal Timestamp.	Char.	3
145	152	Delinquent Date	Date borrower became delinquent. Format CCYYMMDD.	Date	8
153	158	Amount	Loan amount.	Num.	6
159	166	Loan Date	Date when a FDLP loan was originally disbursed or Date when an FFELP loan was originally guaranteed.	Date	8
167	168	Loan Type	Type of loan.	Char.	2
169	174	Monthly Payment Amount	Scheduled Payment Amount.	Num.	6
175	214	Address Line 1	Street Address Line 1.	Char.	40
215	254	Address Line 2	Street Address Line 2.	Char.	40
255	284	City	Current City.	Char.	30
285	286	State	State Abbreviation.	Char.	2
287	303	Zip Code	Postal Code.	Char.	17
304	328	Country	Country.	Char.	25
329	329	Address Condition	Good Address. Y = Yes N = No	Char.	1
330	339	Home Phone	Borrower's residence phone.	Char.	10
340	349	Business Phone	Borrower's business phone.	Char.	10
350	359	Cell Phone	Borrower's cell phone.	Char.	10
360	487	E-mail	Borrower's e-mail address.	Char.	128
488	495	Maturity Date	Loan Maturity Date/Date Entered Repayment.	Date	8
496	503	Date of Default Loan Status	Date the loan received a status of defaulted.	Date	8

Pos FR	Pos TO	Data Element	Description	Field Format	Lth
504	511	Date of Default for Cohort Default Rate	Date the loan began being used in cohort default rate numerator.	Date	8
512	513	Repayment Plan Type	Code for repayment plan. C1 = Income Contingent Repayment– Formula Amount C2 = Income Contingent Repayment– Capped Amount C3 = Income Contingent Repayment CG = Consolidation Graduated Repayment CS = Consolidation Standard Repayment EF = Extended Fixed Repayment EG = Extended Graduated Repayment FE = Fixed Payment, Extended Term Repayment FF = Fixed Payment, Fixed Term Repayment GR = Graduated Repayment I3 = Income-Based Repayment Plan 2014 with Partial Financial Hardship I4 = Income-Based Repayment Plan 2014 without Partial Financial Hardship IB = Income-Based Repayment – Partial Financial Hardship IC = Income Contingent Repayment IL = Income Based Repayment– No Partial Financial Hardship IS – Income Sensitive Repayment J1 = Alternative Fixed Payment Repayment J2 = Alternative Fixed Term Repayment J3 = Alternative Graduated Payment Repayment J4 = Alternative Negative Amortization Repayment P1 = Pay as You Earn – No Partial Financial Hardship PA = Pay as You Earn Repayment– Partial Financial Hardship SF = Standard Repayment SG = Graduated 10-Year Repayment SP = Special Plan/Secretary's Option Repayment	Char.	2
514	516	Servicer Code	Servicer Code.	Char.	3
517	556	Servicer Name	Servicer Name.	Char.	40
557	566	Servicer Phone	Servicer Phone.	Char.	10

Pos FR	Pos TO	Data Element	Description	Field Format	Lth
567	587	Award ID/Data Provider ID	Award ID/Data Provider ID.	Char.	21
588	593	Original School Code	Original School Code associated with the loan. For a school that has merged into a new OPEID, the original OPEID will populate in this field.	Char.	6
594	595	Original School Branch Code	Original School Branch Code associated with the loan. For a school that has merged into a new OPEID, the original School Branch Code will populate in this field.	Char.	2
596	596	Consolidation Indicator	Indicates that the loan is either a consolidation loan or an underlying loan for a consolidation loan. Values are: 1 = Consolidation Loan 2 = Underlying Loan(s) Blank	Char.	1
597	617	Consolidation Loan Identifier	This field is populated only when the Consolidation Indicator is not blank. For both a consolidation loan and its underlying loan(s), this field contains an alpha-numeric identifier that helps associate or link the consolidation loan to all of its underlying loans.	Char.	21
618	626	Student SSN	Parent PLUS loan beneficiary Social Security Number.	Char.	9
627	634	Student DOB	Parent PLUS loan beneficiary Date of Birth.	Char.	8
635	646	Student First Name	Parent PLUS loan beneficiary First Name.	Char.	12
647	700	Filler	Attribute to complete record length.	Char.	54

*Delinquent Borrower Report Trailer Record**Length = 700*

Pos FR	Pos TO	Data Element	Description	Field Format	Lth
1	1	Record Type	'9' – Represents Trailer record.	Char.	1
2	10	Total Delinquent Period 31-89	Total number of borrowers delinquent for 31-89 days.	Num.	9
11	19	Total Delinquent Period 90-149	Total number of borrowers delinquent for 90-149 days.	Num.	9
20	28	Total Delinquent Period 150-209	Total number of borrowers delinquent for 150-209 days.	Num.	9
29	37	Total Delinquent Period 210-269	Total number of borrowers delinquent for 210-269 days.	Num.	9

Pos FR	Pos TO	Data Element	Description	Field Format	Lth
38	46	Total Delinquent Period 270-359	Total number of borrowers delinquent for 270-359 days.	Num.	9
47	55	Total Delinquent Period 360+	Total number of borrowers delinquent for 360+ days.	Num.	9
56	64	Total Delinquent	Total number of borrowers delinquent.	Num.	9
65	700	Filler	Attribute to complete record length.	Char.	636

5.1.2 Comma Delimited / Comma Separated Values File Layout

Delinquent Borrower Report Detail Record

Data Element	Description	Field Format
Borrower SSN	Borrower Social Security Number.	Char.
Comma	Comma	Char.
Borrower DOB	Borrower Date of Birth. Format CCYYMMDD.	Date
Comma	Comma	Char.
Borrower Last Name	Borrower Last Name.	Char.
Comma	Comma	Char.
Borrower First Name	Borrower First Name.	Char.
Comma	Comma	Char.
Borrower Middle Name	Borrower Middle Name.	Char.
Comma	Comma	Char.
OPB	Outstanding Principal Balance.	Num.
Comma	Comma	Char.
OIB	Outstanding Interest Balance.	Num.
Comma	Comma	Char.
Fees	Outstanding Fees Balance.	Num.
Comma	Comma	Char.

Data Element	Description	Field Format
Days Delinquent	Number of days borrower is delinquent as of the Submittal Timestamp.	Char.
Comma	Comma	Char.
Delinquent Date	Date borrower became delinquent.	Date
Comma	Comma	Char.
Amount	Loan amount.	Num.
Comma	Comma	Char.
Loan Date	Date when a FDLP loan was originally disbursed or Date when an FFELP loan was originally guaranteed.	Date
Comma	Comma	Char.
Loan Type	Type of loan.	Char.
Comma	Comma	Char.
Monthly Payment Amount	Scheduled Payment Amount.	Num.
Comma	Comma	Char.
Address Line 1	Street Address Line 1.	Char.
Comma	Comma	Char.
Address Line 2	Street Address Line 2.	Char.
Comma	Comma	Char.
City	Current City.	Char.
Comma	Comma	Char.
State	State Abbreviation.	Char.
Comma	Comma	Char.
Zip Code	Postal Code.	Char.
Comma	Comma	Char.
Country	Country.	Char.
Comma	Comma	Char.

Data Element	Description	Field Format
Address Condition	Good Address. Y = Yes N = No	Char.
Comma	Comma	Char.
Home Phone	Borrower's residence phone.	Char.
Comma	Comma	Char.
Business Phone	Borrower's business phone.	Char.
Comma	Comma	Char.
Cell Phone	Borrower's cell phone.	Char.
Comma	Comma	Char.
E-mail	Borrower's e-mail address.	Char.
Comma	Comma	Char.
Maturity Date	Loan Maturity Date/Date Entered Repayment.	Date
Comma	Comma	Char.
Date of Default Loan Status	Date the loan received a status of defaulted.	Date
Comma	Comma	Char.
Date of Default for Cohort Default Rate	Date the loan began being used in cohort default rate numerator.	Date
Comma	Comma	Char.

Data Element	Description	Field Format
Repayment Plan Type	Code for repayment plan. C1 = Income Contingent Repayment– Formula Amount C2 = Income Contingent Repayment– Capped Amount C3 = Income Contingent Repayment CG = Consolidation Graduated Repayment CS = Consolidation Standard Repayment EF = Extended Fixed Repayment EG = Extended Graduated Repayment FE = Fixed Payment, Extended Term Repayment FF = Fixed Payment, Fixed Term Repayment GR = Graduated Repayment I3 = Income Based Repayment (Future Use) IB = Income-Based Repayment – Financial Hardship IC = Income Contingent Repayment IL = Income Based Repayment– No Financial Hardship IS = Income Sensitive Repayment J1 = Alternative Fixed Payment Repayment J2 = Alternative Fixed Term Repayment J3 = Alternative Graduated Payment Repayment J4 = Alternative Negative Amortization Repayment PA = Pay as You Earn Repayment SF = Standard Repayment SG = Graduated 10-Year Repayment SP = Special Plan/Secretary's Option Repayment	Char.
Comma	Comma	Char.
Servicer Code	Servicer Code.	Char.
Comma	Comma	Char.
Servicer Name	Servicer Name.	Char.
Comma	Comma	Char.
Servicer Phone	Servicer Phone.	Char.
Comma	Comma	Char.

Data Element	Description	Field Format
Award ID/Data Provider ID	Award ID/Data Provider ID.	Char.
Comma	Comma	Char.
Original School Code	Original School Code associated with the loan. For a school that has merged into a new OPEID, the original OPEID will populate in this field.	Char.
Comma	Comma	Char.
Original School Branch Code	Original School Branch Code associated with the loan. For a school that has merged into a new OPEID, the original School Branch Code will populate in this field.	Char.
Comma	Comma	Char.
Consolidation Indicator	Indicates that the loan is either a consolidation loan or an underlying loan for a consolidation loan. Values are: 1 = Consolidation Loan 2 = Underlying Loan(s) Blank	Char.
Comma	Comma	Char.
Consolidation Loan Identifier	This field is populated only when the Consolidation Indicator is not blank. For both a consolidation loan and its underlying loan(s), this field contains an alpha-numeric identifier that helps associate or link the consolidation loan to all of its underlying loans.	Char.
Comma	Comma	Char.
Student SSN	Parent PLUS loan beneficiary Social Security Number.	Char.
Comma	Comma	Char.
Student DOB	Parent PLUS loan beneficiary Date of Birth.	Char.
Comma	Comma	Char.
Student First Name	Parent PLUS loan beneficiary First Name.	Char.
Comma	Comma	Char.
First Payment Due Date	The first payment due following the disclosure date.	Date
Comma	Comma	Char.

Data Element	Description	Field Format
Disclosure Date	The date which the servicer distributed the disclosure of repayment terms.	Date
Comma	Comma	Char.
Cumulative Total Payment Amount	The sum of the payment amounts received on the payment effective dates of each applicable year.	Num.
Comma	Comma	Char.
Next Payment Due Date	The date of the earliest unpaid installment.	Date
Comma	Comma	Char.
Most Recent Payment Effective Date	Latest date when payment was received or effective date of pre-conversion adjustments.	Date
Comma	Comma	Char.
Income-Driven Repayment Plan Anniversary Date	The date a borrower will be reevaluated for IDR based on the date when the borrower entered the current IDR plan.	Date

5.2 Date Entered Repayment Report – DER001

The *Date Entered Repayment Report* is a list of student borrowers with loan history who are scheduled to go into repayment during a specific date range. This report was originally created to assist schools in identifying students who may need exit counseling because original loan records indicate the student will be leaving school (maturity date). The report is not intended to identify students that have already entered repayment.

Report ID	Format	Extract Type	Delivery Method	Report Frequency	Message Class	NSLDS Sending Mailbox
DER001	Extract	Fixed-Width	SAIG	Ad Hoc, Scheduled	SDERFWOP	TG50012
DER001	Extract	Comma Delimited/Comma Separated Values	SAIG	Ad Hoc, Scheduled	SDERCDOP	TG50012
DER001	PDF			Ad Hoc, Scheduled		

5.2.1 Fixed-Width File Layout

Date Entered Repayment Report Header Record

Length = 660

Pos FR	Pos TO	Data Element	Description	Field Format	Lth
1	1	Record Type	Record Type Indicator 'H' for Header record.	Char.	1
2	7	Report Profile	Report ID Value: DER001	Char.	6
8	42	Report Description	Title of the report.	Char.	35
43	102	Sort Description	Sort order for the report.	Char.	60
103	660	Filler	Filler.	Char.	558

Date Entered Repayment Report Selection Record

Length = 660

Pos FR	Pos TO	Data Element	Description	Field Format	Lth
1	1	Record Type	Record Type Indicator 'S' for selection record.	Char.	1

Pos FR	Pos TO	Data Element	Description	Field Format	Lth
2	9	OPEID	The 8 digit OPEID* of the school location as assigned by the Office of Postsecondary Education.	Char.	8
10	17	Current Maturity Date	Date Entered Repayment begin.	Num.	8
18	25	Current Maturity Date	Date Entered Repayment end.	Num.	8
26	657	Filler	Filler.	Char.	632
658	658	Error code	Error code.	Num.	1
659	660	Filler	Filler.	Char.	2

*Date Entered Repayment Report Detail Record**Length = 660*

Pos FR	Pos TO	Data Element	Description	Field Format	Lth
1	1	Record Type	Record Type Indicator 'X' for selection record.	Char.	1
2	10	Current SSN	Student Social Security number.	Char.	9
11	18	Date of Birth	Date of Student's Birth.	Num.	8
19	53	Current Last	Student's Last Name.	Char.	35
54	65	Current First	Student's First Name.	Char.	12
66	66	Middle Initial	Student's Middle Initial.	Char.	1
67	72	Code	Current School Code.	Char.	6
73	74	Branch Code	Current School Branch Code.	Char.	2
75	82	Date ID	Date of First Disbursement.	Num.	8
83	84	Code	Type of Loan/Other Aid.	Char.	2
85	85	FFEL Duplicate Indicator	Indicator of Separate Loan.	Char.	1
86	91	Code	Original School Code.	Char.	6
92	93	Code	Original School Branch Code.	Char.	2
94	101	Antic_Comp_Dt	Date of Anticipated Completion.	Num.	8
102	104	Current_GA_Code	Code for Guaranty Agency.	Char.	3
105	105	Academic_Level	Student's Academic Level.	Char.	1
106	111	Amount	Amount of Loan/Other Aid.	Num.	6
112	117	Outstanding_Interest_Balance	Amount of Outstanding Interest Balance.	Num.	6
118	123	Outstanding_Principal_Balance	Amount of Outstanding Principal Balance.	Num.	6
124	125	Current_Loan_Status	Code for Loan Status.	Char.	2

Pos FR	Pos TO	Data Element	Description	Field Format	Lth
126	133	Current_Loan_Status_Date	Date of Loan Status.	Num.	8
134	141	Period_Begin_Date	Date Enrollment Period Begins.	Num.	8
142	147	Total_Disbursement_Amount	Amount of Disbursement.	Num.	6
148	153	Total_Cancellation_Amount	Amount of Cancellation.	Num.	6
154	155	Cancel_Code	Cancellation Code.	Char.	2
156	163	Period_End_Date	Date Enrollment Period Ends.	Num.	8
164	169	Current_Lender_Servicer_ID	Code for Servicer.	Char.	6
170	175	Current_Lender_Code	Code for Current Holder Lender.	Char.	6
176	180	Int_Rt	Interest Rate.	Num. (99.999)	5
181	181	Int_Rt_Code	Type of Interest Rate.	Char.	1
182	190	Current_SSN	PLUS Borrower's SSN.	Char.	9
191	202	Current_First	PLUS Borrower's First Name.	Char.	12
203	237	Current_Last	PLUS Borrower's Last Name.	Char.	35
238	238	Middle_Initial	PLUS Borrower's Middle Initial.	Char.	1
239	244	Orig_Len_Code	Code for Originating FFEL Lender.	Char.	6
245	252	Current_Maturity_Date	Date Entered Repayment.	Char.	8
253	657	Filler	Filler.	Char.	405
658	658	Error_Code	Error Message.	Num.	1
659	660	Filler	Filler.	Char.	2

Trailer Record Layout**Length = 660**

Po s FR	Pos TO	Data Element	Description	Field Format	Lth.
1	1	Record Type	'T' – Represents Trailer record	Char.	1
2	7	Record Count	Count of detail records	Num.	6
8	660	Filler	Spaces	Char.	654

Note:

* The OPEID is the combination of the 6 digit school code and the 2 digit school location code. If a school has more than 99 locations, the first digit of the OPEID is then incremented to 1. If the school has more than 199 locations, the first digit is then incremented to 2, and so forth. For example, location 00 = 06789900, location 101 = 16789901, location 202 = 26789902.

5.2.2 Comma Delimited / Comma Separated Values File Layout

Header Record Layout

Record Length = 660

Data Element	Description	Field Format
Record Type	'H' for Header record	Char.
Comma	Comma	Char.
Report Profile	Report ID Value Ad Hoc = DER001	Char.
Comma	Comma	Char.
Report Description	Title of the report.	Char.
Comma	Comma	Char.
Sort Description	Sort order for the report	Char.

Select Record Layout

Record Length = 660

Data Element	Description	Field Format
Record Type	'S' for selection record	Char.
Comma	Comma	Char.
OPEID	The 8 digit OPEID* of the school location as assigned by the Office of Postsecondary Education.	Char.
Comma	Comma	Char.
Current Maturity Date	Date Entered Repayment begin	Num.
Comma	Comma	Char.
Current Maturity Date	Date Entered Repayment end	Num.
Comma	Comma	Char.

Data Element	Description	Field Format
Error code	Error code	Num.

*Extract Detail Record Layout**Record Length = 660*

Data Element	Description	Field Format
Record Type	'X' for selection record	Char.
Comma	Comma	Char.
Current_SSN	Student Social Security Number	Char.
Comma	Comma	Char.
Date_of_Birth	Date of Student's Birth	Num.
Comma	Comma	Char.
Current_Last	Student's Last Name	Char.
Comma	Comma	Char.
Current_First	Student's First Name	Char.
Comma	Comma	Char.
Middle_Initial	Student's Middle Initial	Char.
Comma	Comma	Char.
OPEID	The 8 digit OPEID* of the school location as assigned by the Office of Postsecondary Education.	Char.
Comma	Comma	Char.
Date_ID	Date of First Disbursement	Num.
Comma	Comma	Char.
Code	Type of Loan/Other Aid	Char.
Comma	Comma	Char.
FFEL_Duplicate_Indicator	Indicator of Separate Loan	Char.
Comma	Comma	Char.

Data Element	Description	Field Format
OPEID	The 8 digit OPEID* of the school location as assigned by the Office of Postsecondary Education for the original school code.	Char.
Comma	Comma	Char.
Antic_Comp_Dt	Date of Anticipated Completion	Num.
Comma	Comma	Char.
Current_GA_Code	Code for Guaranty Agency	Char.
Comma	Comma	Char.
Academic_Level	Student's Academic Level	Char.
Comma	Comma	Char.
Amount	Amount of Loan/Other Aid	Num.
Comma	Comma	Char.
Outstanding_Interest_Balance	Amount of Outstanding Interest Balance	Num.
Comma	Comma	Char.
Outstanding_Principal_Balance	Amount of Outstanding Principal Balance	Num.
Comma	Comma	Char.
Current_Loan_Status	Code for Loan Status	Char.
Comma	Comma	Char.
Current_Loan_Status_Date	Date of Loan Status	Num.
Comma	Comma	Char.
Period_Begin_Date	Date Enrollment Period Begins	Num.
Comma	Comma	Char.
Total_Disbursement_Amount	Amount of Disbursement	Num.
Comma	Comma	Char.

Data Element	Description	Field Format
Total_Cancellation_Amount	Amount of Cancellation	Num.
Comma	Comma	Char.
Cancel_Code	Cancellation Code	Char.
Comma	Comma	Char.
Period_End_Date	Date Enrollment Period Ends	Num.
Comma	Comma	Char.
Current_Lender_Servicer_ID	Code for Servicer	Char.
Comma	Comma	Char.
Current_Lender_Code	Code for Current Holder Lender	Char.
Comma	Comma	Char.
Int_Rt	Interest Rate	Num. (99.999)
Comma	Comma	Char.
Int_Rt_Code	Type of Interest Rate	Char.
Comma	Comma	Char.
Current_SSN	PLUS Borrower's SSN	Char.
Comma	Comma	Char.
Current_First	PLUS Borrower's First Name	Char.
Comma	Comma	Char.
Current_Last	PLUS Borrower's Last Name	Char.
Comma	Comma	Char.
Middle_Initial	PLUS Borrower's Middle Initial	Char.
Comma	Comma	Char.
Orig_Len_Code	Code for Originating FFEL Lender	Char.
Comma	Comma	Char.

Data Element	Description	Field Format
Current_Maturity_Date	Date Entered Repayment	Char.
Comma	Comma	Char.
Space	Space	Char.
Comma	Comma	Char.
Error_Code	Error Message	Num.

*Trailer Record Layout**Length = 660*

Data Element	Description	Field Format
Record Type	'T' – Represents Trailer record	Char.
Comma	Comma	Char.
Record Count	Count of detail records	Num.

Note:

* The OPEID is the combination of the 6 digit school code and the 2 digit school location code. If a school has more than 99 locations, the first digit of the OPEID is then incremented to 1. If the school has more than 199 locations, the first digit is then incremented to 2, and so forth. For example, location 00 = 06789900, location 101 = 16789901, location 202 = 26789902.

5.3 24/36 Month Payment Info Loan Detail Report – DRC010

The 24/36 Month Payment Info Loan Detail Report shows the current repayment status of certain borrowers in the FFEL and Direct Loan programs who attended a school during a specific period. This information has no relationship to the calculation of draft or official Cohort Default Rates for a school and will not be used in that process. This report is provided solely for informational purposes and may not be used in any administrative procedure. The information reported is based on information provided by the GA that guaranteed the loan or the Direct Loan Servicer.

Report ID	Format	Extract Type	Delivery Method	Report Frequency	Message Class	NSLDS Sending Mailbox
DRC010	Extract	Fixed-Width	SAIG	Ad Hoc, Scheduled	SHNOTEOP	TG53162
DRC010	Extract	Comma Delimited/Comma Separated Values	SAIG	Ad Hoc, Scheduled	SHNOTCOP	TG53162
DRC010	PDF			Ad Hoc, Scheduled		

5.3.1 Fixed-Width File Layout

24 or 36 Month Payment Info Loan Detail Report Header Record

Length = 375

Pos FR	Pos TO	Data Element	Description	Field Format	Lth
1	20	Filler	Filler – spaces.	Char.	20
21	21	Record Type	Indicator used to identify the header record. Value must be 1 (one).	Num.	1
22	29	Organization ID Number	The eight-digit code used to identify the school LRDR.	Num.	8
30	143	Filler	Filler – spaces.	Char.	114
144	203	Organization Name	School's name.	Char.	60
204	253	Address	School's address.	Char.	50
254	273	City	School's city.	Char.	20

Pos FR	Pos TO	Data Element	Description	Field Format	Lth
274	275	State	School's state.	Char.	2
276	295	Country	School's country.	Char.	20
296	304	Zip Code	School's Zip Code.	Num.	9
305	312	Request Date	Identifies the request date of the LRDR report; format is CCYYMMDD.	Date	8
313	320	Rate Calculation Date	Identifies the date the rate was calculated; format is CCYYMMDD.	Date	8
321	324	Cohort Year	Identifies the cohort period associated with the report; format is CCYY.	Date	4
325	331	Filler	Filler – spaces.	Char.	7
332	332	Rate Type	Identifies 36 month repayment calculation; type = J.	Char.	1
333	333	Rate Sub-Type	Blank.	Char.	1
334	336	Filler	Filler – spaces.	Num.	42
337	342	Report ID	Identifier of report Value: ' '	Char.	6
343	375	Filler	Filler – spaces.	Num.	33

24 or 36 Month Payment Info Loan Detail Report Detail Record

Length = 375

Pos FR	Pos TO	Data Element	Description	Field Format	Lth
1	20	Filler	Filler – spaces.	Char.	20
21	21	Record Type	Indicator used to identify the detail record. Value must be 2 (two).	Char.	1
22	29	School Code	An eight-digit code used to identify the school LRDR request.	Char.	8
30	38	SSN	Title IV recipient's or beneficiary's Social Security Number.	Char.	9
39	39	Default Rate Usage Code	Identifies how the loan is counted in the school's cohort default rate calculation.	Char.	1
40	56	Loan Identifier	Identifies the particular loan included in the cohort default rate calculation.	Num.	17
57	91	Current Last Name	Title IV recipient's or beneficiary's current last name.	Char.	35
92	126	Current First Name	Title IV recipient's or beneficiary's current first name.	Char.	35
127	161	Student Middle Name	Title IV recipient's or beneficiary's middle name.	Char.	35

Pos FR	Pos TO	Data Element	Description	Field Format	Lth
162	169	Student Date of Birth	Title IV recipient's or beneficiary's date of birth.	Num.	8
170	177	Original School Code	ED OPE code for school that certified/originated the loan for the borrower.	Char.	8
178	178	Original School Code History Indicator	Identifies if there were one or more prior original school codes.	Char.	1
179	186	Begin Class Date	The date classes were scheduled to begin for the loan period covered by the loan.	Num.	8
187	194	End Class Date	The date classes were scheduled to end for the loan period covered by the loan.	Num.	8
195	195	Academic Level	Student's academic or grade level in school at the beginning of the specific period covered by the loan.	Char.	1
196	201	Original Lender Code	Code for entity that provided the loan to the student; identifies the originating holder of the loan.	Char.	6
202	207	Current Lender Code	Current lender code.	Char.	6
208	213	Current Lender Servicer/Federal Servicer	Current lender servicer or current federal servicer.	Num.	6
214	215	Loan Type	The type of loan.	Char.	2
216	217	Loan Status Code	The status of the borrower's loan.	Char.	2
218	225	Loan Status Code Date	Effective date of the loan status code.	Num.	8
226	233	Repay Date	Date loan entered repayment.	Num.	8
234	239	Amount	Full amount of the loan.	Num.	6
240	242	Code for Guarantor/Federal Servicer	Guaranty agency that guaranteed the loan or Federal Servicer that services the loan.	Char.	3
243	250	Loan Date	Date that the guaranty agency guaranteed a FFEL Program loan or the first date of disbursement for a Direct Loan Program loan.	Num.	8
251	258	Date of Default	Date that a default claim was paid on an FFEL Program loan or the day of default, for cohort default rate purposes. For Direct Loan Program loans, the day certain Direct Loan Program loans are considered in default, for cohort default rate purposes.	Num.	8
259	260	Claim Reason Code	Identifies the reason a claim was paid on an FFEL Program loan or if a Direct Loan Program has defaulted or, for some Direct Loan Program loans, if the loan entered into an income contingent repayment plan that resulted in negative amortization.	Char.	2

Pos FR	Pos TO	Data Element	Description	Field Format	Lth
261	261	Consolidation Indicator	Indicator for consolidation and underlying loans. (Consolidation Loan = "1" and Underlying Loan(s) = "2".) Used with Loan Identifier and Consolidation Loan Identifier to relate consolidation loans and their underlying loans.	Num.	1
262	278	Consolidation Loan Identifier	For an underlying loan, identifies the consolidation loan which it underlies.	Num.	17
279	279	Enrollment Code	Student's enrollment status at the time the cohort default rate was calculated.	Char.	1
280	287	Enrollment Code Date	Effective date of the Enrollment Status Code. If no data is available, the guaranty agency or Direct Loan servicer may use 01/01/1900.	Num.	8
288	288	Filler	Filler – spaces.	Char.	1
289	294	Outstanding Principal Balance At Time of Repayment	The loan's outstanding principal balance on the date it entered repayment.	Num	6
295	300	Outstanding Interest Balance At Time of Repayment	The loan's outstanding interest balance on the date it entered repayment.	Num	6
301	306	Outstanding Principal Balance At Time of Default	The loan's outstanding principal balance on the date it entered default.	Num	6
307	312	Outstanding Interest Balance At Time of Default	The loan's outstanding interest balance on the date it entered default.	Num	6
313	320	Filler	Filler – spaces.	Char.	8
321	324	Cohort Year	Identifies the cohort year; format is CCYY.	Char.	4
325	345	Award/Data Provider ID	A loan identifier used by the data provider.	Char.	21
346	365	Filler	Filler – spaces.	Char.	20
366	368	Code for Current Guarantor / Federal Servicer	Guaranty agency or Federal Loan Servicer that holds the loan at time of calculation.	Char.	3
369	375	Filler	Filler – spaces.	Char.	7

36 Month Payment Info Loan Detail Report Trailer Record

Length = 375

Pos FR	Pos TO	Data Element	Description	Field Format	Lth
1	20	Filler	Filler – spaces.	Char	20
21	21	Record Type	Indicator used to identify the trailer record. Value must be 3 (three).	Char.	1

Pos FR	Pos TO	Data Element	Description	Field Format	Lth
22	29	School Code	An eight-digit code used to identify the school LRDR.	Char.	8
30	37	Actual Numerator Count	Identifies the unduplicated number of borrowers included in the numerator of the cohort default rate calculation.	Num.	8
38	45	Actual Denominator Count	Identifies the unduplicated number of borrowers included in the denominator of the cohort default rate calculation.	Num.	8
46	53	Loan Record Detail Report Numerator Count	The total number of unduplicated borrowers listed on the Loan Record Detail Report with a "B" in the Default Rate Usage Code field.	Num.	8
54	61	Loan Record Detail Report Denominator Count	The total number of unduplicated borrowers listed on the Loan Record Detail Report with a "D" or "B" in the Default Rate Usage Code field.	Num.	8
62	93	Filler	Filler – spaces.	Char.	32
94	94	Appealed Rate Flag	Identifies if the cohort default rate has been revised due to an appeal.	Char.	1
95	104	Outstanding Principal Balance at Default	Total outstanding principal balance at time of default for loans included in the cohort default rate calculation.	Num.	10
105	114	Outstanding Interest Balance at Default	Total outstanding interest balance at time of default for loans included in the cohort default rate calculation.	Num.	10
115	124	Total Outstanding Principal Balance at Repayment	Total outstanding principal balance for loans that entered into repayment during the cohort period in question.	Num.	10
125	134	Total Outstanding Interest Balance at Repayment	Total outstanding interest balance for loans that entered into repayment during the cohort period in question.	Num.	10
135	214	Filler	Filler – spaces.	Char.	80
215	217	Official Rate	The rate associated with the requested Rate Type and Fiscal Year.	Char.	3
218	320	Filler	Filler – spaces.	Char.	103
321	324	Trailer Sort Cohort Year	Identifies the cohort year; format is CCYY.	Date	4
325	375	Filler	Filler – spaces.	Char.	51

5.3.2 Comma Delimited / Comma Separated Values File Layout

36-Month School Repayment Info Loan Record Detail Header File Layout

Length = 375

Data Element	Description	Field Format
Record Type	Indicator used to identify the header record. Value must be 1 (one).	Num.
Comma	Comma	Char.
Organization ID Number	The eight-digit code used to identify the school LRDR.	Num.
Comma	Comma	Char.
Organization Name	School's name.	Char.
Comma	Comma	Char.
Address	School's address.	Char.
Comma	Comma	Char.
City	School's city.	Char.
Comma	Comma	Char.
State	School's state.	Char.
Comma	Comma	Char.
Country	School's country.	Char.
Comma	Comma	Char.
Zip Code	School's Zip Code.	Num.
Comma	Comma	Char.
Request Date	Identifies the request date of the LRDR report; format is CCYYMMDD.	Date
Comma	Comma	Char.
Rate Calculation Date	Identifies the date the rate was calculated; format is CCYYMMDD.	Date
Comma	Comma	Char.
Cohort Year	Identifies the cohort period associated with the report; format is CCYY.	Date
Comma	Comma	Char.

Data Element	Description	Field Format
Rate Type	Identifies the cohort calculation; 2 or 3 Year. Valid values include: A = 2-Year Official D = 2-Year Draft E = 3-Year Official F = 3-Year Draft L = 3-Year Trial	Char.
Comma	Comma	Char.
Rate Sub-Type	Identifies what type of rate was calculated for the institution. Valid values include: A – Actual B – Average, S – Substituted, or P – Lead School Combo	Char.
Comma	Comma	Char.
Report ID	Identifier of report Value:	Char.
Comma	Comma	Char.

36-Month School Repayment Info Loan Record Detail File Layout

Length = 375

Data Element	Description	Field Format
Record Type	Indicator used to identify the detail record. Value must be 2 (two).	Char.
Comma	Comma	Char.
School Code	An eight-digit code used to identify the school LRDR request.	Char.
Comma	Comma	Char.
SSN	Title IV recipient's or beneficiary's Social Security Number.	Char.
Comma	Comma	Char.

Version 1.5

Data Element	Description	Field Format
Default Rate Usage Code	Identifies how the loan is counted in the school's cohort default rate calculation.	Char.
Comma	Comma	Char.
Loan Identifier	Identifies the particular loan included in the cohort default rate calculation.	Num.
Comma	Comma	Char.
Current Last Name	Title IV recipient's or beneficiary's current last name.	Char.
Comma	Comma	Char.
Current First Name	Title IV recipient's or beneficiary's current first name.	Char.
Comma	Comma	Char.
Student Middle Name	Title IV recipient's or beneficiary's middle name.	Char.
Comma	Comma	Char.
Student Date of Birth	Title IV recipient's or beneficiary's date of birth.	Num.
Comma	Comma	Char.
Original School Code	ED OPE code for school that certified/originated the loan for the borrower.	Char.
Comma	Comma	Char.
Original School Code History Indicator	Identifies if there were one or more prior original school codes.	Char.
Comma	Comma	Char.
Begin Class Date	The date classes were scheduled to begin for the loan period covered by the loan.	Num.
Comma	Comma	Char.
End Class Date	The date classes were scheduled to end for the loan period covered by the loan.	Num.
Comma	Comma	Char.
Academic Level	Student's academic or grade level in school at the beginning of the specific period covered by the loan.	Char.
Comma	Comma	Char.

Data Element	Description	Field Format
Original Lender Code	Code for entity that provided the loan to the student; identifies the originating holder of the loan.	Char.
Comma	Comma	Char.
Current Lender Code	Current lender code.	Char.
Comma	Comma	Char.
Current Lender Servicer/Federal Servicer	Current lender servicer or current federal servicer.	Num.
Comma	Comma	Char.
Loan Type	The type of loan.	Char.
Comma	Comma	Char.
Loan Status Code	The status of the borrower's loan.	Char.
Comma	Comma	Char.
Loan Status Code Date	Effective date of the loan status code.	Num.
Comma	Comma	Char.
Repay Date	Date loan entered repayment.	Num.
Comma	Comma	Char.
Amount	Full amount of the loan.	Num.
Comma	Comma	Char.
Code for Guarantor/Federal Servicer	Guaranty agency that guaranteed the loan or Federal Servicer that services the loan.	Char.
Comma	Comma	Char.
Loan Date	Date that the guaranty agency guaranteed a FFEL Program loan or the first date of disbursement for a Direct Loan Program loan.	Num.
Comma	Comma	Char.

Data Element	Description	Field Format
Date of Default	Date that a default claim was paid on an FFEL Program loan or the day of default, for cohort default rate purposes. For Direct Loan Program loans, the day certain Direct Loan Program loans are considered in default, for cohort default rate purposes.	Num.
Comma	Comma	Char.
Claim Reason Code	Identifies the reason a claim was paid on an FFEL Program loan or if a Direct Loan Program has defaulted or, for some Direct Loan Program loans, if the loan entered into an income contingent repayment plan that resulted in negative amortization.	Char.
Comma	Comma	Char.
Consolidation Indicator	Indicator for consolidation and underlying loans. (Consolidation Loan = "1" and Underlying Loan(s) = "2".) Used with Loan Identifier and Consolidation Loan Identifier to relate consolidation loans and their underlying loans. If loan is not related to a consolidation loan, this field will be populated with space.	Num.
Comma	Comma	Char.
Consolidation Loan Identifier	For an underlying loan, identifies the consolidation loan which it underlies.	Num.
Comma	Comma	Char.
Enrollment Code	Student's enrollment status at the time the cohort default rate was calculated.	Char.
Comma	Comma	Char.
Enrollment Code Date	Effective date of the Enrollment Status Code. If no data is available, the guaranty agency or Direct Loan servicer may use 01/01/1900.	Num.
Comma	Comma	Char.
Outstanding Principal Balance At Time of Repayment	The loan's outstanding principal balance on the date it entered repayment.	Num.
Comma	Comma	Char.
Outstanding Interest Balance At Time of Repayment	The loan's outstanding interest balance on the date it entered repayment.	Num.

Data Element	Description	Field Format
Comma	Comma	Char.
Outstanding Principal Balance At Time of Default	The loan's outstanding principal balance on the date it entered default.	Num.
Comma	Comma	Char.
Outstanding Interest Balance At Time of Default	The loan's outstanding interest balance on the date it entered default.	Num.
Comma	Comma	Char.
Cohort Year	Identifies the cohort year; format is CCYY.	Char.
Comma	Comma	Char.
Award/Data Provider ID	A loan identifier used by the data provider.	Char.
Comma	Comma	Char.
Code for Current Guarantor / Federal Servicer	Guaranty agency or Federal Loan Servicer that holds the loan at time of calculation.	Char.

24 or 36 Month School Repayment Info Loan Record Detail Trailer File Layout

Length = 375

Data Element	Description	Field Format
Record Type	Indicator used to identify the trailer record. Value must be 3 (three).	Char.
Comma	Comma	Char.
School Code	An eight-digit code used to identify the school LRDR.	Char.
Comma	Comma	Char.
Actual Numerator Count	Identifies the unduplicated number of borrowers included in the numerator of the cohort default rate calculation.	Num.
Comma	Comma	Char.
Actual Denominator Count	Identifies the unduplicated number of borrowers included in the denominator of the cohort default rate calculation.	Num.
Comma	Comma	Char.

Version 1.5

Data Element	Description	Field Format
Loan Record Detail Report Numerator Count	The total number of unduplicated borrowers listed on the Loan Record Detail Report with a "B" in the Default Rate Usage Code field.	Num.
Comma	Comma	Char.
Loan Record Detail Report Denominator Count	The total number of unduplicated borrowers listed on the Loan Record Detail Report with a "D" or "B" in the Default Rate Usage Code field.	Num.
Comma	Comma	Char.
Appealed Rate Flag	Identifies if the cohort default rate has been revised due to an appeal.	Char.
Comma	Comma	Char.
Outstanding Principal Balance at Default	Total outstanding principal balance at time of default for loans included in the cohort default rate calculation.	Num.
Comma	Comma	Char.
Outstanding Interest Balance at Default	Total outstanding interest balance at time of default for loans included in the cohort default rate calculation.	Num.
Comma	Comma	Char.
Total Outstanding Principal Balance at Repayment	Total outstanding principal balance for loans that entered into repayment during the cohort period in question.	Num.
Comma	Comma	Char.
Total Outstanding Interest Balance at Repayment	Total outstanding interest balance for loans that entered into repayment during the cohort period in question.	Num.
Comma	Comma	Char.
Official Rate	The rate associated with the requested Rate Type and Fiscal Year.	Char.
Comma	Comma	Char.
Trailer Sort Cohort Year	Identifies the cohort year; format is CCYY.	Date

5.4 Death Status Conflict Report – DSCGA1

The *Death Status Conflict Report* is an extract of borrowers who have a loan in an open status at the specific entity, and also have at least one loan in a death status at any entity. The extract also includes beneficiaries (student) of Parent PLUS loans with loan status code of "PZ" (PLUS Child Death) and loan status effective date within the last five years. The output is sorted by SSN.

Report ID	Format	Extract Type	Delivery Method	Report Frequency	Message Class	NSLDS Sending Mailbox
DSCGA1	Extract	Fixed-Width	SAIG	Ad Hoc, Scheduled	DERPFWOP	TG53162
DSCGA1	Extract	Comma Delimited/Comma Separated Values	SAIG	Ad Hoc, Scheduled	DERPCDOP	TG53162

5.4.1 Fixed-Width File Layout

Death Status Conflict Report Header – Fixed-Width

Length = 300

Pos FR	Pos TO	Data Element	Description	Field Format	Lth
1	2	Record Type	'00' – Represents Header record.	Char.	2
3	10	Report ID	Identifier of report Value: 'DSCGA1'	Char.	8
11	36	Report Description	Value = 'DEATH STAT CNFLCT RPT'.	Char.	26
37	44	Request Date	Identifies the request date of the report; format is CCYYMMDD.	Date	8
45	52	Requesting NSLDS UID	For ad-hoc requests, the NSLDS User ID of the requesting user. For scheduled requests, a batch NSLDS User ID associated with the TG number specified by the scheduling user.	Char.	8
53	58	School Code	The six-digit OPEID as assigned by the Office of Postsecondary Education for the school requesting the report.	Char.	6
59	66	Requested School Branch Code	The eight-digit OPEID of the school location being reported on. If all school locations are selected, this field contains '*'.	Char.	8

Version 1.5

Pos FR	Pos TO	Data Element	Description	Field Format	Lth
67	69	Guaranty Agency (GA) Code	This field contains '**', meaning any GA.	Char.	3
70	75	Lender Code	This field contains '**', meaning any lender.	Char.	6
76	81	Lender Servicer Code	This field contains '**', meaning any lender servicer.	Char.	6
82	82	Requested Extract Type	Requested format of the extract file; value: 'F' (fixed-width).	Char.	1
83	83	Sort By	Requested sort order; value: '1' (SSN).	Char.	1
84	300	Filler	Spaces.	Char.	217

*Death Status Conflict Report Detail – Fixed-Width**Length = 300*

Pos FR	Pos TO	Data Element	Description	Field Format	Lth
1	2	Record Type	'01' – Represents Detail record.	Char.	2
3	8	School Code	The six-digit OPEID as assigned by the Office of Postsecondary Education for the original school on the loan.	Char.	6
9	16	School Branch Code	The eight-digit OPEID for the original school location on the loan.	Char.	8
17	19	Current GA Code	Current GA code on the loan.	Char.	3
20	25	Current Lender Code	Current lender code on the loan.	Char.	6
26	31	Current Lender Servicer Code	Current lender servicer or current federal servicer on the loan.	Char.	6
32	40	Student SSN	Borrower's current Social Security Number.	Char.	9
41	75	Student First Name	Borrower's current first name.	Char.	35
76	110	Student Middle Name	Borrower's current middle name.	Char.	35
111	145	Student Last Name	Borrower's current last name.	Char.	35
146	153	Student Date of Birth	Borrower's current date of birth.	Date	8
154	174	Award Identifier or Data Provider Identifier	Award Identifier for federally serviced loans, or the data provider reported identifier for loans not federally serviced.	Char.	21
175	182	Loan/TEACH Grant Date	The date that the guaranty agency insured an FFEL Program loan, or the first date of disbursement for a Direct Loan Program loan or a TEACH Grant.	Date	8
183	184	Loan Type	The type of loan.	Char.	2

Pos FR	Pos TO	Data Element	Description	Field Format	Lth
185	185	Loan Duplicate Indicator	An indicator used to differentiate among multiple loans of the same type that have the same loan date for the same borrower attending the same school.	Char.	1
186	191	Loan/TEACH Grant Amount	Indicates the specific award amount for Direct Loans, TEACH Grants or guarantee amount for FFELP loans prior to any cancellations or disbursements.	Num.	6
192	193	Loan/TEACH Grant Status	The current status of the loan or TEACH Grant.	Char.	2
194	201	Loan/TEACH Grant Status Date	The date the current loan or TEACH Grant status code became effective.	Date	8
202	207	Loan Outstanding Principal Balance	The loan's outstanding principal balance on the date the run occurred.	Num.	6
208	213	Loan Outstanding Interest Balance	The loan's outstanding interest balance on the date the run occurred.	Num.	6
214	221	Loan Last Update Date	The date on which the loan was last updated.	Date	8
222	238	NSLDS Loan Label	A unique identifier for the loan on the NSLDS.	Char.	17
239	300	Filler	Spaces.	Char.	62

Death Status Conflict Report Trailer – Fixed-Width

Length = 300

Pos FR	Pos TO	Data Element	Description	Field Format	Lth
1	2	Record Type	'99' – Represents Trailer record.	Char.	2
3	11	Record Count	Total count of detail records on this file (excluding header and trailer).	Num.	9
12	300	Filler	Spaces	Char.	289

5.4.2 Comma Delimited / Comma Separated Values File Layout

Death Status Conflict Report Header - CSV

Length = 300

Data Element	Description	Field Format
Record Type	'00' – Represents Header record.	Char.
Comma	Comma	Char.
Report ID	Identifier of report Value: 'DSCGA1'	Char.

Data Element	Description	Field Format
Comma	Comma	Char.
Report Description	Valid value: 'DEATH STAT CNFLCT RPT'.	Char.
Comma	Comma	Char.
Request Date	Identifies the request date of the report; format is CCYYMMDD.	Date
Comma	Comma	Char.
Requesting NSLDS UID	For ad-hoc requests, the NSLDS User ID of the requesting user. For scheduled requests, a batch NSLDS User ID associated with the TG number specified by the scheduling user.	Char.
Comma	Comma	Char.
School Code	The six-digit OPEID as assigned by the Office of Postsecondary Education for the school requesting report.	Char.
Comma	Comma	Char.
Requested School Branch Code	The eight-digit OPEID of the school location requesting report. If all school locations are selected, this field contains '**'.	Char.
Comma	Comma	Char.
Guaranty Agency (GA) Code	This field contains '**', meaning any GA.	Char.
Comma	Comma	Char.
Lender Code	This field contains '**', meaning any lender.	Char.
Comma	Comma	Char.
Lender Servicer Code	This field contains '**', meaning any lender servicer.	Char.
Comma	Comma	Char.
Requested Extract Type	Requested format of the extract file; value: 'C' (CSV).	Char.
Comma	Comma	Char.
Sort By	Requested sort order; value: '1' (SSN).	Char.

Data Element	Description	Field Format
Record Type	'01' – Represents Detail record.	Char.
Comma	Comma	Char.
School Code	The six-digit OPEID as assigned by the Office of Postsecondary Education for the original school on the loan.	Char.
Comma	Comma	Char.
School Branch Code	The eight-digit OPEID for the original school location on the loan.	Char.
Comma	Comma	Char.
Current GA Code	Current GA code on the loan.	Char.
Comma	Comma	Char.
Current Lender Code	Current lender code on the loan.	Char.
Comma	Comma	Char.
Current Lender Servicer Code	Current lender servicer or current federal servicer on the loan.	Char.
Comma	Comma	Char.
Student SSN	Borrower's current Social Security Number.	Char.
Comma	Comma	Char.
Student First Name	Borrower's current first name.	Char.
Comma	Comma	Char.
Student Middle Name	Borrower's current middle name.	Char.
Comma	Comma	Char.
Student Last Name	Borrower's current last name.	Char.
Comma	Comma	Char.
Student Date of Birth	Borrower's date of birth.	Date
Comma	Comma	Char.
Award Identifier or Data Provider Identifier	Award Identifier for federally serviced loans, or the data provider reported identifier for loans not federally serviced.	Char.

Data Element	Description	Field Format
Comma	Comma	Char.
Loan/TEACH Grant Date	The date that the guaranty agency insured an FFEL Program loan, or the first date of disbursement for a Direct Loan Program loan or a TEACH Grant.	Date
Comma	Comma	Char.
Loan Type	The type of loan.	Char.
Comma	Comma	Char.
Loan Duplicate Indicator	An indicator used to differentiate among multiple loans of the same type that have the same loan date for the same borrower attending the same school.	Char.
Comma	Comma	Char.
Loan/TEACH Grant Amount	Indicates the specific award amount for Direct Loans, TEACH Grants or guarantee amount for FFELP loans prior to any cancellations or disbursements.	Num.
Comma	Comma	Char.
Loan/TEACH Grant Status	The current status of the loan or TEACH Grant.	Char.
Comma	Comma	Char.
Loan/TEACH Grant Status Date	The date the current loan or TEACH Grant status code became effective.	Date
Comma	Comma	Char.
Loan Outstanding Principal Balance	The loan's outstanding principal balance on the date the run occurred.	Num.
Comma	Comma	Char.
Loan Outstanding Interest Balance	The loan's outstanding interest balance on the date the run occurred.	Num.
Comma	Comma	Char.
Loan Last Update Date	The date on which the loan was last updated.	Date
Comma	Comma	Char.
NSLDS Loan Label	A unique identifier for the loan on the NSLDS.	Char.

Data Element	Description	Field Format
Record Type	'99' – Represents Detail record.	Char.
Comma	Comma	Char.
Detail Record Count	Total count of detail records on this file (excluding header and trailer).	Num.

5.5 Enrollment Statistics Report – ENLST1

The Enrollment Statistics Report (ENLST1) provides school users with Enrollment Statistics for the school code or school location code associated with the user's ID. The report includes information about completeness and quality of the Enrollment Reporting provided by schools participating in the federal student aid program. Users may choose to receive all the data associated with the six-digit OPEID in the School Code field or specify a specific school location code by entering the eight-digit OPEID in the School Location Code field. Selecting the summary level allows the user to receive the data at either the School Code (six-digit OPEID) summary level or the School Location Code (eight-digit OPEID) detail level. The default asterisk (*) indicates 'all' for that field selection. The user will indicate the Evaluation Date End and the number of weeks prior to the Evaluation Date End desired, limited to 52 weeks. The report output is sorted by School Code, then School Location Code.

Report ID	Format	Extract Type	Delivery Method	Report Frequency	Message Class	NSLDS Sending Mailbox
ENLST1		MS Excel		Ad Hoc		

5.5.1 Excel Web Report Field List

Column	Field Name	Description
A	School Code	Six-digit school code
B	School Branch Code	Eight-digit school code
C	Start Date	Evaluation date minus number of weeks in the range
D	Evaluation Date	Date on which the evaluation occurred
E	Students In Portfolio	Total number of students in the portfolio as of the evaluation date
F	Students Certified	Total number of students in the portfolio which were certified
G	Students Certified With Program Enrollment	Total number of students in the portfolio which were certified with program-level enrollment
H	Percent Certified	Percentage of portfolio which was certified
I	Percent Certified With Program Enrollment	Percentage of portfolio which was certified with program-level enrollment

Column	Field Name	Description
J	Roster Records Returned	Total number of records returned to NSLDS
K	Roster Records In Error Returned	Total number of records returned to NSLDS which were in error
L	Roster Error Percent	Error percentage

5.6 Loan Exit Counseling Completion Report – EXTC01

Provides a detail report of students who have completed exit counseling for the requesting school during a designated timeframe. Output results contain the student's demographic data including reported addresses for the student, employer, references, and next of kin, as well as the media type, source, and completion date and time of the loan exit counseling session.

Report ID	Format	Extract Type	Delivery Method	Report Frequency	Message Class	NSLDS Sending Mailbox
EXTC01	PDF			Ad Hoc		
EXTC01	Extract	Fixed-Width	SAIG	Ad Hoc	EXNSFFOP	TG50012
EXTC01	Extract	Comma Delimited/Comma Separated Values	SAIG	Ad Hoc	EXNSCMOP	TG50012

5.6.1 Fixed-Width File Layout – NSLDS Format

NSLDS Format - Loan Exit Counseling Completion Header Record

Length = 1319

Pos FR	Pos TO	Data Element	Description	Field Format	Lth
1	1	Record Type	'0' – Represents Header.	Char.	1
2	41	Header Title	Value 'EXIT COUNSELING COMPLETION'.	Char.	40
42	47	Report ID	Identifier of report. Value is 'EXTC01'	Char.	6
48	53	School ID	The first 6 digits of the OPEID* as assigned by the Office of Postsecondary Education for the school being reported.	Char.	6
54	55	School Branch ID	The last 2 digits of the OPEID* of the school location as assigned by the Office of Postsecondary Education for the school being reported. If all school locations are selected (*), this field displays as "%%".	Char.	2
56	63	Begin Date	Lower end of date range.	Date	8

Pos FR	Pos TO	Data Element	Description	Field Format	Lth
64	71	End Date	Upper end of date range.	Date	8
72	80	SSN	Social Security Number of student being reported. If all SSNs are selected (*), this field displays as "%%%%%%%%%".	Char.	9
81	81	Submittal Extract Report Type	'C' = Comma delimited. 'E' = Standard extract data file.	Char.	1
82	89	Submittal Date	Date when the report request is submitted. Format CCYYMMDD.	Date	8
90	95	Submittal Time	Time when the report request is submitted. Format HHMMSS.	Time	6
96	131 9	Filler	Attribute to complete record length.	Char.	1224

NSLDS Loan Exit Counseling Completion Detail Record

Length = 1319

Pos FR	Pos TO	Data Element	Description	Field Format	Lth
1	1	Record Type	'1' – Represents Detail.	Char.	1
2	10	Student SSN	Student Social Security Number.	Char.	9
11	45	Student First Name	Student First Name.	Char.	35
46	80	Student Middle Initial	Student Middle Initial.	Char.	35
81	115	Student Last Name	Student Last Name.	Char.	35
116	123	Student DOB	Student Date of Birth. Format CCYYMMDD.	Date	8
124	188	School Name	School Branch Name.	Char.	65
189	194	School ID	The first six digits of the OPEID* as assigned by the Office of Postsecondary Education.	Char.	6
195	196	School Branch ID	The last two digits of the OPEID* of the school location as assigned by the Office of Postsecondary Education.	Char.	2

Pos FR	Pos TO	Data Element	Description	Field Format	Lth
197	204	Completion Date	Date the student completed their Loan Exit Counseling session. Format CCYYMMDD.	Date	8
205	208	Completion Time	Time the student completed their Loan Exit Counseling session. Format HHMM.	Time	4
209	209	Media Type	Code indicating how the student performed their Loan Exit Counseling session. P = Paper E = Electronic	Char.	1
210	210	Source	Code indicating the source of the Loan Exit Counseling session data. I = NSLDS E = School C = StudentLoans.gov	Char.	1
211	240	DL Number	Student's driver license number.	Char.	30
241	242	DL State	State in which the student's driver license was issued.	Char.	2
243	282	Street Address 1	Line 1 of student's current address.	Char.	40
283	322	Street Address 2	Line 2 of student's current address.	Char.	40
323	352	City	City of student's current address.	Char.	30
353	354	State	State of student's current address.	Char.	2
355	356	Country	Country of student's current address.	Char.	2
357	373	Zip Code	Zip or postal code of student's current address.	Char.	17
374	385	Phone Number	Telephone number of student's current address.	Char.	12
386	513	E-mail Address	E-mail address of student.	Char.	128
514	573	Name	Employer of the student.	Char.	60
574	613	Street Address 1	Address Line 1 of student's employer.	Char.	40
614	653	Street Address 2	Address Line 2 of student's employer.	Char.	40

Pos FR	Pos TO	Data Element	Description	Field Format	Lth
654	683	City	City of student's employer.	Char.	30
684	685	State	State of student's employer.	Char.	2
686	687	Country	Country of student's employer	Char.	2
688	704	Zip Code	Zip code of student's employer.	Char.	17
705	716	Phone Number	Telephone number of student's employer.	Char.	12
717	751	First Name	First name of next-of-kin.	Char.	35
752	786	Last Name	Last name of next-of-kin.	Char.	35
787	826	Street Address 1	Address Line 1 of next-of-kin.	Char.	40
827	866	Street Address 2	Address Line 2 of next-of-kin.	Char.	40
867	896	City	City of next-of-kin.	Char.	30
897	898	State	State of next-of-kin.	Char.	2
899	907	Zip Code	Zip code of next-of-kin.	Char.	9
908	917	Phone Number	Telephone number of next-of-kin.	Char.	10
918	952	First Name	First name of first reference.	Char.	35
953	987	Last Name	Last name of first reference.	Char.	35
988	102 7	Street Address 1	Address Line 1 of first reference.	Char.	40
102 8	106 7	Street Address 2	Address Line 2 of first reference.	Char.	40
106 8	109 7	City	City of first reference.	Char.	30
109 8	109 9	State	State of first reference.	Char.	2
110 0	110 8	Zip Code	Zip code of first reference.	Char.	9
110 9	111 8	Phone Number	Telephone number of first reference.	Char.	10
111 9	115 3	First Name	First name of second reference.	Char.	35

Pos FR	Pos TO	Data Element	Description	Field Format	Lth
115 4	118 8	Last Name	Last name of second reference.	Char.	35
118 9	122 8	Street Address 1	Address Line 1 of second reference.	Char.	40
122 9	126 8	Street Address 2	Address Line 2 of second reference.	Char.	40
126 9	129 8	City	City of second reference.	Char.	30
129 9	130 0	State	State of second reference.	Char.	2
130 1	130 9	Zip Code	Zip code of second reference.	Char.	9
131 0	131 9	Phone Number	Telephone number of second reference.	Char.	10

*NSLDS Loan Exit Counseling Completion Trailer Record**Length = 1319*

Pos FR	Pos TO	Data Element	Description	Field Format	Lth
1	1	Record Type	'9' – Represents Trailer Record.	Char.	1
2	10	Record Count	Total count of records.	Num.	9
11	131 9	Filler	Attribute to complete record length.	Char.	1309

5.6.2 Comma Delimited / Comma Separated Values File Layout – NSLDS Format

The following represents the detail record layout for a comma delimited extract in the NSLDS format. Fields with the potential of containing commas will be bound in double quotes in the results:

NSLDS Format - Loan Exit Counseling Completion Detail Record Report

Data Element	Description	Field Format
Student SSN	Student Social Security Number.	Char.
Comma	Comma	Char.

Data Element	Description	Field Format
Student First Name	Student First Name.	Char.
Comma	Comma	Char.
Student Middle Initial	Student Middle Initial.	Char.
Comma	Comma	Char.
Student Last Name	Student Last Name.	Char.
Comma	Comma	Char.
Student DOB	Student Date of Birth. Format CCYYMMDD.	Date
Comma	Comma	Char.
School Name	Attending School Branch Name.	Char.
Comma	Comma	Char.
OPEID*	An institution's unique 8-digit Office of Postsecondary Education ID (OPEID).	Char.
Comma	Comma	Char.
Completion Date	Date the student completed their Loan Exit Counseling session. Format CCYYMMDD.	Date
Comma	Comma	Char.
Completion Time	Time the student completed their Loan Exit Counseling session. Format HHMM.	Time
Comma	Comma	Char.
Media Type	Code indicating how the student performed their Loan Exit Counseling. P = Paper E = Electronic	Char.

Data Element	Description	Field Format
Source	Code indicating the source of the Loan Exit Counseling session data. I = Internal E = External C = StudentLoans.gov	Char.
Comma	Comma	Char.
DL Number	Student's driver license number.	Char.
Comma	Comma	Char.
DL State	State in which the student's driver license was issued.	Char.
Comma	Comma	Char.
Street Address 1	Line 1 of student's current address.	Char.
Comma	Comma	Char.
Street Address 2	Line 2 of student's current address.	Char.
Comma	Comma	Char.
City	City of student's current address.	Char.
Comma	Comma	Char.
State	State of student's current address.	Char.
Comma	Comma	Char.
Country	Country of student's current address.	Char.
Comma	Comma	Char.
Zip Code	Zip or postal code of student's current address.	Char.
Comma	Comma	Char.
Phone Number	Telephone number of student's current address.	Char.
Comma	Comma	Char.
E-mail Address	E-mail Address of student.	Char.
Comma	Comma	Char.
Name	Employer of the student.	Char.

Data Element	Description	Field Format
Comma	Comma	Char.
Street Address 1	Address Line 1 of student's employer.	Char.
Comma	Comma	Char.
Street Address 2	Address Line 2 of student's employer.	Char.
Comma	Comma	Char.
City	City of student's employer.	Char.
Comma	Comma	Char.
State	State of student's employer.	Char.
Comma	Comma	Char.
Country	Country of student's employer.	Char.
Comma	Comma	Char.
Zip Code	Zip code of student's employer.	Char.
Comma	Comma	Char.
Phone Number	Telephone number of student's employer.	Char.
Comma	Comma	Char.
First Name	First name of next-of-kin.	Char.
Comma	Comma	Char.
Last Name	Last name of next-of-kin.	Char.
Comma	Comma	Char.
Street Address 1	Address Line 1 of next-of-kin.	Char.
Comma	Comma	Char.
Street Address 2	Address Line 2 of next-of-kin.	Char.
Comma	Comma	Char.
City	City of next-of-kin.	Char.
Comma	Comma	Char.

Data Element	Description	Field Format
State	State of next-of-kin.	Char.
Comma	Comma	Char.
Zip Code	Zip code of next-of-kin.	Char.
Comma	Comma	Char.
Phone Number	Telephone number of next-of-kin.	Char.
Comma	Comma	Char.
First Name	First name of first reference.	Char.
Comma	Comma	Char.
Last Name	Last name of first reference.	Char.
Comma	Comma	Char.
Street Address 1	Address Line 1 of first reference.	Char.
Comma	Comma	Char.
Street Address 2	Address Line 2 of first reference.	Char.
Comma	Comma	Char.
City	City of first reference.	Char.
Comma	Comma	Char.
State	State of first reference.	Char.
Comma	Comma	Char.
Zip Code	Zip code of first reference.	Char.
Comma	Comma	Char.
Phone Number	Telephone number of first reference.	Char.
Comma	Comma	Char.
First Name	First name of second reference.	Char.
Comma	Comma	Char.
Last Name	Last name of second reference.	Char.

Data Element	Description	Field Format
Comma	Comma	Char.
Street Address 1	Address Line 1 of second reference.	Char.
Comma	Comma	Char.
Street Address 2	Address Line 2 of second reference.	Char.
Comma	Comma	Char.
City	City of second reference.	Char.
Comma	Comma	Char.
State	State of second reference.	Char.
Comma	Comma	Char.
Zip Code	Zip code of second reference.	Char.
Comma	Comma	Char.
Phone Number	Telephone number of second reference.	Char.

5.6.3 Excel Report Field List

Column	Field Name	Description
A	Social Security Number	Student Social Security Number.
B	Name	Student last name, student first name, student middle initial.
C	Address	Address 1 permanent address, address 2 permanent address, city permanent address, state permanent address, zip code permanent address
D	DOB	Student Date of Birth. Format CCYYMMDD.
E	DL, DL State, Email	Driver license number, State in which the student's driver license was issued, student email address.
F	Exit Completion Date	Date the student completed their Loan Exit Counseling session. Format CCYYMMDD.

Column	Field Name	Description
G	OPEID	The first 6 digits of the OPEID* as assigned by the Office of Postsecondary Education for the school being reported.
H	School Name	School Branch Name
I	Source	Source = School
J	Media	Code indicating how the student performed their Loan Exit Counseling. P = Paper E = Electronic
K	Anticipated Employer	Name of anticipated employer
L	Reference One	First name of first reference, Last name of first reference, Address Line 1 of first reference, Address Line 2 of first reference, City of first reference, State of first reference, Zip code of first reference, Telephone number of first reference.
M	Reference Two	First name of second reference, Last name of second reference, Address Line 1 of second reference, Address Line 2 of second reference, City of second reference, State of second reference, Zip code of second reference, Telephone number of second reference.
N	Next Of Kin	First name of next of kin, Last name of next of kin, Address Line 1 of next of kin, Address Line 2 of next of kin, City of next of kin, State of next of kin, Zip code of next of kin, Telephone number of next of kin.

5.7 Loan Exit Counseling Completion Direct Loan Report – EXTC05

Provides a detail report of students who have completed exit counseling for the requesting school during a designated timeframe. Output results contain the student's demographic data including reported addresses for the student, employer, references, and next of kin, as well as the media type, source, and completion date and time of the loan exit counseling session.

Note: When using the Output Medium of PDF or XLS, all but the last four digits of the SSN will be masked. Full SSNs are only sent when data will be delivered over the secure SAIG.

Report ID	Format	Extract Type	Delivery Method	Report Frequency	Message Class	NSLDS Sending Mailbox
EXTC05	Extract	Fixed-Width	SAIG	Ad Hoc/Scheduled	EXITFFOP	TG53161
EXTC05	Extract	Comma Delimited/Comma Separated Values	SAIG	Ad Hoc/Scheduled	EXITCMOP	TG53161

5.7.1 Fixed-Width File Layout – Direct Loan Format

Direct Loan Format - Loan Exit Counseling Completion Report Header Record

Length = 710

Pos FR	Pos TO	Data Element	Description	Field Format	Lth
1	10	Header Record Identifier	Identifies record as a header record. Must be "DL HEADER". Uppercase and left-justified with one blank position after DL and one blank position after HEADER.	Char.	10
11	14	Data Record Length	Indicates length of the data record (right-justified). Must be "0710".	Char.	4
15	22	Message Class	File name recognized by NSLDS. Must be "EXITFFOP".	Char.	8
23	25	Filler	Blank values.	Char.	3

Pos FR	Pos TO	Data Element	Description	Field Format	Lth
26	40	School ID and Report Identifier	Six-digit school code followed by "-EXIT-CSL" (e.g., 123456-EXIT-CSL).	Char.	15
41	45	Filler	Blank values.	Char.	5
46	53	Created Date	The date when the report was created. Format CCYYMMDD.	Date	8
54	59	Created Time	The time when the report was created. 000000–235959 Format HHMMSS: HH = 00–23 MM = 00–59 SS = 00–59	Time	6
60	710	Filler	Attribute to complete record length.	Char.	651

*DL Loan Exit Counseling Completion Report Detail Record**Length = 710*

Pos FR	Pos TO	Data Element	Description	Field Format	Lth
1	9	Student SSN	Student Social Security Number.	Char.	9
10	17	Student DOB	Student Date of Birth. Format CCYYMMDD.	Date	8
18	33	Student Last Name	Student Last Name.	Char.	16
34	45	Student First Name	Student First Name.	Char.	12
46	46	Student Middle Initial	Student Middle Initial.	Char.	1
47	54	Completion Date	Date the student completed their Loan Exit Counseling session. Format CCYYMMDD.	Date	8
55	62	Completion Time	Time the student completed their Loan Exit Counseling session. Format HHMMSSNN.	Time	8

Pos FR	Pos TO	Data Element	Description	Field Format	Lth
63	65	Borrower's acknowledgement of rights and responsibilities.	Yes or No.	Char.	3
66	90	Street Address 1	Line 1 of student's current address.	Char.	25
91	115	Street Address 2	Line 2 of student's current address.	Char.	25
116	131	City	City of student's current address.	Char.	16
132	133	State	State of student's current address.	Char.	2
134	142	Zip Code	Zip or postal code of student's current address.	Char.	9
143	152	Phone Number	Telephone number of student's current address.	Char.	10
153	154	DL State	State in which the student's driver license was issued.	Char.	2
155	174	DL Number	Student's driver license number.	Char.	20
175	199	Name	Employer of the student.	Char.	25
200	224	Street Address 1	Address Line 1 of student's employer.	Char.	25
225	249	Street Address 2	Address Line 2 of student's employer.	Char.	25
250	265	City	City of student's employer.	Char.	16
266	267	State	State of student's employer.	Char.	2
268	276	Zip Code	Zip code of student's employer.	Char.	9
277	286	Phone Number	Telephone number of student's employer.	Char.	10
287	311	Name	Name of first reference.	Char.	25
312	336	Street Address 1	Address Line 1 of first reference.	Char.	25
337	361	Street Address 2	Address Line 2 of first reference.	Char.	25
362	377	City	City of first reference.	Char.	16
378	379	State	State of first reference.	Char.	2
380	388	Zip Code	Zip code of first reference.	Char.	9

Pos FR	Pos TO	Data Element	Description	Field Format	Lth
389	398	Phone Number	Telephone number of first reference.	Char.	10
399	423	Name	Name of second reference.	Char.	25
424	448	Street Address 1	Address Line 1 of second reference.	Char.	25
449	473	Street Address 2	Address Line 2 of second reference.	Char.	25
474	489	City	City of second reference.	Char.	16
490	491	State	State of second reference.	Char.	2
492	500	Zip Code	Zip code of second reference.	Char.	9
501	510	Phone Number	Telephone number of second reference.	Char.	10
511	535	Name	Name of next-of-kin.	Char.	25
536	560	Street Address 1	Address Line 1 of next-of-kin.	Char.	25
561	585	Street Address 2	Address Line 2 of next-of-kin.	Char.	25
586	601	City	City of next-of-kin.	Char.	16
602	603	State	State of next-of-kin.	Char.	2
604	612	Zip Code	Zip code of next-of-kin.	Char.	9
613	622	Phone Number	Telephone number of next-of-kin.	Char.	10
623	647	Street Address 1	Address Line 1 of student's permanent address.	Char.	25
648	672	Street Address 2	Address Line 2 of student's permanent address.	Char.	25
673	688	City	City of student's permanent address.	Char.	16
689	690	State	State of student's permanent address.	Char.	2
691	699	Zip Code	Zip or postal code of student's permanent address.	Char.	9
700	709	Phone Number	Telephone number of student's permanent address.	Char.	10

Pos FR	Pos TO	Data Element	Description	Field Format	Lth
710	710	Media Type	Code indicating how the student performed their Loan Exit Counseling. P = Paper E = Electronic	Char.	1

*DL Loan Exit Counseling Completion Report Trailer Record**Length = 710*

Pos FR	Pos TO	Data Element	Description	Field Format	Lth
1	10	Trailer Record Identifier	Identifies record as a trailer record. Must be "DL TRAILER". Uppercase and left-justified with one blank position after DL.	Char.	10
11	14	Data Record Length	Indicates length of the data record (right-justified). Must be "0710".	Char.	4
15	21	Record Count	Total count of records. Right-justified and prefilled with zeros.	Num.	7
22	710	Filler	Attribute to complete record length.	Char.	689

5.7.2 Comma Delimited / Comma Separated Values File Layout – Direct Loan Format

The following represents the detail record layout for a comma delimited extract in the Direct Loan format. Fields with the potential of containing commas will be bound in double quotes in the results:

Direct Loan Format - Loan Exit Counseling Completion Report Detail Record

Data Element	Description	Field Format
Student SSN	Student Social Security Number.	Char.
Comma	Comma	Char.
Student DOB	Student Date of Birth. Format CCYYMMDD.	Date
Comma	Comma	Char.

Data Element	Description	Field Format
Student Last Name	Student Last Name.	Char.
Comma	Comma	Char.
Student First Name	Student First Name.	Char.
Comma	Comma	Char.
Student Middle Initial	Student Middle Initial.	Char.
Comma	Comma	Char.
Completion Date	Date the student completed their Loan Exit Counseling session. Format CCYYMMDD.	Date
Comma	Comma	Char.
Completion Time	Time the student completed their Loan Exit Counseling session. Format HHMMSSNN.	Time
Comma	Comma	Char.
Borrower's acknowledgement of rights and responsibilities.	Yes or No.	Char.
Comma	Comma	Char.
Street Address 1	Address Line 1 of student's current address.	Char.
Comma	Comma	Char.
Street Address 2	Address Line 2 of student's current address.	Char.
Comma	Comma	Char.
City	City of student's current address.	Char.
Comma	Comma	Char.
State	State of student's current address.	Char.
Comma	Comma	Char.
Zip Code	Zip or postal code of student's current address.	Char.
Comma	Comma	Char.

Data Element	Description	Field Format
Phone Number	Telephone number of student's current address.	Char.
Comma	Comma	Char.
DL State	State in which the student's driver license was issued.	Char.
Comma	Comma	Char.
DL Number	Student's driver license number.	Char.
Comma	Comma	Char.
Name	Employer of the student.	Char.
Comma	Comma	Char.
Street Address 1	Address Line 1 of student's employer.	Char.
Comma	Comma	Char.
Street Address 2	Address Line 2 of student's employer.	Char.
Comma	Comma	Char.
City	City of student's employer.	Char.
Comma	Comma	Char.
State	State of student's employer.	Char.
Comma	Comma	Char.
Zip Code	Zip code of student's employer.	Char.
Comma	Comma	Char.
Phone Number	Telephone number of student's employer.	Char.
Comma	Comma	Char.
Name	Name of first reference.	Char.
Comma	Comma	Char.
Street Address 1	Address Line 1 of first reference.	Char.
Comma	Comma	Char.
Street Address 2	Address Line 2 of first reference.	Char.

Data Element	Description	Field Format
Comma	Comma	Char.
City	City of first reference.	Char.
Comma	Comma	Char.
State	State of first reference.	Char.
Comma	Comma	Char.
Zip Code	Zip code of first reference.	Char.
Comma	Comma	Char.
Phone Number	Telephone number of first reference.	Char.
Comma	Comma	Char.
Name	Name of second reference.	Char.
Comma	Comma	Char.
Street Address 1	Address Line 1 of second reference.	Char.
Comma	Comma	Char.
Street Address 2	Address Line 2 of second reference.	Char.
Comma	Comma	Char.
City	City of second reference.	Char.
Comma	Comma	Char.
State	State of second reference.	Char.
Comma	Comma	Char.
Zip Code	Zip code of second reference.	Char.
Comma	Comma	Char.
Phone Number	Telephone number of second reference.	Char.
Comma	Comma	Char.
Name	Name of next-of-kin.	Char.
Comma	Comma	Char.

Data Element	Description	Field Format
Street Address 1	Address Line 1 of next-of-kin.	Char.
Comma	Comma	Char.
Street Address 2	Address Line 2 of next-of-kin.	Char.
Comma	Comma	Char.
City	City of next-of-kin.	Char.
Comma	Comma	Char.
State	State of next-of-kin.	Char.
Comma	Comma	Char.
Zip Code	Zip code of next-of-kin.	Char.
Comma	Comma	Char.
Phone Number	Telephone number of next-of-kin.	Char.
Comma	Comma	Char.
Street Address 1	Address Line 1 of student's permanent address.	Char.
Comma	Comma	Char.
Street Address 2	Address Line 2 of student's permanent address.	Char.
Comma	Comma	Char.
City	City of student's permanent address.	Char.
Comma	Comma	Char.
State	State of student's permanent address.	Char.
Comma	Comma	Char.
Zip Code	Zip or postal code of student's permanent address.	Char.
Comma	Comma	Char.
Phone Number	Telephone number of student's permanent address.	Char.
Comma	Comma	Char.

Data Element	Description	Field Format
Media Type	Code indicating how the student performed their Loan Exit Counseling. P = Paper E = Electronic	Char.

5.7.3 Excel Report Field List

Column	Field Name	Description
A	Social Security Number	Student Social Security Number.
B	Name	Student last name, student first name, student middle initial.
C	Address	Address 1 permanent address, address 2 permanent address, city permanent address, state permanent address, zip code permanent address
D	DOB	Student Date of Birth. Format CCYYMMDD.
E	DL, DL State, Email	Driver license number, State in which the student's driver license was issued, student email address.
F	Exit Completion Date	Date the student completed their Loan Exit Counseling session. Format CCYYMMDD.
G	OPEID	The first 6 digits of the OPEID* as assigned by the Office of Postsecondary Education for the school being reported.
H	School Name	School Branch Name
I	Source	Source = School
J	Media	Code indicating how the student performed their Loan Exit Counseling. P = Paper E = Electronic
K	Anticipated Employer	Name of anticipated employer

Column	Field Name	Description
L	Reference One	First name of first reference, Last name of first reference, Address Line 1 of first reference, Address Line 2 of first reference, City of first reference, State of first reference, Zip code of first reference, Telephone number of first reference.
M	Reference Two	First name of second reference, Last name of second reference, Address Line 1 of second reference, Address Line 2 of second reference, City of second reference, State of second reference, Zip code of second reference, Telephone number of second reference.
N	Next Of Kin	First name of next of kin, Last name of next of kin, Address Line 1 of next of kin, Address Line 2 of next of kin, City of next of kin, State of next of kin, Zip code of next of kin, Telephone number of next of kin.

5.8 Loan Exit Counseling Summary by SSN Report – EXTCD1

Provides school users a summary report of students who have completed loan exit counseling for the requesting school during a designated timeframe. Output results contain the student's SSN, last name, first name, middle name, eight-digit OPEID code of the school the student selected to be notified regarding their completion of the Loan Exit Counseling session, as well as the completion date and time of the loan exit counseling session.

Report ID	Format	Extract Type	Delivery Method	Report Frequency	Message Class	NSLDS Sending Mailbox
EXTCD1	PDF			Ad Hoc		
EXTCD1	Extract	Fixed-Width	SAIG	Ad Hoc	EXSMFFOP	TG50012
EXTCD1	Extract	Comma Delimited/Comma Separated Values	SAIG	Ad Hoc	EXSMCMOP	TG50012

5.8.1 Fixed-Width File Layout

Loan Exit Counseling Summary Header Record

Length = 300

Pos FR	Pos TO	Data Element	Description	Field Format	Lth
1	1	Record Type	'0' – Represents Header Record.	Char.	1
2	45	Header Title	Value 'EXIT COUNSELING SUMMARY BY SSN'.	Char.	44
46	51	Report ID	Identifier of report. Value: 'EXTCD1'	Char.	6
52	57	School ID	The first 6 digits of the OPEID* as assigned by the Office of Postsecondary Education. Asterisk indicates all schools.	Char.	6
58	59	School Branch ID	The last 2 digits of the OPEID* of the school location as assigned by the Office of Postsecondary Education. If all school locations are selected (*), this field displays as "**".	Char.	2

Pos FR	Pos TO	Data Element	Description	Field Format	Lth
60	67	Begin Date	Lower end of date range.	Date	8
68	75	End Date	Upper end of date range.	Date	8
76	78	Date Period	Completed in the past number of dates. Values available: 010, 030, 060, 090, 120, or 000 if "USE BEG/END DT" option was selected.	Char.	3
79	83	Filler	Attribute to complete record length.	Char.	5
84	84	Submittal Extract Report Type	'C' = Comma delimited. 'E' = Extract data file.	Char.	1
85	92	Submittal Date	Date when the report request is submitted. Format CCYYMMDD.	Date	8
93	98	Submittal Time	Time when report request is submitted. Format HHMMSS.	Time	6
99	106	User ID	NSLDS User ID code of the user making the request.	Char.	8
107	109	GA/Federal Loan Servicer ID	Code for the GA/Federal Loan Servicer being reported. If all Federal Loan Servicer IDs are selected (*), this field displays as "* ".	Char.	3
110	121	Filler	Attribute to complete record length.	Char.	12
122	130	SSN 1	SSN 1 request.	Char.	9
131	139	SSN 2	SSN 2 request.	Char.	9
140	148	SSN 3	SSN 3 request.	Char.	9
149	157	SSN 4	SSN 4 request.	Char.	9
158	166	SSN 5	SSN 5 request.	Char.	9
167	175	SSN 6	SSN 6 request.	Char.	9
176	184	SSN 7	SSN 7 request.	Char.	9
185	193	SSN 8	SSN 8 request.	Char.	9
194	202	SSN 9	SSN 9 request.	Char.	9
203	211	SSN 10	SSN 10 request.	Char.	9

Pos FR	Pos TO	Data Element	Description	Field Format	Lth
212	220	SSN 11	SSN 11 request.	Char.	9
221	229	SSN 12	SSN 12 request.	Char.	9
230	238	SSN 13	SSN 13 request.	Char.	9
239	247	SSN 14	SSN 14 request.	Char.	9
248	256	SSN 15	SSN 15 request.	Char.	9
257	265	SSN 16	SSN 16 request.	Char.	9
266	274	SSN 17	SSN 17 request.	Char.	9
275	283	SSN 18	SSN 18 request.	Char.	9
284	292	SSN 19	SSN 19 request.	Char.	9
293	300	Filler	Attribute to complete record length.	Char.	8

*Loan Exit Counseling Summary Detail Record**Length = 300*

Pos FR	Pos TO	Data Element	Description	Field Format	Lth
1	1	Record Type	'1' – Represents Detail Record.	Char.	1
2	10	Student SSN	Student Social Security Number.	Char.	9
11	45	Student Last Name	Student Last Name.	Char.	35
46	80	Student First Name	Student First Name.	Char.	35
81	115	Student Middle Initial	Student Middle Initial.	Char.	35
116	123	OPEID*	An institution's unique 8-digit Office of Postsecondary Education ID (OPEID) for the attending school.	Char.	8
124	131	Completion Date	Date the student completed their Loan Exit Counseling session. Format CCYYMMDD.	Date	8
132	135	Completion Time	Time the student completed their Loan Exit Counseling session. Format HHMM.	Time	4
136	300	Filler	Attribute to complete record length.	Char.	165

*Loan Exit Counseling Summary Trailer Record**Length = 300*

Pos FR	Pos TO	Data Element	Description	Field Format	Lth
1	1	Record Type	'9' – Represents Trailer Record.	Char.	1
2	10	Record Count	Total count of records.	Num.	9
11	300	Filler	Attribute to complete record length.	Char.	290

5.8.2 Comma Delimited / Comma Separated Values File Layout

Loan Exit Counseling Summary Detail Record

Data Element	Description	Field Format
Student SSN	Student Social Security Number.	Char.
Comma	Comma	Char.
Student Last, First Middle Name	Student Last Name comma space Student First Name space Student Middle Name.	Char.
Comma	Comma	Char.
OPEID*	An institution's unique 8-digit Office of Postsecondary Education ID (OPEID) for the attending school.	Char.
Comma	Comma	Char.

Data Element	Description	Field Format
Completion Date, Completion Time	Date the student completed their Loan Exit Counseling session: Format CCYYMMDD space Time the student completed their Exit Counseling session: Format HHMM.	Date

5.8.3 Excel Report Field List

Column	Field Name	Description
A	SSN	Student Social Security Number.
B	Name	Student Last Name comma space Student First Name space Student Middle Name.
C	OPEID	An institution's unique 8-digit Office of Postsecondary Education ID (OPEID) for the attending school.
D	Exit Completion Date	Date the student completed their Loan Exit Counseling session: Format CCYYMMDD space Time the student completed their Exit Counseling session: Format HHMM.

5.9 Request for Financial Aid History Report – FAT001

The *Request for Financial Aid History Report* contains the student's full Financial Aid History. The file contains separate records for Aggregates, Perkins, Flags Record; Name History Record(s); Overpayment Record(s); Grant Payment Record(s); and Loan Detail Record(s).

Note: A TSM Batch Inform/FAH Error/Acknowledgement Response File (TRNINFOP) will also be generated in response to this request.

Report ID	Format	Extract Type	Delivery Method	Report Frequency	Message Class	NSLDS Sending Mailbox
FAT001	PDF			Ad Hoc		
FAT001	Extract	Fixed-Width	SAIG	Ad Hoc	FAHEXTOP	TG50012

NOTE: For the extract file layout, please see the **Transfer Student Monitoring Guide** posted on Knowledge Center.

5.10 School Overpayment Report – OVP001

The *School Overpayment Report* contains a list of overpayments stored on NSLDS for the requesting school. The report includes the status of the overpayment based on the indicators of: Overpayment (when first reported), Satisfactory Arrangement Made, Repaid, and Fraud (if the overpayment is based on fraudulent receipt of the funds). The report identifies the dates associated with the reported overpayments as well as the user who entered each overpayment.

Report ID	Format	Extract Type	Delivery Method	Report Frequency	Message Class	NSLDS Sending Mailbox
OVP001	PDF			Ad Hoc		
OVP001	Extract	Fixed-Width	SAIG	Ad Hoc	AHSLDEOP	TG50012

5.10.1 Fixed-Width File Layout

School Overpayment Report Header Record

Length = 170

Pos FR	Pos TO	Data Element	Description	Field Format	Lth
1	1	Record Type	'0'—Represents Header	Char.	1
2	23	Header Title	Value 'OVERPAYMENT HEADER'	Char.	22
24	29	Report Id	Identifier of report. OVP001.	Char.	6
30	35	Submittal School Code	Code for school requesting report.	Char.	6
36	37	Submittal School Branch Code	Code for school branch requesting report.	Char.	2
38	39	Submittal Aid Type	The value may be: 'A' = All 'PK' = Perkins Loan 'AG' = Academic Competitiveness Grant 'IA' = Iraq and Afghanistan Service Grant 'PE' = Federal Pell Grant 'SE' = Supplemental Educational Opportunity Grant 'SG' = National Smart Grant 'TG' = TEACH Grant	Char.	2

Pos FR	Pos TO	Data Element	Description	Field Format	Lth
40	40	Submittal Overpayment Indicator	The value may be: 'A' = All 'F' = Fraud 'Y' = Overpayment 'R' = Repaid 'S' = Satisfactory Arrangement Made	Char.	1
41	48	Submittal Beginning Create Date	Beginning date range for the date the overpayment was entered. Default is '00000000'.	Date	8
49	56	Submittal Ending Create Date	Ending date range for the date the overpayment was entered. Default is '99991231'.	Date	8
57	64	Sort Control Member	Sort sequence member name.	Char.	8
65	65	Submittal Report Type	'R' = Report 'E' = Extract data file	Char.	1
66	73	Submittal Date	Date which the Overpayment request is submitted. Format CCYYMMDD.	Date	8
74	138	School Name	Name of school branch.	Char.	65
139	170	Filler	Attribute to complete record length.	Char.	32

*School Overpayment Report Detail Record**Length = 170*

Pos FR	Pos TO	Attribute	Description	Field Format	Lth
1	1	Record Type	'1'—Represents Detail	Char.	1
2	3	Aid Type	The value may be: 'PK' = Perkins Loan 'PE' = Federal Pell Grant 'SE' = Supplemental Educational Opportunity Grant	Char.	2
4	4	Overpayment Indicator	The value may be: 'Y' = Overpayment 'R' = Repaid 'S' = Satisfactory Arrangement Made	Char.	1
5	12	Disbursement Date	Date the overpayment aid was disbursed to the student.	Date	8

Pos FR	Pos TO	Attribute	Description	Field Format	Lth
13	20	Repayment Date	Date the student repaid the overpayment.	Date	8
21	28	Create Date	Date the overpayment was entered.	Date	8
29	31	Source	Contains the value for source of overpayment. It represents the owner of the overpayment, which is the school, the Department of Education, Debt Collection Systems. If it is held by the school, it will contain the value 'SCH'. If held by the Department of Education it will contain the value 'EDR'. When it is in transition,, that is being moved from the school to the Department, it will have the value 'TRF'.	Char.	3
32	33	Region Code	The region of ED that is responsible for collecting aid overpayment amounts. This is only populated if the source is ED, EDR.	Char.	2
34	50	Region Name	The name of the ED region that is responsible for collecting aid overpayment amounts. This is only populated if the source is ED, EDR.	Char	17
51	58	Update Date	Date on which the overpayment was modified. Applicable when the overpayment changes from 'Y' to 'R'. When the overpayment is set to 'Y', this date will be same as Create Date.	Date	8
59	67	D Current SSN	Student's current SSN.	Char.	9
68	79	D Current First	Student's current first name.	Char.	12
80	80	Middle Initial	Student's middle initial.	Char.	1
81	115	D Current Last	Student's current last name.	Char.	35
116	123	Date Of Birth	Student's date of birth in CCYYMMDD format.	Date	8
124	135	First Name	Last updated by user's first name.	Char.	12
136	170	Last Name	Last updated by user's last name.	Char.	35

*School Overpayment Report Trailer Record**Length = 170*

Pos FR	Pos TO	Attribute	Description	Field Format	Lth
1	1	Record Type	'9'—Represents Trailer Record	Char.	1

Pos FR	Pos TO	Attribute	Description	Field Format	Lth
2	47	Trailer Title	Value 'OVERPAYMENT REPORT'	Char.	46
48	56	Record Count	Total count of detail records on this file (excluding header and trailer).	Num.	9
57	150	Filler	Attribute to complete record length.	Char.	94

5.11 Aid Overpayment Compliance Report – OVPCL3

The Aid Overpayment Compliance Report (OVPCL3) provides users with a list of overpayments that are assigned to the requested school and require some action be taken. The identified overpayments resulting on this report require an update on the NSLDS Professional Access (NSLDSFAP) website or need to be assigned to the Department of Education (ED). When requesting the report, users can leave the OPEID field blank to display all data associated with the six-digit OPEID to include all branch locations, or users can enter their specific eight-digit OPEID associated with their online user ID in the School Location Code field to view only data associated with that location. The report output is sorted by School Code, School Location Code.

Report ID	Format	Extract Type	Delivery Method	Report Frequency	Message Class	NSLDS Sending Mailbox
OVPCL3	Extract	Comma Delimited	SAIG	Ad Hoc	AOCOCDOP	TG50012
OVPCL3	Extract	Fixed-Width	SAIG	Ad Hoc	AOCOFWOP	TG50012

5.11.1 Fixed-Width File Layout

Aid Overpayment Compliance Report Header Record

Length 200

Pos FR	Pos TO	Data Element	Description	Field Format	Lth
1	1	Record Type	'0' – Represents Header record.	Char.	1
2	41	Header Title	Valid Value: 'AID OVERPAYMENT COMPLIANCE REPORT'	Char.	40
42	47	Report ID	Identifier of report. Valid Value: 'OVPCL3'.	Char.	6
48	53	School Code	Code of the school six-digit OPEID requested.	Char.	6
54	61	School Location Code	Code of the school eight-digit OPEID requested. If all school location codes are selected (*), this field displays as "ALL".	Char.	8
62	81	Submittal Timestamp	Timestamp the report was submitted.	Timestamp	20
82	200	Filler	Spaces.	Char.	119

Aid Overpayment Compliance Report Detail Record

Length 200

Pos FR	Pos TO	Data Element	Description	Field Format	Lth
1	1	Record Type	'1' – Represents Detail record.	Char.	1
2	7	School Code	Code of the school six-digit OPEID requested.	Char.	6
8	15	School Location Code	Code of the school eight-digit OPEID requested. If all school location codes are selected (*), this field displays as "ALL".	Char.	8
16	24	Borrower SSN	Borrower's Social Security Number	Char.	9
25	32	Borrower DOB	Borrower's year, month and day of birth.	Date	8
33	67	Borrower Last Name	Borrower's last name.	Char.	35
68	102	Borrower First Name	Borrower's first name.	Char.	35
103	103	Borrower Middle Initial	Borrower's middle initial.	Char.	1
104	106	Source	Contains the value for source of overpayment.	Char.	3
107	108	Aid Type	The value may be: 'PK' = Perkins Loan 'PE' = Federal Pell Grant 'SE' = Supplemental Educational Opportunity Grant	Char.	2
109	109	Overpayment Indicator	The value may be: 'Y' = Overpayment 'S' = Satisfactory Arrangement Made	Char.	1
110	117	Disbursement Date	Date the overpayment aid was disbursed to the student.	Date	8
118	125	Repayment Date	Date the student repaid the overpayment.	Date	8
126	133	Create Date	Date the overpayment was entered.	Date	8
134	141	Update Date	Date the overpayment was last updated.	Date	8
142	153	Updater's First Name	First name of the NSLDS user who updated the overpayments.	Char.	12
154	188	Updater's Last Name	Last name of the NSLDS user who updated the overpayments.	Char.	35
189	200	Filler	Spaces.	Char.	12

*Aid Overpayment Compliance Report Trailer Record**Length 200*

Pos FR	Pos TO	Data Element	Description	Field Format	Lth
1	1	Record Type	'9' – Represents Trailer record.	Char.	1

Pos FR	Pos TO	Data Element	Description	Field Format	Lth
2	10	Count of Detail Records	Total count of detail records written.	Char.	9
11	200	Filler	Spaces.	Char.	190

5.11.2 Comma Delimited / Comma Separated Values File Layout

Aid Overpayment Compliance Report Header Record Layout – Comma Separated Values

Data Element	Description	Field Format
Record Type	'0' – Represents Header record.	Char.
Comma	Comma	Char.
Header Title	Valid Value: 'AID OVERPAYMENT COMPLIANCE REPORT'	Char.
Comma	Comma	Char.
Report ID	Identifier of report. Valid Value: 'OVPCL3'.	Char.
Comma	Comma	Char.
School Code	Code of the school six-digit OPEID requested.	Char.
Comma	Comma	Char.
School Location Code	Code of the school six-digit OPEID requested. If all school location codes are selected (*), this field displays as "ALL".	Char.
Comma	Comma	Char.
Submittal Timestamp	Timestamp the report was submitted.	Timestamp

Aid Overpayment Compliance Report Detail Record Layout – Comma Separated Values

Data Element	Description	Field Format
Record Type	'1' – Represents Detail record.	Char.
Comma	Comma	Char.
School Code	Code of the school six-digit OPEID requested.	Char.
Comma	Comma	Char.
School Location Code	Code of the school six-digit OPEID requested. If all school location codes are selected (*), this field displays as "ALL".	Char.
Comma	Comma	Char.
Borrower SSN	Borrower's Social Security Number	Char.

Data Element	Description	Field Format
Comma	Comma	Char.
Borrower DOB	Borrower's year, month and day of birth.	Date
Comma	Comma	Char.
Borrower Last Name	Borrower's last name.	Char.
Comma	Comma	Char.
Borrower First Name	Borrower's first name.	Char.
Comma	Comma	Char.
Borrower Middle Initial	Borrower's middle initial.	Char.
Comma	Comma	Char.
Source	Contains the value for source of overpayment.	Char.
Comma	Comma	Char.
Aid Type	The value may be: 'PK' = Perkins Loan 'PE' = Federal Pell Grant 'SE' = Supplemental Educational Opportunity Grant	Char.
Comma	Comma	Char.
Overpayment Indicator	The value may be: 'Y' = Overpayment 'S' = Satisfactory Arrangement Made	Char.
Comma	Comma	Char.
Disbursement Date	Date the overpayment aid was disbursed to the student.	Date
Comma	Comma	Char.
Repayment Date	Date the student repaid the overpayment.	Date
Comma	Comma	Char.
Create Date	Date the overpayment was entered.	Date
Comma	Comma	Char.
Update Date	Date the overpayment was last updated.	Date
Comma	Comma	Char.
Updater's First Name	First name of the NSLDS user who updated the overpayments.	Char.
Comma	Comma	Char.
Updater's Last Name	Last name of the NSLDS user who updated the overpayments.	Char.

Aid Overpayment Compliance Report Trailer Record Layout – Comma Separated Values

Data Element	Description	Field Format
Record Type	'9' – Represents Detail record.	Char.
Comma	Comma	Char.
Count of Detail Records	Total count of detail records written.	Num.

5.12 Perkins Default Summary Report – PRKDF1

The *Perkins Default Summary Report* provides detailed student and Perkins loan information for loans that may meet the requirements for mandatory assignment to the United States Department of Education. The output produced includes student identifiers (SSN, First and Last Names, and Date of Birth), and loan information (Loan Amount, Total Disbursements to Date, Loan Type, Loan Date, Amount of Outstanding Principal Balance, and Loan Status).

Report ID	Format	Extract Type	Delivery Method	Report Frequency	Message Class	NSLDS Sending Mailbox
PRKDF1	PDF			Ad Hoc		
PRKDF1	Extract	Fixed-Width	SAIG	Ad Hoc	AHSLDEOP	TG50012

5.12.1 Fixed-Width File Layout

Perkins Default Summary Report Header Record

Length = 200

Pos FR	Pos TO	Data Element	Description	Field Format	Lth
1	1	Record Type	'0' – Represents Header.	Char.	1
2	35	Header Title	Value 'PERKINS DEFAULT SUMMARY BY-SCHOOL'.	Char.	34
36	41	Report ID	Identifier of report. Value 'PRKDF1'.	Char.	6
42	49	OPEID	Code of the school OPEID associated with the requester.	Char.	8
50	50	Loan Types	Valid value: 'P' = Perkins	Char.	1
51	58	On or Before Date	Date variable entered by the user. Date that loan must have defaulted on or before.	Char.	8
59	66	Sort Criteria	Sort criteria selected by the user. PP030001 = SSN PP030002 = LAST NAME/FIRST NAME PP030003 = DATE OF LOAN STATUS/SSN	Char.	8
67	83	Filler	Spaces.	Char.	17

Pos FR	Pos TO	Data Element	Description	Field Format	Lth
84	84	Submittal Extract Report Type	'E' = Extract data file	Char.	1
85	92	Submittal Date	Date which the report request is submitted. Format CCYYMMDD.	Date	8
93	98	Submittal Time	Time which the report request is submitted. Format HHMMSS.	Char.	6
99	200	Filler	Spaces.	Char.	102

*Perkins Default Summary Report Detail Record**Length = 200*

Pos FR	Pos TO	Data Element	Description	Field Format	Lth
1	1	Record Type	'1' – Represents Detail.	Char.	1
2	10	Student SSN	Student's SSN.	Char.	9
11	22	Student First Name	Student's first name.	Char.	12
23	23	Student Middle Initial	Student's middle initial.	Char.	1
24	58	Student Last Name	Student's last name.	Char.	35
59	66	Student DOB	Student's date of birth. Format CCYYMMDD.	Date	8
67	74	Date	Date of first disbursement. Format CCYYMMDD.	Date	8
75	76	Loan Type	Type of loan: DU – National Defense Loan EU – Perkins Expanded Lending IC – Income Contingent Loan NU – National Direct Student Loan PU – Federal Perkins Loan	Char.	2
77	82	Loan Amount	Dollar amount of loan.	Num.	6
83	90	Date Entered Repayment	Maturity date of loan.	Date	8
91	98	Date of Cancellation	Date for which a loan or partial loan qualified for cancellation. Format CCYYMMDD.	Date	8

Pos FR	Pos TO	Data Element	Description	Field Format	Lth
99	104	Total Amount of Cancellation	Cumulative amount of loan that was cancelled.	Num.	6
105	106	Type of Cancellation	One of the reasons for cancelling all or part of a loan: DT – Defense Teach/Military Prior 1972 FF – Perkins Firefighter LB – Perkins Librarian PB – Perkins Bankruptcy PD – Perkins Death PE – Perkins Early Intervention PI – Perkins Disability PL – Perkins Law Enforcement PM – Perkins Military Service PN – Perkins Nurse/Medical Technician PS – Perkins Subject Matter Area PT – Perkins Teacher Service PV – Perkins Volunteer Service SP – Perkins Speech Pathologist TB – Perkins Tribal College or University	Char.	2
107	114	Date of First Disbursement	Date when the loan was first disbursed. Format CCYYMMDD.	Date	8
115	122	Date of Disbursement	Date when latest loan disbursement was made. Format CCYYMMDD.	Date	8
123	128	Total Amount of Disbursements	Cumulative net amount of loan actually disbursed to a student.	Num.	6
129	136	Date of Outstanding Principal Balance	Date when Amount of Outstanding Principal Balance was last updated. Format CCYYMMDD.	Date	8
137	142	Amount of Outstanding Principal Balance	Cumulative dollar amount of the outstanding principal balance due on a loan.	Num.	6
143	148	Code for Servicer	Code indicating current servicer for a loan.	Char.	6
149	156	Date of Servicer Responsibility	Date when a servicer assumes responsibility for servicing a loan for a school. Format CCYYMMDD.	Date	8

Pos FR	Pos TO	Data Element	Description	Field Format	Lth
157	157	Academic Level	Student's academic or grade level at the school for which a Perkins Loan was originally disbursed.	Char.	1
158	165	Date of Loan Status	Date when the current Code for Loan Status became effective. Format CCYYMMDD.	Date	8
166	167	Code for Loan Status	Code for current status of a loan: DB – Defaulted, then Bankrupt, Active DF – Defaulted, Unresolved DU – Defaulted, Unresolved DW – Defaulted, Write-Off DZ – Defaulted, 6 consecutive payments, then missed payments	Char.	2
168	186	Data Provider Identifier	Loan identifier used by the data provider.	Char.	19
187	187	Attempted Assignment Flag	Indicates that the Perkins Data Provider has attempted to assign the loan to the Department but the Department has not yet reported on the loan.	Char.	1
188	200	Filler	Spaces.	Char.	21

*Perkins Default Summary Report Trailer Record**Length = 200*

Pos FR	Pos TO	Data Element	Description	Field Format	Lth
1	1	Record Type	'9' – Represents Trailer Record.	Char.	1
2	10	Record Count	Total count of detail records on this file.	Num.	9
11	19	Total Amount	Total dollar amount of all Perkins Loans.	Num.	9
20	28	Total Cancellation Amount	Total dollar amount of all Cancellations.	Num.	9
29	37	Total Disbursement Amount	Total dollar amount of all Disbursements.	Num.	9
38	46	Total OPB Amount	Total dollar amount of all Outstanding Principal Balances.	Num.	9
47	200	Filler	Spaces.	Char.	154

5.13 Perkins Extract By Parameters Report – REC001

The *Perkins Extract By Parameters* provides detailed student and Perkins loan information for loans that may meet the requirements for mandatory assignment to the United States Department of Education. The output produced includes student identifiers (SSN, First and Last Names, and Date of Birth), and loan information (Loan Amount, Total Disbursements to Date, Loan Type, Loan Date, Amount of Outstanding Principal Balance, and Loan Status).

Report ID	Format	Extract Type	Delivery Method	Report Frequency	Message Class	NSLDS Sending Mailbox
REC001	Extract	Fixed-Width	SAIG	Ad Hoc, Scheduled	SCHRECOP	TG50012

5.13.1 Fixed-Width File Layout

Perkins Extract by Parameters File Layout

Length = 300

Pos FR	Pos TO	Data Element	Description	Field Format	Lth
1	8	Code for Original School	The eight-digit OPEID code identifying the original school at which the student was enrolled or accepted for enrollment when the loan was made or the grant overpayment occurred.	Num.	8
9	17	Student's SSN	Social Security Number of a Title IV aid recipient.	Char.	9
18	25	Student's Date of Birth	Date when a Title IV aid recipient was born.	Date	8
26	37	Student's First Name	First Name of a title IV aid recipient.	Char.	12
38	39	Type of Loan/Other Aid	Code indicating the type of aid received. Valid Values: DU – National Defense Loan EU – Perkins Expanded Lending NU – National Direct Student Loan (NDSL) PU – Federal Perkins Loan	Char.	2
40	47	Date of First Disbursement	Date on which the first disbursement was made on a Perkins loan or a grant overpayment.	Date	8

Pos FR	Pos TO	Data Element	Description	Field Format	Lth
48	48	Record Type Indicator	Identifies type of record (i.e., Detail or Past Period Change).	Char.	1
49	49	Action Code	Identifies action type.	Char.	1
50	57	New Code for Original School	The eight-digit OPEID code identifying the original school at which the student was enrolled or accepted for enrollment when the loan was made or the grant overpayment occurred.	Num.	8
58	66	New SSN for Student	Social Security Number of a Title IV aid recipient.	Char.	9
67	74	New Date of Student's Birth	Date when a Title IV aid recipient was born.	Date	8
75	86	New First Name for Student	First name of a Title IV aid recipient.	Char.	12
87	88	New Type of Loan/Other Aid	Code indicating type of aid received. Valid Values: DU – National Defense Loan EU – Perkins Expanded Lending NU – National Direct Student Loan (NDSL) PU – Federal Perkins Loan	Char.	2
89	96	New Date of First Disbursement	Date on which the first disbursement was made on a loan or grant overpayment.	Date	8
97	104	Date Entered Repayment (Date of Maturity)	Date when loan entered repayment or is scheduled to enter repayment.	Date	8
105	110	Amount of Loan	The amount of Perkins loan awarded or disbursed to a student.	Num.	6
111	118	Date of Loan Status	Date when the current Code for Loan Status became effective.	Date	8
119	120	Code for Loan Status	Code for current status of a loan. Valid Values: BC – Bankruptcy, Discharged BK – Bankruptcy, Active CA – Loan Reversal	Char.	2

Pos FR	Pos TO	Data Element	Description	Field Format	Lth
			CS – Closed School Discharge DA – Deferred DB – Defaulted, Then Bankrupt, Active DC – Defaulted, Compromise DD – Defaulted, Then Died DF (was DU) – Defaulted, Unresolved DK – Defaulted, Then Bankrupt, Discharge, DN – Defaulted, Then paid in full by consolidation DO – Defaulted, Then Bankrupt, Active, Other DP – Defaulted, Paid in Full DR – Defaulted loan included in a rolled-up loan DS – Defaulted, Then Disabled DU – See DF DW – Defaulted, Write-Off DX – (See XD) DZ – Defaulted, Six Consecutive Payments, Then missed payment(s) FB – Forbearance FC – False Certification Discharge FR – Fraud FX – Fraud, Satisfied IA – Loan Originated (Disbursed) ID – (Now IA, IG, or IM) IG – In Grace Period IM – In Military Grace IP – In post-Deferment Grace Period PC – Now DN & PN PF – Paid in Full PN – Non-Defaulted, Paid in Full Through Consolidation Loan RP – In Repayment UC – Non-defaulted loan purchased by the school UD – Defaulted loan purchased by the school		

Pos FR	Pos TO	Data Element	Description	Field Format	Lth
			VA – Disabled Veteran Discharged XD (was DX) – Defaulted, Six Consecutive Payments		
121	128	Date of Cancellation	Date for which a loan or partial loan qualified for cancellation.	Date	8
129	134	Amount of Cancellation	The cumulative amount of loan that was canceled.	Num.	6
135	142	Date of Disbursement	Date when latest loan disbursement was made.	Date	8
143	148	Amount of Disbursement	The cumulative net amount of loan actually disbursed to a student.	Num.	6
149	183	Student's Last Name	Current last name of a Title IV aid recipient.	Char.	35
184	184	Student's SSN Indicator	Indicates whether Student's Social Security Number is pseudo SSN, or real number. Valid Values P – Pseudo SSN R – Real SSN	Char.	1
185	185	Student's Academic Level	Student's academic or grade level at the school at the time the award year loan was disbursed. The student academic level, as reported with the first disbursement of the loan will be used to determine the student's annual loan limit. Valid Values: 1 – Freshman / First Year (Including proprietary institution programs that are less than 1 year in duration.) 2 – Sophomore / Second Year 3 – Junior / Third Year 4 – Senior / Fourth Year 5 – Fifth Year / Other Undergraduate (May include sixth year undergraduate and continuing education students.) A – First Year Graduate / Professional B – Second Year Graduate / Professional C – Third Year Graduate / Professional	Char.	1

Pos FR	Pos TO	Data Element	Description	Field Format	Lth
			D – Beyond Third Year Graduate / Professional G – Graduate / Professional, Year of Study Unknown N – Not Available (Used only for loans made prior to July 1, 2008.)		
186	186	Indicator of Grant Overpayment	Indicator that a student owes an overpayment on a grant.	Char.	1
187	194	Date Grant Overpayment Repaid	Date on which an overpayment owed on a grant is repaid.	Date	8
195	202	Date Enrollment Period Begins	Date when classes are (or were) to begin for the period covered by the loan.	Date	8
203	210	Date Enrollment Period Ends	Date when classes ended (or were to end) for the period covered by loan.	Date	8
211	211	Student's Middle Initial	Middle initial of a Title IV aid recipient.	Char.	1
212	213	Type of Deferment	One of the legal reasons for postponing repayment of loan principal and/or interest. Valid Values: AC – ACTION Programs AP – Armed Forces or PHS CD – Cancer Treatment EH – Economic Hardship EP – Full-Time Family Service to High Risk FM – Full-Time Teacher of Math FN – Full-Time Nurse/Medical Tech FP – Full-Time Provider FS – Full-time Special ED Teacher FT – Full-time Student GT – Graduate Fellowship Program HD – Head Start HS – Hardship HT – Half-time Student IR – Internship/Residency LE – Law Enforcement LF – Loan Deferred Pending Future Cancellation (Note: This code may be used	Char.	2

Pos FR	Pos TO	Data Element	Description	Field Format	Lth
			<p>only when placing a loan in deferment (or postponement) for a period of time while a borrower is providing services that qualify for loan cancellation.)</p> <p>MO – Active Duty Military/Military Operations</p> <p>MR – National Guard / Military Operations</p> <p>NO – National Oceanic and Atmospheric Administration Corps (NOAA)</p> <p>PC – Peace Corps</p> <p>PL – Parental Leave</p> <p>RT – Rehabilitation Training</p> <p>TD – Temporary Disability</p> <p>TE – Tax-Exempt Organizations</p> <p>TL – Teacher Low-Income Institution</p> <p>TS – Teacher Shortage</p> <p>UE – Unemployment less than 3 years</p> <p>WM – Working Mother</p>		
214	221	Date Deferment Starts	Date when a legal deferment actually begins.	Date	8
222	229	Date Deferment Stops	Date when a legal deferment is projected to end, or actually ends. Includes post-deferment grace period if applicable.	Date	8
230	235	Code for Servicer	Six-digit code indicating current servicer for a loan.	Num.	6
236	243	Date Enrollment Status Effective	Date when a student entered current enrollment status.	Date	8
244	244	Code for Enrollment Status	<p>Code indicating student's current enrollment status.</p> <p>Valid Values:</p> <p>A – Approved Leave of Absence</p> <p>D – Deceased</p> <p>F – Full Time</p> <p>G – Graduated</p> <p>H – Half Time or More, but Less Than Full Time</p> <p>L – Less Than Half Time</p>	Char.	1

Pos FR	Pos TO	Data Element	Description	Field Format	Lth
			N – Not Available (Use only if the Date of First Disbursement is prior to July 23, 1992, and you do not have required data.) W - Withdrawn		
245	252	Date of Outstanding Principal Balance	Date when Amount of Outstanding Principal Balance field was last updated.	Date	8
253	258	Amount of Outstanding Principal Balance	The cumulative dollar value of the outstanding principal balance due on a loan.	Num.	6
259	263	Interest Rate	The current actual interest rate for a loan (no decimal).	Num.	5
264	271	Date of Servicer Responsibility	Date when a servicer assumes responsibility for servicing a loan for a school.	Date	8
272	273	Type of Cancellation	One of the legal reasons for canceling all or part of a loan. Valid Values: DT – Defense Teacher/Military Prior To 1972 FF – Firefighter LB – Librarian PB – Perkins Bankruptcy PD – Perkins Death PE – Perkins Early Intervention PI – Perkins Disability PL – Perkins Law Enforcement PM – Perkins Military Service PN – Perkins Nurse/Medical Technician PS – Perkins Subject Matter Area PT – Perkins Teacher Service PV – Perkins Volunteer Service SP – Speech Language Pathologist TB – Faculty Member at Tribal College or University	Char.	2
274	281	Code for Current School	The eight-digit OPEID code identifying the current school at which the student is accepted for enrollment, currently enrolled, or last attended.	Num.	8
282	300	Data Provider Identifier	Unique loan identifier used by data provider.	Char.	19

5.14 Exit Counseling Report – SCH01A

The *Exit Counseling Report* provides student exit counseling information that has been provided to NSLDS for students who designated the school to receive the results of the exit counseling session. The data is retrieved based on reported Anticipated Completion Date using the requested date range.

Report ID	Format	Extract Type	Delivery Method	Report Frequency	Message Class	NSLDS Sending Mailbox
SCH01A	PDF			Ad Hoc		
SCH01A	Extract	Fixed-Width	SAIG	Ad Hoc	AHSLDSOP	TG50012

5.14.1 Fixed-Width File Layout

Exit Counseling Report Header Record

Length 660

Pos FR	Pos TO	Data Element	Description	Field Format	Lth
1	1	Record Type	Record Type Indicator 'H' for Header record.	Char.	1
2	36	Report Description	Title of the report.	Char.	35
37	96	Sort Description	Sort order for the report.	Char.	60
97	660	Filler	Filler	Char.	564

Exit Counseling Report Selection Record

Length 660

Pos FR	Pos TO	Data Element	Description	Field Format	Lth
1	1	Record Type	Record Type Indicator 'S' for selection record.	Char.	1
2	451	Filler	Filler	Char.	449
452	457	School Code	6-digit School Code	Char.	6
458	459	School Branch Code	2-digit School Branch Code	Char.	2
460	467	Antic Comp Date Begin	Anticipated Completion date to begin.	Num.	8
468	475	Antic Comp Date End	Anticipated Completion Date to end.	Num.	8

Pos FR	Pos TO	Data Element	Description	Field Format	Lth
476	660	Filler	Filler	Char.	185

*Exit Counseling Report Selection Record**Length 660*

Pos FR	Pos TO	Data Element	Description	Field Format	Lth
1	1	Record Type	Record Type Indicator 'X' for selection record.	Char.	1
2	10	Current SSN	Student Social Security Number	Char.	9
11	18	Date of Birth	Date of Student's Birth	Num.	8
19	53	Current Last	Student's Last Name	Char.	35
54	65	Current First	Student's First Name	Char.	12
66	66	Middle Initial	Student's Middle Initial	Char.	1
67	72	School Code	6-digit current School Code	Char.	6
73	74	School Branch Code	2-digit current School Branch Code	Char.	2
75	82	Date ID	Date of First Disbursement	Num.	8
83	84	Code	Type of Loan/Other Aid	Char.	2
85	85	FFEL Duplicate Indicator	Indicator of Separate Loan	Char.	1
86	150	Name	Original School Name	Char.	65
151	200	Street Address	Original School Street Address	Char.	50
201	220	City	Original School City	Char.	20
221	222	St	Original School State	Char.	2
223	231	Zip Code	Original School Zip Code	Char.	9
232	237	Code	Original School Code	Char.	6
238	239	Code	Original School Branch Code	Char.	2
240	247	Antic Comp Date	Date of Anticipated Completion	Num.	8
248	250	Current GA Code	Code for Guaranty Agency	Char.	3

Pos FR	Pos TO	Data Element	Description	Field Format	Lth
251	251	Academic Level	Student's Academic Level	Char.	1
252	257	Amount	Amount of Loan/Other Aid	Num.	6
258	263	Outstanding Interest Balance	Amount of Outstanding Interest Balance	Num.	6
264	269	Outstanding Principal Balance	Amount of Outstanding Principal Balance	Num.	6
270	271	Current Loan Status	Code for Loan Status	Char.	2
272	279	Current Loan Status Date	Date of Loan Status	Num.	8
280	287	Period Begin Date	Date Enrollment Period Begins	Num.	8
288	293	Total Disbursement Amount	Amount of Disbursement	Num.	6
294	299	Total Cancellation Amount	Amount of Cancellation	Num.	6
300	301	Cancel Code	Cancellation Code	Char.	2
302	309	Period End Date	Date Enrollment Period Ends	Num.	8
310	315	Current Lender Servicer ID	Code for Servicer	Char.	6
316	321	Current Lender Code	Code for Current Holder Lender	Char.	6
322	326	Interest Rate	Interest Rate	Num. (99.999)	5
327	327	Int Rate Code	Type of Interest Rate	Char.	1
328	336	Current SSN	PLUS Borrower's SSN	Char.	9
337	348	Current First	PLUS Borrower's First Name	Char.	12
349	383	Current Last	PLUS Borrower's Last Name	Char.	35
384	384	Middle Initial	PLUS Borrower's Middle Initial	Char.	1
385	390	Orig Len Code	Code for Originating FFEL Lender	Char.	6
391	430	Name	Lender Name	Char.	40
431	480	Street Address	Lender Street Address	Char.	50

Pos FR	Pos TO	Data Element	Description	Field Format	Lth
481	500	City	Lender City	Char.	20
501	502	State	Lender State	Char.	2
503	511	Zip Code	Lender Zip Code	Char.	9
512	576	Name	Branch Servicer Name	Char.	65
577	626	Street Address	Branch Servicer Street Address	Char.	50
627	646	City	Branch Servicer City	Char.	20
647	648	State	Branch Servicer State	Char.	2
649	657	Zip Code	Branch Servicer Zip Code	Char.	9
658	658	Error Code	Error Message	Num.	1
659	660	Filler	Filler	Char.	2

Note: This extract report does not contain a trailer record.

5.15 Transfer Monitoring Summary Report – SCH07A

The *Transfer Monitoring Summary Report* provides school users with statistics regarding the use of their Transfer Student Monitoring (TSM) process.

Report ID	Format	Extract Type	Delivery Method	Report Frequency	Message Class	NSLDS Sending Mailbox
SCH07A	PDF			Ad Hoc		
SCH07A	Extract	Fixed-Width	SAIG	Ad Hoc	AHSLDSOP	TG50012

5.15.1 Fixed-Width File Layout

Transfer Monitoring Summary Report Header Record

Length 700

Pos FR	Pos TO	Data Element	Description	Field Format	Lth
1	1	Record Type	'0'—Represents Header	Char.	1
2	28	Header Title	Value 'TRANSFER MONITORING SUMMARY'	Char.	27
29	34	Report Name	Identifier of report. SCH07A.	Char.	6
35	42	OPEID	OPEID	Char.	8
43	43	Range Type	'E' = Enrollment Period Begin Date 'M' = Monitor Begin Date	Char.	1
44	51	Begin Date	Beginning date range.	Date	8
52	59	End Date	Ending date range.	Date	8
60	67	Submittal Date	Date that the Transfer Monitoring Summary request is submitted. Format CCYYMMDD.	Date	8
68	73	Submittal Time	Time which the Transfer Monitoring Summary request is submitted. Format HHMMSS.	Time	6
74	138	School Name	Name of school being reported on.	Char.	65
139	700	Filler	Attribute to complete record length.	Char.	562

*Transfer Monitoring Summary Report Detail Record**Length 700*

Pos FR	Pos TO	Data Element	Description	Field Format	Lth
1	1	Record Type	'1'—Represents Detail.	Char.	1
2	9	Date of Birth	Student's date of birth.	Char.	8
10	21	First Name	Student's first name.	Char.	12
22	25	Filler	Attribute to complete record length.	Char.	4
26	34	SSN	Student's SSN.	Char.	9
35	42	Monitor Begin Date	Beginning date of monitoring of student.	Date	8
43	50	Enrollment Period Begin Date	Beginning date of enrollment of student at the school.	Date	8
51	51	Loan Alert	'Y' = alert occurred for a loan record. 'N' = no alert occurred for a loan record.	Char.	1
52	52	Pell Alert	'Y' = alert occurred for a Pell record. 'N' = no alert occurred for a Pell record.	Char.	1
53	60	Alert Date	Date alert processing was run.	Date	8
61	95	Last Name	Student's last name.	Char.	35
96	700	Filler	Attribute to complete record length.	Char.	605

*Transfer Monitoring Summary Report Trailer Record**Length 700*

Pos FR	Pos TO	Data Element	Description	Field Format	Lth
1	1	Record Type	'9'—Represents Trailer Record	Char.	1
2	10	Record Count	Total count of detail records on this file (excluding header and trailer).	Num.	9
11	700	Filler	Attribute to complete record length.	Char.	690

5.16 Borrower Demographic Report - SCHBR1

The *Borrower Demographic Report* provides demographic information of borrowers for the school code associated with the user's ID. This report consists of mailing address, phone number, and e-mail address data reported to NSLDS with an option to also include information from students' exit counseling reports. In order to make the data manageable, consider limiting the loan statuses selected and/or limit the loan program type

Note: If a school has merged into a new or existing OPEID, the borrowers associated with the previous OPEID will be included in the new or existing OPEID's report output.

Report ID	Format	Extract Type	Delivery Method	Report Frequency	Message Class	NSLDS Sending Mailbox
SCHBR1	Extract	Fixed-Width	SAIG	Ad Hoc	DEMOFWOP	TG50012
SCHBR1	Extract	Comma Delimited/Comma Separated Values	SAIG	Ad Hoc	DEMOCDOP	TG50012

5.16.1 Fixed-Width File Layout

Borrower Demographic Report Header Record

Length = 300

Pos FR	Pos TO	Data Element	Description	Field Format	Lth.
1	1	Record Type	'0' – Represents Header record	Char.	1
2	36	Header Title	Value 'BORROWER DEMOGRAPHIC REPORT'	Char.	35
37	42	Report ID	Identifier of report. Value 'SCHBR1' for	Char.	6
43	50	Report Date	Date the report was created 'CCYYMMDD'	Date	8
51	56	Report Time	Time Prepared – format 'HHMMSS'	Char	6
57	62	School ID	Code of the school six-digit OPEID associated with the requester.	Char.	6
63	64	School Branch ID	Code for the two-digit OPEID school branch requested. If all school branch campuses are selected (*), this field displays as "**"	Char.	2
65	67	Filler	Spaces	Char.	3

Pos FR	Pos TO	Data Element	Description	Field Format	Lth.
68	75	Entered Repayment Begin Date	Beginning Date of the Date Entered Repayment Range	Date	8
76	83	Entered Repayment End Date	Ending Date of the Date Entered Repayment Range	Date	8
84	103	Loan Status Category	Selected loan status category: All, Open, Closed, Defaulted, Payment Suspended, Repayment, Disability, Un-reinsured, or In-School	Char.	20
104	113	Loan Program Type	Valid Values: 'FFEL' – FFELP loans only 'DL' – Direct Loans only 'BOTH' – FFELP and Direct Loans	Char.	10
114	116	Exit Counseling Flag Request	Flag showing if Exit Counseling data was requested. Valid values 'YES'; 'NO'	Char.	3
117	136	Extract Type	Format of the extract file – values 'Comma delimited' or 'Standard' (fixed-length)	Char.	20
137	156	Sort By	SSN or Last/First Name	Char.	20
157	300	Filler	Spaces	Char.	144

*Borrower Demographics Report – Detail Identifier Record (05)**Length 300*

Pos FR	Pos TO	Data Element	Description	Field Format	Lth.
1	1	Record Type	'1' – Represents Detail record	Char.	1
2	10	Borrower SSN	Student Borrower's Social Security Number	Char.	9
11	12	Sub Record Type	Identifier of the type of detail record. Value for a Student Borrower Identifiers detail record: '05'	Char.	2
13	20	Source	Source Code for Borrower Name Valid values are: School OPEID; GA/ED servicer code	Char.	8
21	28	Effective Date	Effective Date for Borrower Name	Date	8
29	63	Borrower First Name	First name of student borrower	Char.	35

Pos FR	Pos TO	Data Element	Description	Field Format	Lth.
64	98	Borrower Middle Name	Middle name or middle initial of student borrower	Char.	35
99	133	Borrower Last Name	Last name of student borrower	Char.	35
134	134	Current for Source Flag	Indicates that the name for the student borrower is considered current by the data provider Valid values are 'Y' for yes and 'N' for no	Char.	1
135	135	Current for NSLDS Flag	Indicates which of the names for the student borrower is the active or current name for that borrower on NSLDS Valid values are 'Y' for yes and 'N' for no	Char.	1
136	143	Borrower DOB	Borrower's year, month and day of birth. Format CCYYMMDD	Date	8
144	300	FILLER	Spaces	Char.	157

*Borrower Demographics Report – Detail Mailing Address Record (10)**Length 300*

Pos FR	Pos TO	Data Element	Description	Field Format	Lth.
1	1	Record Type	'1' – Represents Detail record	Char.	1
2	10	Borrower SSN	Student Borrower's Social Security Number	Char.	9
11	12	Sub Record Type	Identifier of the type of detail record. Value for a Student Borrower's Mail Address detail record: '10'	Char.	2
13	20	Source	Source Code for Borrower's Mail Address Valid values are: School OPEID; GA/ED Servicer Code; 'EXITCNSL' from student completed Exit Counseling session	Char.	8
21	28	Effective Date	Applied Date for Borrower Mail Address	Date	8
29	68	Street Address 1	Line 1 of Borrower's address	Char.	40
69	108	Street Address 2	Line 2 of Borrower's address	Char.	40
109	138	City	City of Borrower's address	Char.	30
139	140	State/Province	State / Province Code of Borrower's address	Char.	2

Pos FR	Pos TO	Data Element	Description	Field Format	Lth.
141	142	Country Code	Country Code of Borrower's address	Char.	2
143	159	Postal Code	Postal Code of Borrower's address	Char.	17
160	160	Good Flag	Good Flag indicates that the source believes the address to be valid Values are 'Y' for yes and 'N' for no, 'E' when data is from Exit Counseling	Char.	1
161	300	Filler	Spaces	Char.	140

*Borrower Demographics Report – Detail Phone Record (15)**Length 300*

Pos FR	Pos TO	Data Element	Description	Field Format	Lth.
1	1	Record Type	'1' – Represents Detail record	Char.	1
2	10	Borrower SSN	Student Borrower's Social Security Number	Char.	9
11	12	Sub Record Type	Identifier of the type of detail record. Value for a Student Borrower Phone detail record: '15'	Char.	2
13	20	Source Code	Source Code for Borrower's Phone Number. Valid values are: School OPEID; GA/ED Servicer Code; 'EXITCNSL' from student completed Exit Counseling session	Char.	8
21	28	Effective Date	Effective Date for Borrower's Phone Number	Date	8
29	40	Phone Number	Phone Number of Borrower	Char.	12
41	43	Country Code	Country Code of Borrower's Phone Number – when the data is from Exit Counseling the field is filled with spaces.	Char.	3
44	44	Phone Type	The borrower's phone numbers by type Valid values are: 'H' - Home, 'C' - Cell, 'W' - Work, 'F' - Fax, 'O' - Other When the data is from Exit Counseling the value is 'N'	Char.	1
45	45	Preferred Flag	Preferred Flag indicates the preferred number reported by the source Values are 'Y' for yes and 'N' for no, '-' when data is from Exit Counseling.	Char.	1

Pos FR	Pos TO	Data Element	Description	Field Format	Lth.
46	300	Filler	Spaces	Char.	255

*Borrower Demographics Report – Detail Email Address Record (20)**Length 300*

Pos FR	Pos TO	Data Element	Description	Field Format	Lth.
1	1	Record Type	'1' – Represents Detail record.	Char.	1
2	10	Borrower SSN	Student Borrower's Social Security Number	Char.	9
11	12	Sub Record Type	Identifier of the type of detail record. Value for a Student Borrower Email Address detail record: '20'	Char.	2
13	20	Source Code	Source Code for Borrower's Email Address Valid values are: School OPEID; GA/ED Servicer Code; 'EXITCNSL' from student completed Exit Counseling session	Char.	8
21	28	Effective Date	Effective Date for Borrower's Email Address	Date	8
29	29	Good Flag	Good Flag – indicates that the source believes the address to be valid Values are 'Y' for yes and 'N' for no, 'E' when data is from Exit Counseling	Char.	1
30	282	Email Address	Email Address for Borrower	Char.	253
283	300	Filler	Spaces	Char.	18

*Borrower Demographics Report – Detail Exit Counseling Record (25)**Length 300*

Pos FR	Pos TO	Data Element	Description	Field Format	Lth.
1	1	Record Type	'1' – Represents Detail record	Char.	1
2	10	Borrower SSN	Student Borrower's Social Security Number	Char.	9
11	12	Sub Record Type	Identifier of the type of detail record. Value for a Student Borrower Exit Counseling reported Employer detail record: '25'	Char.	2

Pos FR	Pos TO	Data Element	Description	Field Format	Lth.
13	20	Source Code	Source Code for Borrower's Employer Information reported in Exit Counseling – value 'EXITCNSL'	Char.	8
21	28	Effective Date	Effective Date for Borrower's Employer Information	Date	8
29	88	Employer Name	Employer Name of Borrower	Char.	60
89	98	Filler	Spaces	Char.	10
99	138	Street Address 1	Line 1 of Borrower's employer address	Char.	40
139	178	Street Address	Line 1 of Borrower's employer address	Char.	40
179	208	City	City of Borrower's employer address	Char.	30
209	210	State / Province Code	State / Province Code of Borrower's employer address	Char.	2
211	212	Country Code	Country Code of Borrower's employer address	Char.	2
213	229	Postal Code	Postal Code of Borrower's employer address	Char.	17
230	241	Phone Number	Phone Number of Borrower's employer address	Char.	12
242	300	Filler	Spaces	Char.	59

*Borrower Demographics Report – Detail Exit Counseling Next of Kin Record (30)**Length 300*

Pos FR	Pos TO	Data Element	Description	Field Format	Lth.
1	1	Record Type	'1' – Represents Detail record	Char.	1
2	10	Borrower SSN	Student Borrower's Social Security Number	Char.	9
11	12	Sub Record Type	Identifier of the type of detail record. Value for Student Borrower Exit Counseling reported Next of Kin detail record: '30'	Char.	2
13	20	Source Code	Source Code for Borrower's Next of Kin Information reported in Exit Counseling – value 'EXITCNSL'	Char.	8

Pos FR	Pos TO	Data Element	Description	Field Format	Lth.
21	28	Effective Date	Effective Date for Borrower's Next of Kin Information	Date	8
29	63	First Name	First Name of Next of Kin	Char.	35
64	98	Last Name	Last Name of Next of Kin	Char.	35
99	138	Street Address 1	Line 1 of Next of Kin's address	Char.	40
139	178	Street Address	Line 2 of Next of Kin's address	Char.	40
179	208	City	City of Next of Kin's address	Char.	30
209	210	State / Province Code	State / Province Code of Next of Kin's address	Char.	2
211	212	Country Code	Country Code of Next of Kin's address	Char.	2
213	229	Postal Code	Postal Code of Next of Kin's address	Char.	17
230	241	Phone Number	Phone Number of Next of Kin	Char.	12
242	300	Filler	Spaces	Char.	59

Borrower Demographics Report – Detail Exit Counseling Reference One Record (35)**Length 300**

Pos FR	Pos TO	Data Element	Description	Field Format	Lth.
1	1	Record Type	'1' – Represents Detail record	Char.	1
2	10	Borrower SSN	Student Borrower's Social Security Number	Char.	9
11	12	Sub Record Type	Identifier of the type of detail record. Value for a Student Borrower reported Exit Counseling Reference 1 detail record: '35'	Char.	2
13	20	Source Code	Source Code for Borrower's Reference Information reported in Exit Counseling – value 'EXITCNLS'	Char.	8
21	28	Effective Date	Effective Date for Borrower's Reference Information	Date	8
29	63	First Name	Reference 1 First Name	Char.	35
64	98	Last Name	Reference 1 Last Name	Char.	35

Pos FR	Pos TO	Data Element	Description	Field Format	Lth.
99	138	Street Address 1	Line 1 of Reference 1 address	Char.	40
139	178	Street Address	Line 2 of Reference 1 address	Char.	40
179	208	City	City of Reference 1 address	Char.	30
209	210	State / Province Code	State / Province Code of Reference 1 address	Char.	2
211	212	Country Code	Country Code of Reference 1 address	Char.	2
213	229	Postal Code	Postal Code of Reference 1 address	Char.	17
230	241	Phone Number	Phone Number of Reference 1 address	Char.	12
242	300	Filler	Spaces	Char.	59

*Borrower Demographics Report – Detail Exit Counseling Reference Two Record (40)**Length 300*

Pos FR	Pos TO	Data Element	Description	Field Format	Lth.
1	1	Record Type	'1' – Represents Detail record	Char.	1
2	10	Borrower SSN	Student Borrower's Social Security Number	Char.	9
11	12	Sub Record Type	Identifier of the type of detail record. Value for a Student Borrower reported Exit Counseling Reference 2 detail record: '40'	Char.	2
13	20	Source Code	Source Code for Reference 2 Information reported in Exit Counseling – value 'EXITCNLS'	Char.	8
21	28	Effective Date	Effective Date for Reference 2 Information	Date	8
29	63	First Name	Reference 2 First Name	Char.	35
64	98	Last Name	Reference 2 Last Name	Char.	35
99	138	Street Address 1	Line 1 of Reference 2 address	Char.	40
139	178	Street Address	Line 2 of Reference 2 address	Char.	40
179	208	City	City of Reference 2 address	Char.	30
209	210	State / Province Code	State / Province Code of Reference 2 address	Char.	2
211	212	Country Code	Country Code of Reference 2 address	Char.	2

Pos FR	Pos TO	Data Element	Description	Field Format	Lth.
213	229	Postal Code	Postal Code of reference 2 address	Char.	17
230	241	Phone Number	Phone Number of Reference 2	Char.	12
242	300	Filler	Spaces	Char.	59

Borrower Demographics Report – Detail PLUS Identifiers Record (45)**Length 300**

Pos FR	Pos TO	Data Element	Description	Field Format	Lth.
1	1	Record Type	'1' – Represents Detail record	Char.	1
2	10	Student SSN	Social Security Number of student recipient of PLUS funds	Char.	9
11	12	Sub Record Type	Identifier of the type of detail record. Value for a Plus Borrower Identifiers detail record:'45'	Char.	2
13	20	Source Code	Source Code for PLUS Borrower Information Valid Values are: School OPEID; GA/ED Servicer Code	Char.	8
21	28	Effective Date	Effective Date for PLUS Borrower name	Date	8
29	63	PLUS Borrower First Name	First name of PLUS borrower	Char.	35
64	98	PLUS Borrower Middle name or middle initial	Middle name or middle initial of PLUS borrower	Char.	35
99	133	PLUS Borrower Last name	Last name of PLUS borrower	Char.	35
134	134	Current for Source Flag	Indicates that the name for the parent borrower is considered current by the data provider	Char.	1
135	135	Current for NSLDS Flag	Indicates which of the names for a PLUS borrower is the active or current name for that borrower on NSLDS	Char.	1
136	300	Filler	Spaces	Char.	165

Borrower Demographics Report – Detail PLUS Mailing Address Record (50)**Length 300**

Pos FR	Pos TO	Data Element	Description	Field Format	Lth.
1	1	Record Type	'1' – Represents Detail record	Char.	1
2	10	Student SSN	Student Social Security Number of student recipient of PLUS funds	Char.	9
11	12	Sub Record Type	Identifier of the type of detail record. Value for a Plus Borrower Mail Address detail record: '50'	Char.	2
13	20	Source Code	Source Code for PLUS Borrower Mail Address Information Valid Values are: School OPEID; GA/ED Servicer Code	Char.	8
21	28	Effective Date	Effective Date for PLUS Borrower Mail Address	Date	8
29	68	Street Address 1	Line 1 of PLUS Borrower's address	Char.	40
69	108	Street Address 2	Line 2 of PLUS Borrower's address	Char.	40
109	138	City	City of PLUS Borrower's address	Char.	30
139	140	State/Province	State / Province Code of PLUS Borrower's address	Char.	2
141	142	Country Code	Country Code of PLUS Borrower's address	Char.	2
143	159	Postal Code	Postal Code of Borrower's address	Char.	17
160	160	Good Flag	Good Flag indicates that the source believes the address to be valid Valid values are 'Y' for yes, or 'N' for no	Char.	1
161	300	Filler	Spaces	Char.	140

Borrower Demographics Report– Detail PLUS Phone Record (55)**Length 300**

Pos FR	Pos TO	Data Element	Description	Field Format	Lth.
1	1	Record Type	'1' – Represents Detail record	Char.	1
2	10	Student SSN	Social Security Number of student recipient of PLUS funds	Char.	9

Pos FR	Pos TO	Data Element	Description	Field Format	Lth.
11	12	Sub Record Type	Identifier of the type of detail record. Value for a Plus Borrower Phone Number detail record: '55'	Char.	2
13	20	Source Code	Source Code for PLUS borrower phone number Valid Values are: School OPEID; GA/ED Servicer Code	Char.	8
21	28	Effective Date	Effective Date for PLUS Borrower's phone number Valid value '00000000' Note: NSLDS does not store the date the borrower's phone number was reported.	Date	8
29	40	Phone Number	Phone Number of PLUS Borrower	Char.	12
41	43	Country Code	Country Code of PLUS Borrower's Phone Number	Char.	3
44	44	Phone Type	The PLUS Borrower's phone numbers type Valid values are 'H' - Home, 'C' - Cell, 'W' - Work, 'F' - Fax, 'O' - Other	Char.	1
45	45	Preferred Flag	Preferred Flag indicates the preferred number reported by the source Valid values are 'Y' for yes and 'N' for no	Char.	1
46	300	Filler	Spaces	Char.	255

*Borrower Demographics – Detail PLUS Email Address Record (60)**Length 300*

Pos FR	Pos TO	Data Element	Description	Field Format	Lth.
1	1	Record Type	'1' – Represents Detail record	Char.	1
2	10	Student SSN	Social Security Number of student recipient of PLUS funds	Char.	9
11	12	Sub Record Type	Identifier of the type of detail record. Value for PLUS Borrower Email Address detail record: '60'	Char.	2

Pos FR	Pos TO	Data Element	Description	Field Format	Lth.
13	20	Source Code	Source Code for PLUS Borrower's Email Address Valid values: School OPEID, GA/ED servicer code	Char.	8
21	28	Effective Date	Effective Date for PLUS Borrower's Email Address	Date	8
29	29	Good Flag	Good Flag – indicates that the source believes the address to be valid	Char.	1
30	282	Email Address	Email Address for PLUS Borrower	Char.	253
283	300	Filler	Spaces	Char.	18

*Borrower Demographics Report – Trailer Record**Length 300*

Pos FR	Pos TO	Data Element	Description	Field Format	Lth.
1	1	Record Type	'9' – Represents Trailer record	Char.	1
2	10	Count of Detail Records	Count of detail records (Record Type '1', all Sub-Record Types) – right-justified with leading zeros	Num.	9
11	300	Filler	Spaces	Char.	290

5.16.2 Comma Delimited / Comma Separated Values File Layout*Borrower Demographics Report – Detail Identifier Record (05)**Length = 300*

Data Element	Description	Field Format
Borrower SSN	Student Borrower's Social Security Number	Char.
Comma	Comma	Char.
Sub Record Type	Identifier of the type of detail record. Value for a Student Borrower Identifiers detail record: '05'	Char.
Comma	Comma	Char.
Source	Source Code for Borrower Name Valid values are: School OPEID; GA/ED servicer code	Char.

Data Element	Description	Field Format
Comma	Comma	Char.
Effective Date	Effective Date for Borrower Name	Date
Comma	Comma	Char.
Borrower First Name	First name of student borrower	Char.
Comma	Comma	Char.
Borrower Middle Name	Middle name or middle initial of student borrower	Char.
Comma	Comma	Char.
Borrower Last Name	Last name of student borrower	Char.
Comma	Comma	Char.
Current for Source Flag	Indicates that the name for the student borrower is considered current by the data provider Valid values are 'Y' for yes and 'N' for no	Char.
Comma	Comma	Char.
Current for NSLDS Flag	Indicates which of the names for the student borrower is the active or current name for that borrower on NSLDS Valid values are 'Y' for yes and 'N' for no	Char.
Comma	Comma	Char.
Borrower DOB	Borrower's year, month and day of birth. Format CCYYMMDD	Date
Comma	Comma	Char.

Borrower Demographics – Detail Mailing Address Record (10)***Length = 300***

Data Element	Description	Field Format
Borrower SSN	Student Borrower's Social Security Number	Char.
Comma	Comma	Char.
Sub Record Type	Identifier of the type of detail record. Value for a Student Borrower's Mail Address detail record: '10'	Char.
Comma	Comma	Char.

Data Element	Description	Field Format
Source	Source Code for Borrower's Mail Address Valid values are: School OPEID; GA/ED Servicer Code; 'EXITCNSL' from student completed Exit Counseling session	Char.
Comma	Comma	Char.
Effective Date	Applied Date for Borrower Mail Address	Date
Comma	Comma	Char.
Street Address 1	Line 1 of Borrower's address	Char.
Comma	Comma	Char.
Street Address 2	Line 2 of Borrower's address	Char.
Comma	Comma	Char.
City	City of Borrower's address	Char.
Comma	Comma	Char.
State/Province	State / Province Code of Borrower's address	Char.
Comma	Comma	Char.
Country Code	Country Code of Borrower's address	Char.
Comma	Comma	Char.
Postal Code	Postal Code of Borrower's address	Char.
Comma	Comma	Char.
Good Flag	Good Flag indicates that the source believes the address to be valid Values are 'Y' for yes and 'N' for no, 'E' when data is from Exit Counseling	Char.
Comma	Comma	Char.

Borrower Demographics – Detail Phone Record (15)**Length = 300**

Data Element	Description	Field Format
Borrower SSN	Student Borrower's Social Security Number	Char.
Comma	Comma	Char.

Data Element	Description	Field Format
Sub Record Type	Identifier of the type of detail record. Value for a Student Borrower Phone detail record: '15'	Char.
Comma	Comma	Char.
Source Code	Source Code for Borrower's Phone Number. Valid values are: School OPEID; GA/ED Servicer Code; 'EXITCNSL' from student completed Exit Counseling session	Char.
Comma	Comma	Char.
Effective Date	Effective Date for Borrower's Phone Number	Date
Comma	Comma	Char.
Phone Number	Phone Number of Borrower	Char.
Comma	Comma	Char.
Country Code	Country Code of Borrower's Phone Number – when the data is from Exit Counseling the field is filled with spaces	Char.
Comma	Comma	Char.
Phone Type	The borrower's phone numbers by type. Valid values are: 'H' - Home, 'C' - Cell, 'W' - Work, 'F' - Fax, 'O' - Other When the data is from Exit Counseling the value is 'N'	Char.
Comma	Comma	Char.
Preferred Flag	Preferred Flag indicates the preferred number reported by the source Values are 'Y' for yes and 'N' for no, '-' when data is from Exit Counseling	Char.
Comma	Comma	Char.

Borrower Demographics – Detail Email Address Record (20)**Length = 300**

Data Element	Description	Field Format
Borrower SSN	Student Borrower's Social Security Number	Char.
Comma	Comma	Char.

Data Element	Description	Field Format
Sub Record Type	Identifier of the type of detail record. Value for a Student Borrower Email Address detail record: '20'	Char.
Comma	Comma	Char.
Source Code	Source Code for Borrower's Email Address Valid values are: School OPEID; GA/ED Servicer Code; 'EXITCNSL' from student completed Exit Counseling session	Char.
Comma	Comma	Char.
Effective Date	Effective Date for Borrower's Email Address	Date
Comma	Comma	Char.
Good Flag	Good Flag – indicates that the source believes the address to be valid Values are 'Y' for yes and 'N' for no, 'E' when data is from Exit Counseling	Char.
Comma	Comma	Char.
Email Address	Email Address for Borrower	Char.
Comma	Comma	Char.

*Borrower Demographics – Detail Exit Counseling Record (25)**Length = 300*

Data Element	Description	Field Format
Borrower SSN	Student Borrower's Social Security Number	Char.
Comma	Comma	Char.
Sub Record Type	Identifier of the type of detail record. Value for a Student Borrower Exit Counseling reported Employer detail record: '25'	Char.
Comma	Comma	Char.
Source Code	Source Code for Borrower's Employer Information reported in Exit Counseling – value 'EXITCNSL'	Char.
Comma	Comma	Char.
Effective Date	Effective Date for Borrower's Employer Information	Date
Comma	Comma	Char.

Data Element	Description	Field Format
Employer Name	Employer Name of Borrower	Char.
Comma	Comma	Char.
Street Address 1	Line 1 of Borrower's employer address	Char.
Comma	Comma	Char.
Street Address 2	Line 2 of Borrower's employer address	Char.
Comma	Comma	Char.
City	City of Borrower's employer address	Char.
Comma	Comma	Char.
State / Province Code	State / Province Code of Borrower's employer address	Char.
Comma	Comma	Char.
Country Code	Country Code of Borrower's employer address	Char.
Comma	Comma	Char.
Postal Code	Postal Code of Borrower's employer address	Char.
Comma	Comma	Char.
Phone Number	Phone Number of Borrower's employer address	Char.
Comma	Comma	Char.

*Borrower Demographics – Detail Exit Counseling Next of Kin Record (30)**Length 300*

Data Element	Description	Field Format
Borrower SSN	Student Borrower's Social Security Number	Char.
Comma	Comma	Char.
Sub Record Type	Identifier of the type of detail record. Value for Student Borrower Exit Counseling reported Next of Kin detail record: '30'	Char.
Comma	Comma	Char.
Source Code	Source Code for Borrower's Next of Kin Information reported in Exit Counseling – value 'EXITCNSL'	Char.

Data Element	Description	Field Format
Comma	Comma	Char.
Effective Date	Effective Date for Borrower's Next of Kin Information	Date
Comma	Comma	Char.
First Name	First Name of Next of Kin	Char.
Comma	Comma	Char.
Last Name	Last Name of Next of Kin	Char.
Comma	Comma	Char.
Street Address 1	Line 1 of Next of Kin's address	Char.
Comma	Comma	Char.
Street Address 2	Line 2 of Next of Kin's address	Char.
Comma	Comma	Char.
City	City of Next of Kin's address	Char.
Comma	Comma	Char.
State / Province Code	State / Province Code of Next of Kin's address	Char.
Comma	Comma	Char.
Country Code	Country Code of Next of Kin's address	Char.
Comma	Comma	Char.
Postal Code	Postal Code of Next of Kin's address	Char.
Comma	Comma	Char.
Phone Number	Phone Number of Next of Kin	Char.
Comma	Comma	Char.

*Borrower Demographic – Detail Exit Counseling Reference One (35)**Length 300*

Data Element	Description	Field Format
Borrower SSN	Student Borrower's Social Security Number	Char.
Comma	Comma	Char.

Data Element	Description	Field Format
Sub Record Type	Identifier of the type of detail record. Value for a Student Borrower reported Exit Counseling Reference 1 detail record: '35'	Char.
Comma	Comma	Char.
Source Code	Source Code for Borrower's Reference Information reported in Exit Counseling – value 'EXITCNSL'	Char.
Comma	Comma	Char.
Effective Date	Effective Date for Borrower's Reference Information	Date
Comma	Comma	Char.
First Name	Reference 1 First Name	Char.
Comma	Comma	Char.
Last Name	Reference 1 Last Name	Char.
Comma	Comma	Char.
Street Address 1	Line 1 of Reference 1 address	Char.
Comma	Comma	Char.
Street Address 2	Line 2 of Reference 1 address	Char.
Comma	Comma	Char.
City	City of Reference 1 address	Char.
Comma	Comma	Char.
State / Province Code	State / Province Code of Reference 1 address	Char.
Comma	Comma	Char.
Country Code	Country Code of Reference 1 address	Char.
Comma	Comma	Char.
Postal Code	Postal Code of Reference 1 address	Char.
Comma	Comma	Char.
Phone Number	Phone Number of Reference 1 address	Char.
Comma	Comma	Char.

*Borrower Demographics – Detail Exit Counseling Reference Two Record (40)**Length 300*

Data Element	Description	Field Format
Borrower SSN	Student Borrower's Social Security Number	Char.
Comma	Comma	Char.
Sub Record Type	Identifier of the type of detail record. Value for a Student Borrower reported Exit Counseling Reference 2 detail record: '40'	Char.
Comma	Comma	Char.
Source Code	Source Code for Reference 2 Information reported in Exit Counseling – value 'EXITCNSL'	Char.
Comma	Comma	Char.
Effective Date	Effective Date for Reference 2 Information	Date
Comma	Comma	Char.
First Name	Reference 2 First Name	Char.
Comma	Comma	Char.
Last Name	Reference 2 Last Name	Char.
Comma	Comma	Char.
Street Address 1	Line 1 of Reference 2 address	Char.
Comma	Comma	Char.
Street Address 2	Line 2 of Reference 2 address	Char.
Comma	Comma	Char.
City	City of Reference 2 address	Char.
Comma	Comma	Char.
State / Province Code	State / Province Code of Reference 2 address	Char.
Comma	Comma	Char.
Country Code	Country Code of Reference 2 address	Char.
Comma	Comma	Char.
Postal Code	Postal Code of reference 2 address	Char.

Data Element	Description	Field Format
Comma	Comma	Char.
Phone Number	Phone Number of Reference 2	Char.
Comma	Comma	Char.

*Borrower Demographics – Detail PLUS Identifiers Record (45)**Length 300*

Data Element	Description	Field Format
Student SSN	Social Security Number of student recipient of PLUS funds	Char.
Comma	Comma	Char.
Sub Record Type	Identifier of the type of detail record. Value for a Plus Borrower Identifiers detail record: '45'	Char.
Comma	Comma	Char.
Source Code	Source Code for PLUS Borrower Information Valid Values are: School OPEID; GA/ED Servicer Code	Char.
Comma	Comma	Char.
Effective Date	Effective Date for PLUS Borrower name	Date
Comma	Comma	Char.
PLUS Borrower First Name	First name of PLUS borrower	Char.
Comma	Comma	Char.
PLUS Borrower Middle name or middle initial	Middle name or middle initial of PLUS borrower	Char.
Comma	Comma	Char.
PLUS Borrower Last name	Last name of PLUS borrower	Char.
Comma	Comma	Char.
Current for Source Flag	Indicates that the name for the parent borrower is considered current by the data provider	Char.
Comma	Comma	Char.

Data Element	Description	Field Format
Current for NSLDS Flag	Indicates which of the names for a PLUS borrower is the active or current name for that borrower on NSLDS	Char.
Comma	Comma	Char.

*Borrower Demographics – Detail PLUS Mail Address Record (50)**Length 300*

Data Element	Description	Field Format
Student SSN	Student Social Security Number of student recipient of PLUS funds	Char.
Comma	Comma	Char.
Sub Record Type	Identifier of the type of detail record. Value for a Plus Borrower Mail Address detail record: '50'	Char.
Comma	Comma	Char.
Source Code	Source Code for PLUS Borrower Mail Address Information Valid Values are: School OPEID; GA/ED Servicer Code	Char.
Comma	Comma	Char.
Effective Date	Effective Date for PLUS Borrower Mail Address	Date
Comma	Comma	Char.
Street Address 1	Line 1 of PLUS Borrower's address	Char.
Comma	Comma	Char.
Street Address 2	Line 2 of PLUS Borrower's address	Char.
Comma	Comma	Char.
City	City of PLUS Borrower's address	Char.
Comma	Comma	Char.
State/Province	State / Province Code of PLUS Borrower's address	Char.
Comma	Comma	Char.
Country Code	Country Code of PLUS Borrower's address	Char.
Comma	Comma	Char.
Postal Code	Postal Code of Borrower's address	Char.

Data Element	Description	Field Format
Comma	Comma	Char.
Good Flag	Good Flag indicates that the source believes the address to be valid Valid values are 'Y' for yes, or 'N' for no	Char.
Comma	Comma	Char.

Borrower Demographics – Detail PLUS Phone Record (55)**Length 300**

Data Element	Description	Field Format
Student SSN	Social Security Number of student recipient of PLUS funds	Char.
Comma	Comma	Char.
Sub Record Type	Identifier of the type of detail record. Value for a Plus Borrower Phone Number detail record: '55'	Char.
Comma	Comma	Char.
Source Code	Source Code for PLUS borrower phone number Valid Values are: School OPEID; GA/ED Servicer Code	Char.
Comma	Comma	Char.
Effective Date	Effective Date for PLUS Borrower's phone number Valid value '00000000' Note: NSLDS does not store the date the borrower's phone number was reported.	Date
Comma	Comma	Char.
Phone Number	Phone Number of PLUS Borrower	Char.
Comma	Comma	Char.
Country Code	Country Code of PLUS Borrower's Phone Number	Char.
Comma	Comma	Char.
Phone Type	The PLUS Borrower's phone numbers type Valid values are 'H' - Home, 'C' - Cell, 'W' - Work, 'F' - Fax, 'O' - Other	Char.
Comma	Comma	Char.

Data Element	Description	Field Format
Preferred Flag	Preferred Flag indicates the preferred number reported by the source Valid values are 'Y' for yes and 'N' for no	Char.
Comma	Comma	Char.

*Borrower Demographics – Detail PLUS Email Address Record (60)**Length 300*

Data Element	Description	Field Format
Student SSN	Social Security Number of student recipient of PLUS funds	Char.
Comma	Comma	Char.
Sub Record Type	Identifier of the type of detail record. Value for PLUS Borrower Email Address detail record: '60'	Char.
Comma	Comma	Char.
Source Code	Source Code for PLUS Borrower's Email Address Valid values: School OPEID, GA/ED servicer code	Char.
Comma	Comma	Char.
Effective Date	Effective Date for PLUS Borrower's Email Address	Date
Comma	Comma	Char.
Good Flag	Good Flag – indicates that the source believes the address to be valid	Char.
Comma	Comma	Char.
Email Address	Email Address for PLUS Borrower	Char.
Comma	Comma	Char.

5.17 Enrollment Reporting Statistics Backup Detail Report – SCHCB1

The *Enrollment Reporting Statistics Backup Detail Report* is an extract that lists students included in calculations for the current Enrollment Reporting Statistics. Each student on the report was included in the denominator of the Percent Certified with Program Enrollment calculation, and the report identifies students who were included in that calculation's numerator, meaning that they were successfully certified with program enrollment during the evaluation period. The report also identifies students who were included in the numerator due to ED-approved exceptions.

Report ID	Format	Extract Type	Delivery Method	Report Frequency	Message Class	NSLDS Sending Mailbox
SCHCB1	Extract	Fixed-Width	SAIG	Ad Hoc	ERSBFWOP	TG50012
SCHCB1	Extract	Comma Delimited/Comma Separated Values	SAIG	Ad Hoc	ERSBCDOP	TG50012

5.17.1 Fixed-Width File Layout

ER Statistics Backup Detail Report Header Record Layout

Length = 150

Pos FR	Pos TO	Data Element	Description	Field Format	Lth
1	1	Record Type	Indicator used to identify the header record. Value: '0'.	Char.	1
2	36	Report Description	Value: 'ER STATISTICS BACKUP DETAIL'.	Char.	35
37	42	Report ID	Identifier of report. Value: 'SCHCB1'.	Char.	6
43	50	Requesting User	FSA User ID of the user making the request.	Char.	8
51	58	Request Date	The request date of the report. Format: CCYYMMDD.	Date	8
59	64	Requested School Code	The six-digit OPEID, as assigned by the Office of Postsecondary Education, for the school requesting the report.	Char.	6

Pos FR	Pos TO	Data Element	Description	Field Format	Lth
65	72	Requested School Location Code	The eight-digit OPEID ¹ of the requested school location. If all school locations are requested, displays as '*'.	Char.	8
73	73	Extract Type	Format of the extract file. Valid values: 'S' – Standard (fixed-width) 'C' – Comma Delimited (CSV)	Char.	1
74	74	Sort by	Sort sequence. Valid values: '1' – SSN '2' – Last/First Name	Char	1
75	82	Start Date	Identifies the begin date for the evaluation period associated with the report. Format: CCYYMMDD.	Date	8
83	90	Evaluation Date	Identifies the date on which the period under evaluation ended and the evaluation itself was performed. Format: CCYYMMDD.	Date	8
91	150	Filler	Filler	Char.	60

ER Statistics Backup Detail Report Detail Record Layout

Length = 150

Pos FR	Pos TO	Data Element	Description	Field Format	Lth
1	1	Record Type	Indicator used to identify the detail record. Value: '1'.	Char.	1
2	7	School Code	The six-digit OPEID, as assigned by the Office of Postsecondary Education, associated with the portfolio being evaluated.	Char.	6
8	15	School Location Code	The eight-digit OPEID of associated with the portfolio being evaluated.	Char.	8
16	24	Student Current SSN	Student's current Social Security Number.	Char.	9
25	59	Student Last Name	Student's current last name.	Char.	35
60	94	Student First Name	Student's current first name.	Char.	35
95	129	Student Middle Name	Student's current middle name.	Char.	35
130	137	Student Date of Birth	Student's Date of Birth. Format: CCYYMMDD.	Date	8

Pos FR	Pos TO	Data Element	Description	Field Format	Lth
138	138	Student Certified with Program Enrollment Indicator	Indicates whether or not the student was certified at least once with program enrollment between the Start Date and the Evaluation Date. Valid Values: ‘Y’ – Yes ‘ ’ – No	Char.	1
139	139	Numerator Exception Indicator	Indicates whether or not the student was flagged as a ‘Student Certified with Program Enrollment’ based on an ED-approved exception. Valid Values: ‘Y’ – Yes ‘ ’ – No	Char.	1
140	150	Filler	Filler - spaces.	Char.	11

*ER Statistics Backup Detail Report Trailer Record Layout**Length = 150*

Pos FR	Pos TO	Data Element	Description	Field Format	Lth
1	1	Record Type	Indicator used to identify the trailer record. Value: ‘9’.	Char.	1
2	10	Detail Record Count	Number of detail records.	Num.	9
11	140	Filler	Filler	Char.	140

5.17.2 Comma Delimited / Comma Separated Values File Layout

*ER Statistics Backup Detail Report Header Record Layout**Length = 150*

Data Element	Description	Field Format
Record Type	Indicator used to identify the header record. Value: ‘0’.	Char.
Comma	Comma	Char.
Report Description	Value: ‘ER STATISTICS BACKUP DETAIL’.	Char.
Comma	Comma	Char.
Report ID	Identifier of report. Value: ‘SCHCB1’.	Char.

Data Element	Description	Field Format
Comma	Comma	Char.
Requesting User	FSA User ID of the user making the request.	
Comma	Comma	Char.
Request Date	The request date of the report. Format: CCYYMMDD.	Date
Comma	Comma	Char.
Requested School Code	The six-digit OPEID, as assigned by the Office of Postsecondary Education, for the school requesting the report.	Char.
Comma	Comma	Char.
Requested School Location Code	The eight-digit OPEID ¹ of the requested school location. If all school locations are requested, displays as '*'. *	Char.
Comma	Comma	Char.
Extract Type	Format of the extract file. Valid values: 'S' – Standard (fixed-width) 'C' – Comma Separated Values (CSV)	Char.
Comma	Comma	Char.
Sort by	Sort sequence. Valid values: '1' – SSN '2' – Last/First Name	Char
Comma	Comma	Char.
Start Date	Identifies the begin date for the evaluation period associated with the report. Format: CCYYMMDD.	Date
Comma	Comma	Char.
Evaluation Date	Identifies the date on which the period under evaluation ended and the evaluation itself was performed. Format: CCYYMMDD.	Date

ER Statistics Backup Detail Report Detail Record Layout

Length = 150

Data Element	Description	Field Format
Record Type	Indicator used to identify the detail record. Value: '1'.	Char.
Comma	Comma	Char.
School Code	The six-digit OPEID, as assigned by the Office of Postsecondary Education, associated with the portfolio being evaluated.	Char.
Comma	Comma	Char.
School Location Code	The eight-digit OPEID of associated with the portfolio being evaluated.	Char.
Comma	Comma	Char.
Student Current SSN	Student's current Social Security Number.	Char.
Comma	Comma	Char.
Student Last Name	Student's current last name.	Char.
Comma	Comma	Char.
Student First Name	Student's current first name.	Char.
Comma	Comma	Char.
Student Middle Name	Student's current middle name.	Char.
Comma	Comma	Char.
Student Date of Birth	Student's Date of Birth; format is CCYYMMDD.	Date
Comma	Comma	Char.
Student Certified with Program Enrollment Indicator	Indicates whether or not the student was certified at least once with program enrollment between the Start Date and the Evaluation Date. Valid Values: 'Y' – Yes ' ' – No	Char.
Comma	Comma	Char.

Data Element	Description	Field Format
Numerator Exception Indicator	Indicates whether or not the student was flagged as a 'Student Certified with Program Enrollment' based on an ED-approved exception. Valid Values: 'Y' – Yes ' ' – No	Char.

*ER Statistics Backup Detail Report Trailer Record Layout**Length = 150*

Data Element	Description	Field Format
Record Type	Indicator used to identify the trailer record. Value must be 9	Char.
Comma	Comma	Char.
Detail Record Count	Number of detail records.	Num.

5.18 School Change of Affiliation for CDR Report – SCHCD1

The *School Change of Affiliation for CDR Report* provides school users with contact and loan information for all borrowers which may impact the school's Cohort Default Rate as a result of a change of affiliation.

Report ID	Format	Extract Type	Delivery Method	Report Frequency	Message Class	NSLDS Sending Mailbox
SCHCD1	Extract	Fixed-Width	SAIG	Ad Hoc	COARFWOP	TG50012
SCHCD1	Extract	Comma Delimited/Comma Separated Values	SAIG	Ad Hoc	COARCDOP	TG50012

5.18.1 Fixed-Width File Layout

School COA for CDR Report Header Record

Length 700

Pos FR	Pos TO	Data Element	Description	Field Format	Lth
1	1	Record Type	Indicator used to identify the header record, Value: '0'.	Char.	1
2	36	Header Title	Value: 'School COA for CDR Report'.	Char.	35
37	42	Report ID	Identifier of report. Value: 'SCHCD1'.	Char.	6
43	50	Report Date	The date the report was created. Format: CCYYMMDD.	Date	8
51	56	Report Time	The time the report was created. Format: HHMMSS.	Time	6
57	62	Requested School Code	The six-digit OPEID, as assigned by the Office of Postsecondary Education for the school requesting the report.	Char.	6
63	70	Requested School Branch Code	The eight-digit OPEID ¹ of the requested school location. If all school locations are requested, displays as '**'.	Char.	8
71	78	Requested Repay Begin Date	The beginning date requested for date entered repayment range. Format: CCYYMMDD.	Date	8

Pos FR	Pos TO	Data Element	Description	Field Format	Lth
79	86	Requested Repay End Date	The end date requested for date entered repayment. Format: CCYYMMDD.	Date	8
87	106	Selected Loan Status Category	Valid Values: - All - Open - Closed - Defaulted - Payment Suspended (deferment or forbearance) - In-School - In-Repayment - Open Disability - Un-reinsured	Char.	20
107	111	Selected Loan Program Type	Valid values: - 'FFEL' – FFELP loans only - 'DL' – Direct Loans only - 'BOTH' – FFELP and Direct Loans	Char.	5
112	112	Extract Type	Format of the extract file. Valid Values: - 'S' –Standard (fixed-width) - 'C' – Comma Delimited	Char.	1
113	132	Sort By	Sort Sequence. Valid values: - SSN - Last/First Name	Char.	20
133	700	Filler	Filler	Char.	568

*School COA for CDR Report Detail Record**Length = 700*

Pos FR	Pos TO	Data Element	Description	Field Format	Lth
1	1	Record Type	Indicator used to identify the detail record. Value '1'.	Char.	1
2	7	School Code	The six-digit OPEID, as assigned by the Office of Postsecondary Education for the school being requested.	Char.	6
8	15	School Branch Code	The eight-digit location that the loan is currently associated with.	Char.	8
16	24	Borrower SSN	Borrower Social Security Number.	Char.	9
25	32	Borrower DOB	Borrower Date of Birth. Format CCYYMMDD.	Date	8

Pos FR	Pos TO	Data Element	Description	Field Format	Lth
33	67	Borrower Last Name	Borrower Last Name.	Char.	35
68	102	Borrower First Name	Borrower First Name.	Char.	35
103	137	Borrower Middle Name	Borrower Middle Name.	Char.	35
138	145	Address Source Code	The GA code or school OPEID for the entity which reported the address to NSLDS.	Char.	8
146	185	Address Line 1	Street Address Line 1.	Char.	40
186	225	Address Line 2	Street Address Line 2.	Char.	40
226	255	City	Current City.	Char.	30
256	257	State	State Abbreviation.	Char.	2
258	274	Zip Code	Postal Code.	Char.	17
275	317	Country	Country.	Char.	43
318	328	Home Phone	Borrower's residence phone.	Char.	11
329	339	Business Phone	Borrower's business phone.	Char.	11
340	350	Cell Phone	Borrower's cell phone.	Char.	11
351	541	Email	Borrower's e-mail address.	Char.	191
542	547	Original School Code	The six-digit OPEID as assigned by the Office of Postsecondary Education for the original school at which the student was enrolled, or accepted for enrollment, when the loan was made.	Char.	6
548	555	Original School Branch Code	The eight-digit OPEID as assigned by the Office of Postsecondary Education for the school location at which the student was enrolled, or accepted for enrollment, when the loan was made.	Char.	8
556	563	Loan Date	The date when a Direct Loan was originally disbursed, or date when an FFELP loan was originally guaranteed. Format: CCYYMMDD.	Date	8
564	565	Loan Type	Type of loan.	Char.	2
566	571	Loan Amount	Loan amount.	Num.	6

Pos FR	Pos TO	Data Element	Description	Field Format	Lth
572	573	Loan Status Code	The status of the borrower's loan.	Char.	2
574	581	Loan Status Code Date	The effective date of the loan status code. Format: CCYYMMDD.	Date	8
582	589	Maturity Date	The Loan Maturity Date/Date Entered Repayment. Format: CCYYMMDD.	Date	8
590	595	Current Lender Code	Code for Current Federal Family Education Loan Program lender (This field will only be populated by FFELP loan types). Note: For Federally serviced loans, this field will be populated with one of the six-character Lender Codes assigned to the Department's FFELP portfolio. For FFELP loans not serviced by the Department, this field will be populated with a six-character FFELP Lender Code indicating the current FFELP lender. See the Org Tab on the NSLDS Professional Access website to search for individual Lender Codes.	Char.	6
596	601	Current Lender Servicer/Federal Servicer	Current lender servicer or current federal servicer.	Char.	6
602	604	Current Guarantor/Federal Servicer	Guaranty Agency that guaranteed the loan or Federal Servicer that services the loan.	Char.	3
605	607	Days Delinquent	The number of days the borrower is delinquent.	Num.	3
608	615	Delinquent Date	The date borrower became delinquent. Format: CCYYMMDD.	Date	8
616	623	Date of Default	The date that a default claim was paid on an FFEL Program loan or the day of default, for cohort default rate purposes. For Direct Loan Program loans, the day certain Direct Loan Program loans are considered in default, for cohort default rate purposes. Format: CCYYMMDD.	Date	8
624	700	Filler	Filler	Char.	77

School COA for CDR Report Trailer Record

Length = 700

Pos FR	Pos TO	Data Element	Description	Field Format	Lth
1	1	Record Type	Indicator used to identify the trailer record. Value: '9'.	Char.	1
2	10	Count of Detail Records	Number of detail records.	Char.	9
11	700	Filler	Filler	Char.	690

5.18.2 Comma Delimited / Comma Separated Values File Layout

School COA for CDR Report Header Record

Data Element	Description	Field Format
Record Type	Indicator used to identify the header record, Value: '0'.	Char.
Comma	Comma	Char.
Header Title	Value: 'SCHOOL COA FOR CDR REPORT'.	Char.
Comma	Comma	Char.
Report ID	Identifier of report. Value: 'SCHCD1'.	Char.
Comma	Comma	Char.
Report Date	The date the report was created. Date the report was created. Format: CCYYMMDD.	Date
Comma	Comma	Char.
Report Time	The time the report was created. Format: HHMMSS.	Time
Comma	Comma	Char.
Requested School Code	The six-digit OPEID, as assigned by the Office of Postsecondary Education for the school requesting the report.	Char.
Comma	Comma	Char.
Requested School Branch Code	The eight-digit OPEID ¹ of the requested school location. If all school locations are requested, displays as '*'. ¹	Char.
Comma	Comma	Char.
Requested Repayment Being Date	The beginning date requested for date entered repayment range. Format: CCYYMMDD.	Date

Data Element	Description	Field Format
Comma	Comma	Char.
Requested Repayment End Date	The end date requested for date entered repayment. Format: CCYYMMDD.	Date
Comma	Comma	Char.
Selected Loan Status Category	User selected Loan Status Category. Valid Values: - All - Open - Closed - Defaulted - Payment Suspended (deferment or forbearance) - In-School - In-Repayment - Open Disability - Un-reinsured	Char.
Comma	Comma	Char.
Selected Loan Program Type	User selected Loan Program Type. Valid values: - 'FFEL' – FFELP loans only - 'DL' – Direct Loans only - 'BOTH' – FFELP and Direct Loans	Char.
Comma	Comma	Char.
Extract Type	User selected format of the extract file. Valid Values: - 'S' – Standard (fixed-width) - 'C' – Comma Delimited	Char.
Comma	Comma	Char.
Sort By	User selected sort sequence. Valid values: - SSN - Last/First Name	Char.
Comma	Comma	Char.
Filler	Filler	Char.

School COA for CDR Report Detail Record

Data Element	Description	Field Format
Record Type	Indicator used to identify the detail record. Value '1'.	Char.
Comma	Comma	Char.
School Code	The six-digit OPEID, as assigned by the Office of Postsecondary Education for the school being requested.	Char.
Comma	Comma	Char.
School Branch Code	The eight-digit location that the loan is currently associated with.	Char.
Comma	Comma	Char.
Borrower SSN	Borrower Social Security Number.	Char.
Comma	Comma	Char.
Borrower DOB	Borrower Date of Birth. Format CCYYMMDD.	Date
Comma	Comma	Char.
Borrower Last Name	Borrower Last Name.	Char.
Comma	Comma	Char.
Borrower First Name	Borrower First Name.	Char.
Comma	Comma	Char.
Borrower Middle Name	Borrower Middle Name.	Char.
Comma	Comma	Char.
Address Source Code	The GA code or school OPEID for the entity which reported the address to NSLDS.	Char.
Comma	Comma	Char.
Address Line 1	Borrower Street Address Line 1.	Char.
Comma	Comma	Char.
Address Line 2	Borrower Street Address Line 2.	Char.
Comma	Comma	Char.
City	Borrower Current City	Char.

Data Element	Description	Field Format
Comma	Comma	Char.
State	Borrower State Abbreviation	Char.
Comma	Comma	Char.
Zip Code	Borrower Postal Code	Char.
Comma	Comma	Char.
Country	Borrower Country	Char.
Comma	Comma	Char.
Home Phone	Borrower's residence phone	Char.
Comma	Comma	Char.
Business Phone	Borrower's business phone	Char.
Comma	Comma	Char.
Cell Phone	Borrower's cell phone	Char.
Comma	Comma	Char.
Email	Borrower's e-mail address	Char.
Comma	Comma	Char.
Original School Code	The six-digit OPEID as assigned by the Office of Postsecondary Education for the original school at which the student was enrolled, or accepted for enrollment, when the loan was made.	Char.
Comma	Comma	Char.
Original School Branch Code	The eight-digit OPEID as assigned by the Office of Postsecondary Education for the school location at which the student was enrolled, or accepted for enrollment, when the loan was made.	Char.
Comma	Comma	Char.
Loan Date	The date when a Direct Loan was originally disbursed, or date when an FFELP loan was originally guaranteed. Format: CCYYMMDD.	Date
Comma	Comma	Char.
Loan Type	Type of loan.	Char.

Data Element	Description	Field Format
Comma	Comma	Char.
Loan Amount	Loan amount.	Num.
Comma	Comma	Char.
Loan Status Code	The status of the borrower's loan.	Char.
Comma	Comma	Char.
Loan Status Code Date	The effective date of the loan status code. Format: CCYYMMDD.	Date
Comma	Comma	Char.
Maturity Date	The Loan Maturity Date/Date Entered Repayment. Format: CCYYMMDD.	Date
Comma	Comma	Char.
Current Lender Code	Code for Current Federal Family Education Loan Program lender (This field will only be populated by FFELP loan types). Note: For Federally serviced loans, this field will be populated with one of the six-character Lender Codes assigned to the Department's FFELP portfolio. For FFELP loans not serviced by the Department, this field will be populated with a six-character FFELP Lender Code indicating the current FFELP lender. See the Org Tab on the NSLDS Professional Access website to search for individual Lender Codes.	Char.
Comma	Comma	Char.
Current Lender Servicer/Federal Servicer	Current lender servicer or current federal servicer.	Char.
Comma	Comma	Char.
Current Guarantor/Federal Servicer	Guaranty Agency that guaranteed the loan or Federal Servicer that services the loan.	Char.
Comma	Comma	Char.
Days Delinquent	The number of days the borrower is delinquent.	Num.
Comma	Comma	Char.

Data Element	Description	Field Format
Delinquent Date	The date borrower became delinquent. Format CCYYMMDD.	Date
Comma	Comma	Char.
Date of Default	The date that a default claim was paid on an FFEL Program loan or the day of default, for cohort default rate purposes. For Direct Loan Program loans, the day certain Direct Loan Program loans are considered in default, for cohort default rate purposes. Format: CCYYMMDD.	Date
Comma	Comma	Char.
Filler	Filler	Char.

School COA for CDR Report Trailer Record

Data Element	Description	Field Format
Record Type	Indicator used to identify the trailer record. Value: '9'.	Char.
Comma	Comma	Char.
Count of Detail Records	Number of detail records.	Char.
Comma	Comma	Char.
Filler	Filler	Char.

5.19 School Cohort Default Rate History Report – SCHCDR

The *School Cohort Default Rate History Report* generates the loan records that make up the requested Cohort Default rate. The page displays, in the Cohort Default Rate History List table, the calculated rates by fiscal year, rate type, numerator, denominator, rate, and process date of the calculation. By selecting the box beside the calculated rate, the school can retrieve the loan record details for that calculation.

Note: The Cohort Default Rates listed may not reflect changes that have resulted from the Cohort Default rate challenge/adjustment/appeal processes. Only 2013 and later are available for request

Report ID	Format	Extract Type	Delivery Method	Report Frequency	Message Class	NSLDS Sending Mailbox
SCHCDR	Extract	Fixed-Width	SAIG	Ad Hoc	SHNOTEOP	TG53161
SCHCDR	Extract	Comma Delimited/Comma Separated Values	SAIG	Ad Hoc	CDRCVOP	TG53161
SCHCDR	PDF			Ad Hoc		

5.19.1 Fixed-Width File Layout

School Cohort Default Rate History Report Header Record

Length = 375

Pos FR	Pos TO	Data Element	Description	Field Format	Lth
1	20	Filler	Filler – spaces.	Char.	20
21	21	Record Type	Indicator used to identify the header record. Value must be 1 (one).	Num.	1
22	29	Organization ID Number	The eight-digit code used to identify the school LRDR.	Num.	8
30	143	Filler	Filler – spaces.	Char.	114
144	203	Organization Name	School's name.	Char.	60
204	253	Address	School's address.	Char.	50
254	273	City	School's city.	Char.	20
274	275	State	School's state.	Char.	2

Pos FR	Pos TO	Data Element	Description	Field Format	Lth
276	295	Country	School's country.	Char.	20
296	304	Zip Code	School's Zip Code.	Num.	9
305	312	Request Date	Identifies the request date of the LRDR report; format is CCYYMMDD.	Date	8
313	320	Rate Calculation Date	Identifies the date the rate was calculated; format is CCYYMMDD.	Date	8
321	324	Cohort Year	Identifies the cohort period associated with the report; format is CCYY.	Date	4
325	331	Filler	Filler – spaces.	Char.	7
332	332	Rate Type	Identifies the cohort calculation; 2 or 3 Year. Valid values include: A = 2-Year Official D = 2-Year Draft E = 3-Year Official F = 3-Year Draft L = 3-Year Trial	Char.	1
333	333	Rate Sub-Type	Identifies what type of rate was calculated for the institution. Valid values include: A – Actual B – Average, S – Substituted, or P – Lead School Combo	Char.	1
334	375	Filler	Filler – spaces.	Num.	42

*School Cohort Default Rate History Report Detail Record**Length = 375*

Pos FR	Pos TO	Data Element	Description	Field Format	Lth
1	20	Filler	Filler – spaces.	Char.	20
21	21	Record Type	Indicator used to identify the detail record. Value must be 2 (two).	Char.	1
22	29	School Code	An eight-digit code used to identify the school LRDR request.	Char.	8
30	38	SSN	Title IV recipient's or beneficiary's Social Security Number.	Char.	9
39	39	Default Rate Usage Code	Identifies how the loan is counted in the school's cohort default rate calculation.	Char.	1
40	56	Loan Identifier	Identifies the particular loan included in the cohort default rate calculation.	Num.	17
57	91	Current Last Name	Title IV recipient's or beneficiary's current last name.	Char.	35

Pos FR	Pos TO	Data Element	Description	Field Format	Lth
92	126	Current First Name	Title IV recipient's or beneficiary's current first name.	Char.	35
127	161	Student Middle Name	Title IV recipient's or beneficiary's middle name.	Char.	35
162	169	Student Date of Birth	Title IV recipient's or beneficiary's date of birth.	Num.	8
170	177	Original School Code	ED OPE code for school that certified/originated the loan for the borrower.	Char.	8
178	178	Original School Code History Indicator	Identifies if there were one or more prior original school codes.	Char.	1
179	186	Begin Class Date	The date classes were scheduled to begin for the loan period covered by the loan.	Num.	8
187	194	End Class Date	The date classes were scheduled to end for the loan period covered by the loan.	Num.	8
195	195	Academic Level	Student's academic or grade level in school at the beginning of the specific period covered by the loan.	Char.	1
196	201	Original Lender Code	Code for entity that provided the loan to the student; identifies the originating holder of the loan.	Char.	6
202	207	Current Lender Code	Current lender code.	Char.	6
208	213	Current Lender Servicer/Federal Servicer	Current lender servicer or current federal servicer.	Num.	6
214	215	Loan Type	The type of loan.	Char.	2
216	217	Loan Status Code	The status of the borrower's loan.	Char.	2
218	225	Loan Status Code Date	Effective date of the loan status code.	Num.	8
226	233	Repay Date	Date loan entered repayment.	Num.	8
234	239	Amount	Full amount of the loan.	Num.	6
240	242	Code for Guarantor/Federal Servicer	Guaranty agency that guaranteed the loan or Federal Servicer that services the loan.	Char.	3
243	250	Loan Date	Date that the guaranty agency guaranteed a FFEL Program loan or the first date of disbursement for a Direct Loan Program loan.	Num.	8
251	258	Date of Default	Date that a default claim was paid on an FFEL Program loan or the day of default, for cohort default rate purposes. For Direct Loan Program loans, the day certain Direct Loan Program loans are considered in default, for cohort default rate purposes.	Num.	8

Pos FR	Pos TO	Data Element	Description	Field Format	Lth
259	260	Claim Reason Code	Identifies the reason a claim was paid on an FFEL Program loan or if a Direct Loan Program has defaulted or, for some Direct Loan Program loans, if the loan entered into an income contingent repayment plan that resulted in negative amortization.	Char.	2
261	261	Consolidation Indicator	Indicator for consolidation and underlying loans. (Consolidation Loan = "1" and Underlying Loan(s) = "2".) Used with Loan Identifier and Consolidation Loan Identifier to relate consolidation loans and their underlying loans.	Num.	1
262	278	Consolidation Loan Identifier	For an underlying loan, identifies the consolidation loan which it underlies.	Num.	17
279	279	Enrollment Code	Student's enrollment status at the time the cohort default rate was calculated.	Char.	1
280	287	Enrollment Code Date	Effective date of the Enrollment Status Code. If no data is available, the guaranty agency or Direct Loan servicer may use 01/01/1900.	Num.	8
288	288	Filler	Filler – spaces.	Char.	1
289	294	Outstanding Principal Balance At Time of Repayment	The loan's outstanding principal balance on the date it entered repayment.	Num	6
295	300	Outstanding Interest Balance At Time of Repayment	The loan's outstanding interest balance on the date it entered repayment.	Num	6
301	306	Outstanding Principal Balance At Time of Default	The loan's outstanding principal balance on the date it entered default.	Num	6
307	312	Outstanding Interest Balance At Time of Default	The loan's outstanding interest balance on the date it entered default.	Num	6
314	320	Filler	Filler – spaces.	Char.	8
321	324	Cohort Year	Identifies the cohort year; format is CCYY.	Char.	4
325	345	Award/Data Provider ID	A loan identifier used by the data provider.	Char.	21
346	365	Filler	Filler – spaces.	Char.	20
366	368	Code for Current Guarantor / Federal Servicer	Guaranty agency or Federal Loan Servicer that holds the loan at time of calculation.	Char.	3
369	375	Filler	Filler – spaces.	Char.	7

School Cohort Default Rate History Report Trailer Record

Length = 375

July 2022

Version 1.5

Pos FR	Pos TO	Data Element	Description	Field Format	Lth
1	20	Filler	Filler – spaces.	Char	20
21	21	Record Type	Indicator used to identify the trailer record. Value must be 3 (three).	Char.	1
22	29	School Code	An eight-digit code used to identify the school LRDR.	Char.	8
30	37	Actual Numerator Count	Identifies the unduplicated number of borrowers included in the numerator of the cohort default rate calculation.	Num.	8
38	45	Actual Denominator Count	Identifies the unduplicated number of borrowers included in the denominator of the cohort default rate calculation.	Num.	8
46	53	Loan Record Detail Report Numerator Count	The total number of unduplicated borrowers listed on the Loan Record Detail Report with a “B” in the Default Rate Usage Code field.	Num.	8
54	61	Loan Record Detail Report Denominator Count	The total number of unduplicated borrowers listed on the Loan Record Detail Report with a “D” or “B” in the Default Rate Usage Code field.	Num.	8
62	93	Filler	Filler – spaces.	Char.	32
94	94	Appealed Rate Flag	Identifies if the cohort default rate has been revised due to an appeal.	Char.	1
95	104	Outstanding Principal Balance at Default	Total outstanding principal balance at time of default for loans included in the cohort default rate calculation.	Num.	10
105	114	Outstanding Interest Balance at Default	Total outstanding interest balance at time of default for loans included in the cohort default rate calculation.	Num.	10
115	124	Total Outstanding Principal Balance at Repayment	Total outstanding principal balance for loans that entered into repayment during the cohort period in question.	Num.	10
125	134	Total Outstanding Interest Balance at Repayment	Total outstanding interest balance for loans that entered into repayment during the cohort period in question.	Num.	10
135	214	Filler	Filler – spaces.	Char.	80
215	217	Official Rate	The rate associated with the requested Rate Type and Fiscal Year.	Char.	3
218	320	Filler	Filler – spaces.	Char.	103
321	324	Trailer Sort Cohort Year	Identifies the cohort year; format is CCYY.	Date	4
325	375	Filler	Filler – spaces.	Char.	51

5.19.2 Comma Delimited / Comma Separated Values File Layout

*School Cohort Default Rate History Report Header File Layout**Length = 375*

Data Element	Description	Field Format
Comma	Comma	Char.
Record Type	Indicator used to identify the header record. Value must be 1 (one).	Num.
Comma	Comma	Char.
Organization ID Number	The eight-digit code used to identify the school LRDR.	Num.
Comma	Comma	Char.
Comma	Comma	Char.
Organization Name	School's name.	Char.
Comma	Comma	Char.
Address	School's address.	Char.
Comma	Comma	Char.
City	School's city.	Char.
Comma	Comma	Char.
State	School's state.	Char.
Comma	Comma	Char.
Country	School's country.	Char.
Comma	Comma	Char.
Zip Code	School's Zip Code.	Num.
Comma	Comma	Char.
Request Date	Identifies the request date of the LRDR report; format is CCYYMMDD.	Date
Comma	Comma	Char.
Rate Calculation Date	Identifies the date the rate was calculated; format is CCYYMMDD.	Date
Comma	Comma	Char.

Data Element	Description	Field Format
Cohort Year	Identifies the cohort period associated with the report; format is CCYY.	Date
Comma	Comma	Char.
Comma	Comma	Char.
Rate Type	Identifies the cohort calculation; 2 or 3 Year. Valid values include: A = 2-Year Official D = 2-Year Draft E = 3-Year Official F = 3-Year Draft L = 3-Year Trial	Char.
Comma	Comma	Char.
Rate Sub-Type	Identifies what type of rate was calculated for the institution. Valid values include: A – Actual B – Average, S – Substituted, or P – Lead School Combo	Char.

School Cohort Default Rate History Report Detail File Layout

Length = 375

Data Element	Description	Field Format
Comma	Comma	Char.
Record Type	Indicator used to identify the detail record. Value must be 2 (two).	Char.
Comma	Comma	Char.
School Code	An eight-digit code used to identify the school LRDR request.	Char.
Comma	Comma	Char.
SSN	Title IV recipient's or beneficiary's Social Security Number.	Char.

Data Element	Description	Field Format
Comma	Comma	Char.
Default Rate Usage Code	Identifies how the loan is counted in the school's cohort default rate calculation.	Char.
Comma	Comma	Char.
Loan Identifier	Identifies the particular loan included in the cohort default rate calculation.	Num.
Comma	Comma	Char.
Current Last Name	Title IV recipient's or beneficiary's current last name.	Char.
Comma	Comma	Char.
Current First Name	Title IV recipient's or beneficiary's current first name.	Char.
Comma	Comma	Char.
Student Middle Name	Title IV recipient's or beneficiary's middle name.	Char.
Comma	Comma	Char.
Student Date of Birth	Title IV recipient's or beneficiary's date of birth.	Num.
Comma	Comma	Char.
Original School Code	ED OPE code for school that certified/originated the loan for the borrower.	Char.
Comma	Comma	Char.
Original School Code History Indicator	Identifies if there were one or more prior original school codes.	Char.
Comma	Comma	Char.
Begin Class Date	The date classes were scheduled to begin for the loan period covered by the loan.	Num.
Comma	Comma	Char.
End Class Date	The date classes were scheduled to end for the loan period covered by the loan.	Num.

Data Element	Description	Field Format
Comma	Comma	Char.
Academic Level	Student's academic or grade level in school at the beginning of the specific period covered by the loan.	Char.
Comma	Comma	Char.
Original Lender Code	Code for entity that provided the loan to the student; identifies the originating holder of the loan.	Char.
Comma	Comma	Char.
Current Lender Code	Current lender code.	Char.
Comma	Comma	Char.
Current Lender Servicer/Federal Servicer	Current lender servicer or current federal servicer.	Num.
Comma	Comma	Char.
Loan Type	The type of loan.	Char.
Comma	Comma	Char.
Loan Status Code	The status of the borrower's loan.	Char.
Comma	Comma	Char.
Loan Status Code Date	Effective date of the loan status code.	Num.
Comma	Comma	Char.
Repay Date	Date loan entered repayment.	Num.
Comma	Comma	Char.
Amount	Full amount of the loan.	Num.
Comma	Comma	Char.
Code for Guarantor/Federal Servicer	Guaranty agency that guaranteed the loan or Federal Servicer that services the loan.	Char.
Comma	Comma	Char.

Data Element	Description	Field Format
Loan Date	Date that the guaranty agency guaranteed a FFEL Program loan or the first date of disbursement for a Direct Loan Program loan.	Num.
Comma	Comma	Char.
Date of Default	Date that a default claim was paid on an FFEL Program loan or the day of default, for cohort default rate purposes. For Direct Loan Program loans, the day certain Direct Loan Program loans are considered in default, for cohort default rate purposes.	Num.
Comma	Comma	Char.
Claim Reason Code	Identifies the reason a claim was paid on an FFEL Program loan or if a Direct Loan Program has defaulted or, for some Direct Loan Program loans, if the loan entered into an income contingent repayment plan that resulted in negative amortization.	Char.
Comma	Comma	Char.
Consolidation Indicator	Indicator for consolidation and underlying loans. (Consolidation Loan = "1" and Underlying Loan(s) = "2".) Used with Loan Identifier and Consolidation Loan Identifier to relate consolidation loans and their underlying loans.	Num.
Comma	Comma	Char.
Consolidation Loan Identifier	For an underlying loan, identifies the consolidation loan which it underlies.	Num.
Comma	Comma	Char.
Enrollment Code	Student's enrollment status at the time the cohort default rate was calculated.	Char.
Comma	Comma	Char.
Enrollment Code Date	Effective date of the Enrollment Status Code. If no data is available, the guaranty agency or Direct Loan servicer may use 01/01/1900.	Num.
Comma	Comma	Char.
Comma	Comma	Char.

Data Element	Description	Field Format
Outstanding Principal Balance At Time of Repayment	The loan's outstanding principal balance on the date it entered repayment.	Num
Comma	Comma	Char.
Outstanding Interest Balance At Time of Repayment	The loan's outstanding interest balance on the date it entered repayment.	Num
Comma	Comma	Char.
Outstanding Principal Balance At Time of Default	The loan's outstanding principal balance on the date it entered default.	Num
Comma	Comma	Char.
Outstanding Interest Balance At Time of Default	The loan's outstanding interest balance on the date it entered default.	Num
Comma	Comma	Char.
Comma	Comma	Char.
Cohort Year	Identifies the cohort year; format is CCYY.	Char.
Comma	Comma	Char.
Award/Data Provider ID	A loan identifier used by the data provider.	Char.
Comma	Comma	Char.
Comma	Comma	Char.
Code for Current Guarantor / Federal Servicer	Guaranty agency or Federal Loan Servicer that holds the loan at time of calculation.	Char.

School Cohort Default Rate History Report Trailer File Layout

Length = 375

Data Element	Description	Field Format
Comma	Comma	Char.
Record Type	Indicator used to identify the trailer record. Value must be 3 (three).	Char.
Comma	Comma	Char.
School Code	An eight-digit code used to identify the school LRDR.	Char.

Data Element	Description	Field Format
Comma	Comma	Char.
Actual Numerator Count	Identifies the unduplicated number of borrowers included in the numerator of the cohort default rate calculation.	Num.
Comma	Comma	Char.
Actual Denominator Count	Identifies the unduplicated number of borrowers included in the denominator of the cohort default rate calculation.	Num.
Comma	Comma	Char.
Loan Record Detail Report Numerator Count	The total number of unduplicated borrowers listed on the Loan Record Detail Report with a "B" in the Default Rate Usage Code field.	Num.
Comma	Comma	Char.
Loan Record Detail Report Denominator Count	The total number of unduplicated borrowers listed on the Loan Record Detail Report with a "D" or "B" in the Default Rate Usage Code field.	Num.
Comma	Comma	Char.
Comma	Comma	Char.
Appealed Rate Flag	Identifies if the cohort default rate has been revised due to an appeal.	Char.
Comma	Comma	Char.
Outstanding Principal Balance at Default	Total outstanding principal balance at time of default for loans included in the cohort default rate calculation.	Num.
Comma	Comma	Char.
Outstanding Interest Balance at Default	Total outstanding interest balance at time of default for loans included in the cohort default rate calculation.	Num.
Comma	Comma	Char.
Total Outstanding Principal Balance at Repayment	Total outstanding principal balance for loans that entered into repayment during the cohort period in question.	Num.

Data Element	Description	Field Format
Comma	Comma	Char.
Total Outstanding Interest Balance at Repayment	Total outstanding interest balance for loans that entered into repayment during the cohort period in question.	Num.
Comma	Comma	Char.
Comma	Comma	Char.
Official Rate	The rate associated with the requested Rate Type and Fiscal Year.	Char.
Comma	Comma	Char.
Comma	Comma	Char.
Trailer Sort Cohort Year	Identifies the cohort year; format is CCYY.	Date

5.20 Enrollment Reporting 2020 Invalid CIP Codes Report – SCHCP4

The *Enrollment Reporting 2020 Invalid CIP Codes Report* provides school users with an extract of current students enrolled in a program with a CIP Year of 2000 or 2010. The report assists schools in determining which students have programs that need to be updated to the equivalent CIP Year 2020. Users may refer to the National Center for Education Statistics (NCES) website to obtain 2020 CIP Codes. The report can be requested for a six-digit School Code or eight-digit School Location Code. The user may choose to receive all data associated with their school by leaving the asterisk (*) in the School Location Code, or receive data for a single location by entering the eight-digit OPEID in the School Location Code. The user can indicate whether to include students currently enrolled in programs with CIP Year 2000 and/or 2010 that have equivalent 2020 CIP Year programs.

Report ID	Format	Extract Type	Delivery Method	Report Frequency	Message Class	NSLDS Sending Mailbox
SCHCP4	Extract	Fixed-Width	SAIG	Ad Hoc	OLCIPFOP	TG50012
SCHCP4	Extract	Comma Delimited/Comma Separated Values	SAIG	Ad Hoc	OLCIPCOP	TG50012

5.20.1 Fixed-Width File Layout

NSLDS ER 2020 Invalid CIP Codes Report Header Record Layout

Length = 200

Pos FR	Pos TO	Data Element	Description	Field Format	Lth.
1	1	Record Type	Indicator used to identify the header record. Value must be 0 (zero).	Char.	1
2	41	Report Description	Valid Value: 'ER 2020 INVALID CIP CODES REPORT'	Char.	40
42	47	Report ID	Identifier of report – value: 'SCHCP4'	Char.	6
48	53	Requested School Code	The six-digit OPEID as assigned by the Office of Postsecondary Education for the school requesting report.	Char.	6
54	61	Requested School Location Code	The eight-digit OPEID of the school location requesting report. If all school locations are selected (*), this field displays as "**".	Num.	8

Pos FR	Pos TO	Data Element	Description	Field Format	Lth.
62	62	Include CIP Year 2000 with 2020	Valid Values: <ul style="list-style-type: none"> 'Y' – Report includes CIP Year 2000 programs with equivalent CIP Year 2020 programs 'N' – Report does not include CIP Year 2000 programs with equivalent CIP Year 2020 programs 	Char.	1
63	63	Include CIP Year 2010 with 2020	Valid Values: <ul style="list-style-type: none"> 'Y' – Report includes CIP Year 2010 programs with equivalent CIP Year 2020 programs 'N' – Report does not include CIP Year 2010 programs with equivalent CIP Year 2020 programs 	Char.	1
64	200	Filler.	Spaces.	Char.	137

ER 2020 Invalid CIP Codes Report Detail Record Layout

Length = 200

Pos FR	Pos TO	Data Element	Description	Field Format	Lth.
1	1	Record Type	Indicator used to identify the detail record. Value must be 1 (one).	Char.	1
2	10	Student Current SSN	Student's current Social Security Number.	Char.	9
11	45	Student Last Name	Student's current last name.	Char.	35
46	80	Student First Name	Student's current first name.	Char.	35
81	115	Student Middle Name	Student's current middle name.	Char.	35
116	123	Student Date of Birth	Student's Date of Birth. Format: CCYYMMDD	Num.	8
124	131	School Location Code	The eight-digit OPEID of the school location which program is certified.	Num.	8
132	137	CIP Code	Six-digit Classification of Instructional Programs code (without period) identifying a program's academic content.	Char.	6

Pos FR	Pos TO	Data Element	Description	Field Format	Lth.
138	141	CIP Year	Year in which the CIP codes used by NSLDS were published. Format: CCYY	Num.	4
142	143	Credential Level	The credential level of the program. Values are: <ul style="list-style-type: none"> • '01' (Undergraduate Certificate or Diploma Program) • '02' (Associate's Degree) • '03' (Bachelor's Degree) • '04' (Post Baccalaureate Certificate) • '05' (Master's Degree) • '06' (Doctoral Degree) • '07' (First Professional Degree) • '08' (Graduate / Professional Certificate) • '99' (Non-Credential Program [Preparatory Coursework / Teacher Certification]) 	Num.	2
144	150	Published Program Length in Years	The length of the instructional program in years as published by the school. This value is calculated by NSLDS if the school uses a different unit (months or weeks) for reporting Published Program Length to NSLDS. Format "nnn.nnn", with a decimal point between the third and fourth digits	Decimal	7
151	157	Published Program Length	The length of the instructional program in years as reported by the school. Format "nnn.nnn", with a decimal point between the third and fourth digits	Decimal	7
158	158	Published Program Length Measurement	The unit of measure for the length of the instructional program as published by the school. Values are: <ul style="list-style-type: none"> • 'W' (Weeks) • 'M' (Months) • 'Y' (Years) 	Char.	1

Pos FR	Pos TO	Data Element	Description	Field Format	Lth.
159	165	Weeks in Title IV Academic Year	The total number of weeks of instruction in the program's academic year. Format "nnn.nnn", with a decimal point between the third and fourth digits	Decimal	7
166	173	Program Begin Date	Date on which the student began attending the program. Format: CCYYMMDD	Date	8
174	174	Special Program Indicator	Indicates that the program belongs to one of the following groups: <ul style="list-style-type: none"> • 'A' (Special Admission Associate Degree Program) • 'B' (Bachelor's Degree Completion Program) • 'N' (Not Applicable) • 'P' (Preparatory Coursework Graduate Professional Program) • 'T' (Non-Credential Teacher Certification Program) • 'U' (Preparatory Coursework Undergraduate Program) 	Char.	1
175	175	Program Enrollment Status	Code for the student's current enrollment status in that program. Valid Values: <ul style="list-style-type: none"> • 'F' (full-time) • 'Q' (three-quarter time) • 'H' (half-time) • 'L' (less than half-time) • 'A' (leave of absence) 	Char.	1
176	183	Program Enrollment Effective Date	Effective date for the enrollment reported by the school. Format: CCYYMMDD	Date	8
184	200	Filler	Spaces.	Char.	17

ER 2020 Invalid CIP Codes Report Trailer Record Layout

Length = 200

Pos FR	Pos TO	Field	Description	Field Format	Lth.
1	1	Record Type	Indicator used to identify the trailer record. Value must be 9 (nine).	Char.	1
2	10	Detail Record Count	Number of detail records	Num.	9
11	200	Filler	Spaces.	Char.	190

5.20.2 Comma Delimited / Comma Separated Values File Layout

ER 2020 Invalid CIP Codes Report Header Record Layout

Data Element	Description	Format
Record Type	Indicator used to identify the header record. Value must be 0 (zero)	Char.
Comma	Comma	Char.
Report Description	Valid Value: '2020 INVALID CIP CODES RPT'	Char.
Comma	Comma	Char.
Report ID	Identifier of report – value: 'SCHCP4'	Char.
Comma	Comma	Char.
Requested School Code	The six-digit OPEID as assigned by the Office of Postsecondary Education for the school requesting report.	Char.
Comma	Comma	Char.
Requested School Location Code	The eight-digit OPEID of the school location requesting report. If all school locations are selected (*), this field displays as '*'.	Num.
Comma	Comma	Char.
Include CIP Year 2000 with 2020	Valid Values: <ul style="list-style-type: none"> 'Y' – Report includes CIP Year 2000 programs with equivalent CIP Year 2020 'N' – Report does not include CIP Year 2000 programs with equivalent CIP Year 2020 	Char.
Comma	Comma	Char.
Include CIP Year 2010 with 2020	Valid Values: <ul style="list-style-type: none"> 'Y' – Report includes CIP Year 2010 programs with equivalent CIP Year 2020 programs 'N' – Report does not include CIP Year 2010 programs with equivalent CIP Year 2020 programs 	Char.

ER 2020 Invalid CIP Codes Report Detail Record Layout

Data Element	Description	Format
Record Type	Indicator used to identify the detail record. Value must be 1 (one)	Char.
Comma	Comma	Char.
Student Current SSN	Student's current Social Security Number.	Char.
Comma	Comma	Char.
Student Last Name	Student's current last name.	Char.
Comma	Comma	Char.
Student First Name	Student's current first name.	Char.
Comma	Comma	Char.
Student Middle Name	Student's current middle name.	Char.
Comma	Comma	Char.
Student Date of Birth	Student's Date of Birth. Format: CCYYMMDD	Num.
Comma	Comma	Char.
School Location Code	The eight-digit OPEID of the school location which program is certified.	Num.
Comma	Comma	Char.
CIP Code	Six-digit Classification of Instructional Programs code (without period) identifying a program's academic content.	Char.
Comma	Comma	Char.
CIP Year	Year in which the CIP codes used by NSLDS were published. Format: CCYY	Num.
Comma	Comma	Char.

Data Element	Description	Format
Credential Level	<p>The credential level of the program. Values are:</p> <ul style="list-style-type: none"> • '01' (Undergraduate Certificate or Diploma Program) • '02' (Associate's Degree) • '03' (Bachelor's Degree) • '04' (Post Baccalaureate Certificate) • '05' (Master's Degree) • '06' (Doctoral Degree) • '07' (First Professional Degree) • '08' (Graduate / Professional Certificate) • '99' (Non-Credential Program [Preparatory Coursework / Teacher Certification]) 	Num.
Comma	Comma	Char.
Published Program Length in Years	<p>The length of the instructional program in years as published by the school. This value is calculated by NSLDS if the school uses a different unit (months or weeks) for reporting Published Program Length to NSLDS.</p> <p>Format "nnn.nnn", with a decimal point between the third and fourth digits</p>	Decimal
Comma	Comma	Char.
Published Program Length	<p>The length of the instructional program in years as reported by the school.</p> <p>Format "nnn.nnn", with a decimal point between the third and fourth digits</p>	Decimal
Comma	Comma	Char.
Published Program Length Measurement	<p>The unit of measure for the length of the instructional program as published by the school. Values are:</p> <ul style="list-style-type: none"> • 'W' (Weeks) • 'M' (Months) • 'Y' (Years) 	Char.
Comma	Comma	Char.
Weeks in Title IV Academic Year	<p>The total number of weeks of instruction in the program's academic year.</p> <p>Format "nnn.nnn", with a decimal point between the third and fourth digits</p>	Decimal
Comma	Comma	Char.

Data Element	Description	Format
Program Begin Date	Date on which the student began attending the program. Format: CCYYMMDD	Date
Comma	Comma	Char.
Special Program Indicator	Indicates that the program belongs to one of the following groups: <ul style="list-style-type: none"> • 'A' (Special Admission Associate Degree Program) • 'B' (Bachelor's Degree Completion Program) • 'N' (Not Applicable) • 'P' (Preparatory Coursework Graduate Professional Program) • 'T' (Non-Credential Teacher Certification Program) • 'U' (Preparatory Coursework Undergraduate Program) 	Char.
Comma	Comma	Char.
Program Enrollment Status	Code for the student's current enrollment status in that program. Valid Values: <ul style="list-style-type: none"> • 'F' (full-time) • 'Q' (three-quarter time) • 'H' (half-time) • 'L' (less than half-time) • 'A' (leave of absence) 	Char.
Comma	Comma	Char.
Program Enrollment Effective Date	Effective date for the enrollment reported by the school. Format: CCYYMMDD	Date

ER 2020 Invalid CIP Codes Report Trailer Record Layout

Data Element	Description	Format
Record Type	Indicator used to identify the trailer record. Value must be 9 (nine).	Char.
Comma	Comma	Char.
Detail Record Count	Number of detail records.	Num.

Note:

¹ The OPEID is the combination of the 6 digit school code and the 2 digit school location code. If a school has more than 99 locations, the first digit of the OPEID is then incremented to 1. If the school has more than 199 locations, the first digit is then incremented to 2, and so forth. For example, location 00 = 06789900, location 101 = 16789901, location 202 = 26789902.

5.21 Enrollment Reporting Compliance Report – SCHCR1

The Enrollment Reporting Compliance Report (SCHCR1) allows authorized school users to view the distribution history of the Enrollment Reporting Compliance Letters and the enrollment statistics content sent to schools. The report can be requested for a six-digit school code or for an eight-digit school location code. The Letter Sent on or After/on or Before date range corresponds to the date the letter, or letters, were sent to the school.

Report ID	Format	Extract Type	Delivery Method	Report Frequency	Message Class	NSLDS Sending Mailbox
SCHCR1	MS Excel			Ad Hoc		

5.21.1 Excel Report Field List

Column	Field Name	Description
A	OPEID	The eight-digit Office of Postsecondary Education ID of the school location that received the late letter.
B	City	Schools Current City.
C	State	Schools State Abbreviation.
D	Letter Type	The name of the compliance letter sent to the school, or a compliance letter sequence reset: <ul style="list-style-type: none"> • First Warning Letter • Second Warning Letter • Program Compliance Referral Letter • Sequence Reset
E	Letter Recipient	Individual receiving letter.
F	Letter Sent Date	The date on which NSLDS sent a compliance letter to the school.
G	Start Date	The begin date for the evaluation period that produced the row of data.
H	Evaluation Date	The date on which the period under evaluation ended and the evaluation itself was performed.

Column	Field Name	Description
I	Percent Certified with Program Enrollment	The percentage of students in the school or school location's portfolio successfully certified with program enrollment during the evaluation period.
J	Roster Error Percent	The ratio of records in error to records returned expressed as a percentage.

5.22 Enrollment Reporting Deleted CIP Code Report – SCHDC1

The *Enrollment Reporting Deleted CIP Code Report* provides school users with an extract of current students enrolled in a program with a CIP Year 2000 or 2010. The report assists schools in determining which students have programs with deleted CIP codes for the CIP Year 2020. Users may refer to the National Center for Education Statistics (NCES) website to obtain 2020 CIP Codes. The report can be requested for a six-digit School Code or eight-digit School Location Code. The user may choose to receive all data associated with their school by leaving the asterisk (*) in the School Location Code, or receive data for a single location by entering the eight-digit OPEID in the School Location Code. The user can indicate whether to include students currently enrolled in a programs with a CIP Year 2000 and/or 2010 that do not have equivalent 2020 CIP Year programs.

Report ID	Format	Extract Type	Delivery Method	Report Frequency	Message Class	NSLDS Sending Mailbox
SCHDC1	Extract	Fixed-Width	SAIG	Ad Hoc	DLCIPCOP	TG50012
SCHDC1	Extract	Comma Delimited/Comma Separated Values	SAIG	Ad Hoc	DLCIPFOP	TG50012

5.22.1 Fixed-Width File Layout

NSLDS ER Deleted CIP Code Report Header Record Layout

Length = 200

Pos FR	Pos TO	Data Element	Description	Field Format	Lth
1	1	Record Type	Indicator used to identify the header record. Value must be 0 (zero).	Char.	1
2	41	Report Description	Valid Value: 'ER DELETED CIP CODE'	Char.	40
42	47	Report ID	Identifier of report. Valid Value: 'SCHDC1'	Char.	6
48	53	Requested School Code	The six-digit OPEID as assigned by the Office of Postsecondary Education for the school requesting report.	Char.	6
54	61	Requested School Location Code	The eight-digit OPEID of the school location requesting report. If all school locations are selected (*), this field displays as '*'.	Num.	8

Pos FR	Pos TO	Data Element	Description	Field Format	Lth
62	62	Include CIP Year 2000 with 2020	Valid Values: <ul style="list-style-type: none"> 'Y' – Report includes CIP Year 2000 programs with equivalent CIP Year 2020 programs 'N' – Report does not include CIP Year 2000 programs with equivalent CIP Year 2020 programs 	Char.	1
63	63	Include CIP Year 2010 with 2020	Valid Values: <ul style="list-style-type: none"> 'Y' – Report includes CIP Year 2010 programs with equivalent CIP Year 2020 programs 'N' – Report does not include CIP Year 2010 programs with equivalent CIP Year 2020 programs 	Char.	1
64	200	Filler.	Spaces.	Char.	137

ER Deleted CIP Code Report Detail Record Layout

Length = 200

Pos FR	Pos TO	Data Element	Description	Field Format	Lth
1	1	Record Type	Indicator used to identify the detail record. Value must be 1 (one).	Char.	1
2	10	Student Current SSN	Student's current Social Security Number.	Char.	9
11	45	Student Last Name	Student's current last name.	Char.	35
46	80	Student First Name	Student's current first name.	Char.	35
81	115	Student Middle Name	Student's current middle name.	Char.	35
116	123	Student Date of Birth	Student's Date of Birth. Format: CCYYMMDD	Num.	8
124	131	School Location Code	The eight-digit OPEID of the school location which program is certified.	Num.	8
132	137	CIP Code	Six-digit Classification of Instructional Programs code (without period) identifying a program's academic content.	Char.	6
138	141	CIP Year	Year in which the CIP codes used by NSLDS were published. Format: CCYY	Num.	4

Pos FR	Pos TO	Data Element	Description	Field Format	Lth
142	143	Credential Level	<p>The credential level of the program.</p> <p>Values are:</p> <ul style="list-style-type: none"> • '01' (Undergraduate Certificate or Diploma Program) • '02' (Associate's Degree) • '03' (Bachelor's Degree) • '04' (Post Baccalaureate Certificate) • '05' (Master's Degree) • '06' (Doctoral Degree) • '07' (First Professional Degree) • '08' (Graduate / Professional Certificate) • '99' (Non-Credential Program [Preparatory Coursework / Teacher Certification]) 	Num.	2
144	150	Published Program Length in Years	<p>The length of the instructional program in years as published by the school. This value is calculated by NSLDS if the school uses a different unit (months or weeks) for reporting Published Program Length to NSLDS. Format "nnn.nnn", with a decimal point between the third and fourth digits</p>	Decimal	7
151	157	Published Program Length	<p>The length of the instructional program in years as reported by the school. Format "nnn.nnn", with a decimal point between the third and fourth digits</p>	Decimal	7
158	158	Published Program Length Measurement	<p>The unit of measure for the length of the instructional program as published by the school. Values are:</p> <ul style="list-style-type: none"> • 'W' (Weeks) • 'M' (Months) • 'Y' (Years) 	Char.	1
159	165	Weeks in Title IV Academic Year	<p>The total number of weeks of instruction in the program's academic year. Format "nnn.nnn", with a decimal point between the third and fourth digits</p>	Decimal	7
166	173	Program Begin Date	<p>Date on which the student began attending the program. Format: CCYYMMDD</p>	Date	8

Pos FR	Pos TO	Data Element	Description	Field Format	Lth
174	174	Special Program Indicator	Indicates that the program belongs to one of the following groups: <ul style="list-style-type: none"> • 'A' (Special Admission Associate Degree Program) • 'B' (Bachelor's Degree Completion Program) • 'N' (Not Applicable) • 'P' (Preparatory Coursework Graduate Professional Program) • 'T' (Non-Credential Teacher Certification Program) • 'U' (Preparatory Coursework Undergraduate Program) 	Char.	1
175	175	Program Enrollment Status	Code for the student's current enrollment status in that program. Valid Value: <ul style="list-style-type: none"> • 'F' (full-time) • 'Q' (three-quarter time) • 'H' (half-time) • 'L' (less than half-time) • 'A' (leave of absence) 	Char.	1
176	183	Program Enrollment Effective Date	Effective date for the enrollment reported by the school. Format: CCYYMMDD	Date	8
184	200	Filler	Spaces.	Char.	17

ER Deleted CIP Code Report Trailer Record Layout

Length = 200

Pos FR	Pos TO	Data Element	Description	Field Format	Lth.
1	1	Record Type	Indicator used to identify the trailer record. Value must be 9 (nine).	Char.	1
2	10	Detail Record Count	Number of detail records	Num.	9
11	200	Filler	Spaces.	Char.	190

5.22.2 Comma Delimited / Comma Separated Values File Layout

ER Deleted CIP Code Report Header Record Layout

Data Element	Description	Field Format
Record Type	Indicator used to identify the header record. Value must be '0'.	Char.

Data Element	Description	Field Format
Comma	Comma	Char.
Report Description	Valid Value: 'ER DELETED CIP CODE'	Char.
Comma	Comma	Char.
Report ID	Identifier of report. Valid Value: 'SCHDC1'	Char.
Comma	Comma	Char.
Requested School Code	The six-digit OPEID as assigned by the Office of Postsecondary Education for the school requesting report.	Char.
Comma	Comma	Char.
Requested School Location Code	The eight-digit OPEID of the school location requesting report. If all school locations are selected (*), this field displays as '*'. *	Num.
Comma	Comma	Char.
Include CIP Year 2000 with 2020	Valid Values: <ul style="list-style-type: none"> 'Y' – Report includes CIP Year 2000 programs with equivalent CIP Year 2020 'N' – Report does not include CIP Year 2000 programs with equivalent CIP Year 2020 	Char.
Comma	Comma	Char.
Include CIP Year 2010 with 2020	Valid Values: <ul style="list-style-type: none"> 'Y' – Report includes CIP Year 2010 programs with equivalent CIP Year 2020 programs 'N' – Report does not include CIP Year 2010 programs with equivalent CIP Year 2020 programs 	Char.

ER Deleted CIP Code Report Detail Record Layout

Data Element	Description	Field Format
Record Type	Indicator used to identify the detail record. Value must be '1'.	Char.
Comma	Comma	Char.
Student Current SSN	Student's current Social Security Number.	Char.
Comma	Comma	Char.
Student Last Name	Student's current last name.	Char.
Comma	Comma	Char.
Student First Name	Student's current first name.	Char.

Data Element	Description	Field Format
Comma	Comma	Char.
Student Middle Name	Student's current middle name.	Char.
Comma	Comma	Char.
Student Date of Birth	Student's Date of Birth. Format: CCYYMMDD	Num.
Comma	Comma	Char.
School Location Code	The eight-digit OPEID of the school location which program is certified.	Num.
Comma	Comma	Char.
CIP Code	Six-digit Classification of Instructional Programs code (without period) identifying a program's academic content.	Char.
Comma	Comma	Char.
CIP Year	Year in which the CIP codes used by NSLDS were published. Format: CCYY	Num.
Comma	Comma	Char.
Credential Level	The credential level of the program. Values are: <ul style="list-style-type: none"> '01' (Undergraduate Certificate or Diploma Program) '02' (Associate's Degree) '03' (Bachelor's Degree) '04' (Post Baccalaureate Certificate) '05' (Master's Degree) '06' (Doctoral Degree) '07' (First Professional Degree) '08' (Graduate / Professional Certificate) '99' (Non-Credential Program [Preparatory Coursework / Teacher Certification]) 	Num.
Comma	Comma	Char.
Published Program Length in Years	The length of the instructional program in years as published by the school. This value is calculated by NSLDS if the school uses a different unit (months or weeks) for reporting Published Program Length to NSLDS. Format "nnn.nnn", with a decimal point between the third and fourth digits	Decimal
Comma	Comma	Char.

Data Element	Description	Field Format
Published Program Length	The length of the instructional program in years as reported by the school. Format "nnn.nnn", with a decimal point between the third and fourth digits	Decimal
Comma	Comma	Char.
Published Program Length Measurement	The unit of measure for the length of the instructional program as published by the school. Values are: <ul style="list-style-type: none"> • 'W' (Weeks) • 'M' (Months) • 'Y' (Years) 	Char.
Comma	Comma	Char.
Weeks in Title IV Academic Year	The total number of weeks of instruction in the program's academic year. Format "nnn.nnn", with a decimal point between the third and fourth digits	Decimal
Comma	Comma	Char.
Program Begin Date	Date on which the student began attending the program. Format: CCYYMMDD	Date
Comma	Comma	Char.
Special Program Indicator	Indicates that the program belongs to one of the following groups: <ul style="list-style-type: none"> • 'A' (Special Admission Associate Degree Program) • 'B' (Bachelor's Degree Completion Program) • 'N' (Not Applicable) • 'P' (Preparatory Coursework Graduate Professional Program) • 'T' (Non-Credential Teacher Certification Program) • 'U' (Preparatory Coursework Undergraduate Program) 	Char.
Comma	Comma	Char.
Program Enrollment Status	Code for the student's current enrollment status in that program. Valid Value: <ul style="list-style-type: none"> • 'F' (full-time) • 'Q' (three-quarter time) • 'H' (half-time) • 'L' (less than half-time) • 'A' (leave of absence) 	Char.
Comma	Comma	Char.

Data Element	Description	Field Format
Program Enrollment Effective Date	Effective date for the enrollment reported by the school. Format: CCYYMMDD	Date

ER Deleted CIP Code Report Trailer Record Layout

Field	Description	Field Format
Record Type	Indicator used to identify the trailer record. Value must be '9'.	Char.
Comma	Comma	Char.
Detail Record Count	Number of detail records.	Num.

Note:

¹ The OPEID is the combination of the 6 digit school code and the 2 digit school location code. If a school has more than 99 locations, the first digit of the OPEID is then incremented to 1. If the school has more than 199 locations, the first digit is then incremented to 2, and so forth. For example, location 00 = 06789900, location 101 = 16789901, location 202 = 26789902.

5.23 Borrower Default Summary Report – SCHDF1

The *Borrower Default Summary Report* provides a list of loans and loan data for loans that have a defaulted loan status (DB, DL, DO, DT, DU, DW, DF, or DZ) within a requested date range. The report can include all loan programs or only one. The report includes the student identifiers, loan identifiers, GA and lender or federal loan servicer information for the loans retrieved. It will provide the current loan status and up to three status codes from history.

Report ID	Format	Extract Type	Delivery Method	Report Frequency	Message Class	NSLDS Sending Mailbox
SCHDF1	PDF			Ad Hoc		
SCHDF1	Extract	Fixed-Width	SAIG	Ad Hoc	AHSLDEOP	TG50012

5.23.1 Fixed-Width File Layout

Borrower Default Summary Report Header Record

Length = 350

Pos FR	Pos TO	Data Element	Description	Field Format	Lth
1	1	Record Type	0 - Represents Header record.	Char.	1
2	35	Header Title	Value 'BORROWER DEFAULT SUMMARY BY SCHOOL'.	Char.	34
36	41	Report ID	Identifier of report. Value 'SCHDF1'.	Char.	6
42	49	OPEID	Office of Post-Secondary Education Identifier (OPEID) for school requested.	Char.	8
50	50	Loan Types	Types of loans included in the output: A = All F = FFEL D = FDSL P = Perkins	Char.	1
51	58	Status Begin Date	Beginning date range for the current loan status date of the loan.	Char.	8
59	66	Status End Date	Ending date range for the current loan status date of the loan.	Char.	8
67	83	Sort By	Sort sequence member name.	Date	17

Pos FR	Pos TO	Data Element	Description	Field Format	Lth
84	84	Submittal Report Type	R = Report E = Extract file	Char.	1
85	92	Submittal Date	Date which the Borrower Default Summary request is submitted. Format CCYYMMDD.	Date	8
93	98	Submittal Time	Time which the Borrower Default Summary request is submitted. Format HHMMSS.	Char.	6
99	350	Filler	Spaces.	Char.	252

*Borrower Default Summary Report Detail Record**Length = 350*

Pos FR	Pos TO	Data Element	Description	Field Format	Lth
1	1	Record Type	'1' - Represents Detail record.	Char.	1
2	10	Student SSN	Student's SSN.	Char.	9
11	22	Student First Name	Student's first name.	Char.	12
23	23	Student Middle Initial	Student's middle initial.	Char.	1
24	58	Student Last Name	Student's last name.	Char.	35
59	66	DOB	Student's date of birth. Format CCYYMMDD.	Date	8
67	74	Date	Date when a DL loan was originally disbursed or date when an FFEL loan was originally guaranteed (CCYYMMDD).	Date	8
75	76	Type	Type of loan.	Char.	2
77	84	Period Begin Date	Beginning date of the period covered by the loan.	Date	8
85	92	Period End Date	Ending date of the period covered by the loan.	Date	8
93	93	Indicator of Separate Loan	An indicator used to differentiate among multiple loans of the same type that have the same loan date for the same borrower attending the same school.	Char.	1

Pos FR	Pos TO	Data Element	Description	Field Format	Lth
94	94	Interest Type	Type of interest rate. Valid field content: Variable (V) or Fixed (F).	Char.	1
95	99	Interest Rate	Interest rate value.	Num.	5
100	108	PLUS Borrower SSN	PLUS Borrower's SSN.	Char.	9
109	120	PLUS Borrower First Name	PLUS Borrower's first name.	Char.	12
121	121	PLUS Borrower Middle Initial	PLUS Borrower's middle initial.	Char.	1
122	156	PLUS Borrower Last Name	PLUS Borrower's last name.	Char.	35
157	164	PLUS Borrower DOB	PLUS Borrower's date of birth. Format CCYYMMDD.	Date	8
165	167	GA/ED Servicer	Identification code for current Guaranty Agency or Federal Loan Servicer.	Char.	3
168	173	Original Lender	Identification code for the original lender.	Char.	6
174	179	Current Lender	Identification code for the current lender.	Char.	6
180	185	Lender Servicer	Identification code for the current lender servicer or Federal Loan Servicer.	Char.	6
186	186	Academic Level	Student's academic or grade level at the school for which an FFEL or DL program loan was originally guaranteed/originated or at which a Perkins loan or other aid was originally disbursed, and at the time guaranty/origination was made or the aid disbursed.	Char.	1
187	194	Date Entered Repayment	Loan Maturity Date/Date Entered Repayment of loan. Format CCYYMMDD.	Date	8
195	200	Amount	Dollar amount of loan.	Num.	6
201	206	OPB	Outstanding Principal Balance currently owed on the loan.	Num.	6
207	212	OIB	Outstanding Interest Balance currently owed on the loan.	Num.	6

Pos FR	Pos TO	Data Element	Description	Field Format	Lth
213	218	Total Disbursements	Amount of total disbursements.	Num.	6
219	224	Total Cancellations	Amount of total cancellations.	Num.	6
225	226	Status	Current status of loan.	Char.	2
227	234	Status Date	Current status date of loan.	Date	8
235	236	Status	Status of loan - 1	Char.	2
237	244	Status Date	Status date of loan - 1	Date	8
245	246	Status	Status of loan - 2	Char.	2
247	254	Status Date	Status date of loan - 2	Date	8
255	256	Status	Status of loan - 3	Char.	2
257	264	Status Date	Status date of loan - 3	Date	8
265	265	Consolidation Indicator	Indicates that the loan is either a consolidation loan or an underlying loan for a consolidation loan. Values are: 1= Consolidation Loan 2= Underlying Loan(s) Blank	Char.	1
266	286	Consolidation Loan Identifier	This field is populated only when the Consolidation Indicator is not blank. For both a consolidation loan and its underlying loan(s), this field contains an alpha-numeric identifier that helps associate or link the consolidation loan to all of its underlying loans.	Char.	21
287	350	Filler	Spaces.	Char.	64

Borrower Default Summary Report Trailer Record**Length = 350**

Pos FR	Pos TO	Data Element	Description	Field Format	Lth
1	1	Record Type	9 - Represents Trailer record.	Char.	1
2	10	Record Count	Total count of detail records on this file (excluding header and trailer).	Num.	9
11	350	Filler	Spaces.	Char.	350

5.24 NSLDS COD Comparison Report – SCHE10

Provides school users with a comparison of NSLDS program-level enrollment data to Common Origination and Disbursement (COD) program-level data. This report can provide insight into cases where the Common Origination and Disbursement (COD) system has reported similar program-level data as the school but the Credential Level and/or Published Program Length differ. The report can also identify when program-level data has been reported by COD to NSLDS, but not certified by the school. Additionally, the report can include any students for whom the school has reported conflicting program-level enrollment data.

Report ID	Format	Extract Type	Delivery Method	Report Frequency	Message Class	NSLDS Sending Mailbox
SCHE10	Extract	Fixed-Width	SAIG	Ad Hoc	ERCDFWOP	TG50012
SCHE10	Extract	Comma Delimited/Comma Separated Values	SAIG	Ad Hoc	ERGPFWOP	TG50012

5.24.1 Fixed-Width File Layout

NSLDS–COD Program Comparison Report Header Record Layout

Length = 190

Pos FR	Pos TO	Data Element	Description	Field Format	Lth
1	3	Record Type	Indicator used to identify the header record. Value must be 000	Char.	3
4	9	Report ID	Identifier of report – value: 'SCHE10'	Char.	6
10	17	Request Date	Identifies the request date of the report; format is CCYYMMDD.	Date	8
18	43	Report Description	Valid Value: 'PROGRAM COMPARISON'	Char.	26
44	51	Requested School Code	The eight-digit OPEID ¹ as assigned by the Office of Postsecondary Education for the school requesting report.	Char.	8
52	59	Requested School Location Code	The OPEID of the school location requesting report. If all school locations are selected (*), field displays as '**'.	Num.	8

Pos FR	Pos TO	Data Element	Description	Field Format	Lth
60	67	Requested Roster Activity Date	Identifies the roster date associated with the report; format: CCYYMMDD.	Date	8
68	75	File Type	Format of the extract file. Valid Value: Fixed	Char.	8
76	190	Filler	Filler - spaces.	Char.	115

NSLDS-COD Program Comparison Report Detail Record Layout

Length = 190

Pos FR	Pos TO	Data Element	Description	Field Format	Lth
1	3	Record Type	Indicator used to identify the detail record. Value must be 001	Char.	3
4	12	Student's Current SSN	Student's current Social Security Number.	Char.	9
13	20	School Code	The eight-digit OPEID of the school location which program is certified.	Char.	8
21	55	Student First Name	Student's current first name.	Char.	35
56	90	Student Last Name	Student's current last name.	Char.	35
91	91	Student Middle Initial	Student's current middle initial.	Char.	1
92	99	Student Date of Birth	Student's Date of Birth; format is CCYYMMDD.	Num.	8
100	105	CIP Code	Six-digit Classification of Instructional Programs code (without period) identifying a program's academic content.	Char.	6
106	109	CIP Year	Year in which the CIP codes used by NSLDS were published; format is CCYY.	Num.	4

Pos FR	Pos TO	Data Element	Description	Field Format	Lth
110	111	Credential Level	<p>The credential level of the program.</p> <p>Values are:</p> <ul style="list-style-type: none"> • '01' (Undergraduate Certificate or Diploma Program) • '02' (Associate's Degree) • '03' (Bachelor's Degree) • '04' (Post Baccalaureate Certificate) • '05' (Master's Degree) • '06' (Doctoral Degree) • '07' (First Professional Degree) • '08' (Graduate / Professional Certificate) • '99' (Non-Credential Program [Preparatory Coursework / Teacher Certification]) 	Num.	2
112	118	Published Program Length	The length of the instructional program in years as published by the school; format is nnn.nnn.	Decimal	3,3
119	126	Program Begin Date	Date on which the student began attending the program; format is CCYYMMDD.	Date	8
127	133	Weeks in Title IV Academic Year	The total number of weeks of instruction in the program's academic year; format is nnn.nnn.	Decimal	3,3
134	134	Special Program Indicator	<p>Indicates that the program belongs to one of the following groups:</p> <ul style="list-style-type: none"> • 'A' (Special Admission Associate Degree Program) • 'B' (Bachelor's Degree Completion Program) • 'N' (Not Applicable) • 'P' (Preparatory Coursework Graduate Professional Program) • 'T' (Non-Credential Teacher Certification Program) • 'U' (Preparatory Coursework Undergraduate Program) 	Char.	1

Pos FR	Pos TO	Data Element	Description	Field Format	Lth
135	142	Reporting Source Type	Indicates the organization that reported program enrollment data. Valid values: 'C' (COD) 'S' (School)	Char.	8
143	143	Program Enrollment Status	Code for the student's enrollment status in that program. Values are: <ul style="list-style-type: none"> 'F' (Full-Time) 'Q' (Three-Quarter Time) 'H' (Half-Time) 'L' (Less Than Half-Time) 'A' (Leave Of Absence) 'G' (Graduated) 'W' (Withdrawn) 'D' (Deceased) 'X' (Never Attended) 'Z' (Record Not Found) 	Char.	1
144	151	Program Enrollment Effective Date	Effective date for the enrollment reported by the school; format is CCYYMMDD.	Date	8
152	190	Filler	Filler - spaces.	Char.	39

NSLDS-COD Program Comparison Report Trailer Record Layout

Length = 190

Pos FR	Pos TO	Field	Description	Field Format	Lth.
1	3	Record Type	Indicator used to identify the trailer record. Value must be 999	Char.	3
4	11	Detail Record Count	Number of detail records.	Num.	8
12	190	Filler	Filler - spaces.	Char.	179

5.24.2 Comma Delimited / Comma Separated Values File Layout

NSLDS-COD Program Comparison Report Header Record Layout

Length = 190

Data Element	Description	Field Format
Record Type	Indicator used to identify the header record. Value must be 000	Char.
Comma	Comma	Char.
Report ID	Identifier of report – value: 'SCHE10'	Char.
Comma	Comma	Char.
Request Date	Identifies the request date of the report; format is CCYYMMDD.	Date
Comma	Comma	Char.
Report Description	Title of the report. 'PROGRAM COMPARISON'	Char.
Comma	Comma	Char.
Requested School Code	The eight-digit OPEID ¹ as assigned by the Office of Postsecondary Education for the school requesting report.	Char.
Comma	Comma	Char.
Requested School Location Code	The OPEID of the school location requesting report. If all school locations are selected (*), this field displays as '*'.	Num.
Comma	Comma	Char.
Requested Roster Activity Date	Identifies the roster date associated with the report; format is CCYYMMDD.	Date
Comma	Comma	Char.
File Type	Format of the extract file. Valid Value: CSV	Char.

NSLDS-COD Program Comparison Report Detail Record Layout

Length = 190

Data Element	Description	Field Format
Record Type	Indicator used to identify the detail record. Value must be 001	Char.
Comma	Comma	Char.
Student SSN	Student's current Social Security Number.	Char.
Comma	Comma	Char.

Data Element	Description	Field Format
School Code	The eight-digit OPEID of the school location which program is certified.	Char.
Comma	Comma	Char.
Student First Name	Student's current first name.	Char.
Comma	Comma	Char.
Student Last Name	Student's current last name.	Char.
Comma	Comma	Char.
Student Middle Initial	Student's current middle initial.	Char.
Comma	Comma	Char.
Student Date of Birth	Student's Date of Birth; format is CCYYMMDD.	Num.
Comma	Comma	Char.
CIP Code	Six-digit Classification of Instructional Programs code (without period) identifying a program's academic content.	Char.
Comma	Comma	Char.
CIP Year	Year in which the CIP codes used by NSLDS were published; format is CCYY.	Num.
Comma	Comma	Char.
Credential Level	<p>The credential level of the program.</p> <p>Values are:</p> <ul style="list-style-type: none"> • '01' (Undergraduate Certificate or Diploma Program) • '02' (Associate's Degree) • '03' (Bachelor's Degree) • '04' (Post Baccalaureate Certificate) • '05' (Master's Degree) • '06' (Doctoral Degree) • '07' (First Professional Degree) • '08' (Graduate / Professional Certificate) • '99' (Non-Credential Program [Preparatory Coursework / Teacher Certification]) 	Num.
Comma	Comma	Char.

Data Element	Description	Field Format
Published Program Length	The length of the instructional program in years as published by the school; format is nnn.nnn.	Decimal
Comma	Comma	Char.
Program Begin Date	Date on which the student began attending the program; format is CCYYMMDD.	Date
Comma	Comma	Char.
Weeks in Title IV Academic Year	The total number of weeks of instruction in the program's academic year; format is nnn.nnn.	Decimal
Comma	Comma	Char.
Special Program Indicator	Indicates that the program belongs to one of the following groups: <ul style="list-style-type: none"> • 'A' (Special Admission Associate Degree Program) • 'B' (Bachelor's Degree Completion Program) • 'N' (Not Applicable) • 'P' (Preparatory Coursework Graduate Professional Program) • 'T' (Non-Credential Teacher Certification Program) • 'U' (Preparatory Coursework Undergraduate Program) 	Char.
Comma	Comma	Char.
Reporting Source Type	Indicates the organization that reported program enrollment data. Valid values: 'C' (COD) 'S' (School)	Char.
Comma	Comma	Char.

Data Element	Description	Field Format
Program Enrollment Status	Code for the student's enrollment status in that program. Values are: <ul style="list-style-type: none"> • 'F' (Full-Time) • 'Q' (Three-Quarter Time) • 'H' (Half-Time) • 'L' (Less Than Half-Time) • 'A' (Leave Of Absence) • 'G' (Graduated) • 'W' (Withdrawn) • 'D' (Deceased) • 'X' (Never Attended) • 'Z' (Record Not Found) 	Char.
Comma	Comma	Char.
Program Enrollment Effective Date	Effective date for the enrollment reported by the school; format is CCYYMMDD.	Date

NSLDS-COD Program Comparison Report Trailer Record Layout

Length = 190

Data Element	Description	Field Format
Record Type	Indicator used to identify the trailer record. Value must be 999	Char.
Comma	Comma	Char.
Detail Record Count	Number of detail records.	Num.

5.25 Enrollment Reporting Graduated/Withdrawn Campus Report – SCHEC1

The *Enrollment Reporting Graduated/Withdrawn Campus Report* provides School users with an extract of all school certified students with a Campus-level Enrollment Status of Graduated (G) or Withdrawn (W) within a specified timeframe. The report can be requested for the six-digit School Code or eight-digit School Location Code. The user may choose to receive all data associated with their school by leaving the asterisk (*) in the School Location Code field, or only data for a single location by entering the eight-digit OPEID for that location. The user will indicate the Status Effective Date Begin and Status Effective Date End for the date range of the current campus enrollment status of Graduated, Withdrawn or Both. The report may be sorted by Student SSN only or School Code, then, Student SSN. The processed data is sent to the SAIG mailbox associated with the FSA User ID requesting the report. The file output is sent with message class ERGCFWOP in Fixed-Width or with message class ERGCCDOP in Comma Separated Values (CSV) format. The NSLDS Record Layout for the extract file is available in the NSLDS Reference Materials section of the Knowledge Center on FSA Partner Connect website.

Report ID	Format	Extract Type	Delivery Method	Report Frequency	Message Class	NSLDS Sending Mailbox
SCHEC1	Extract	Fixed-Width	SAIG	Ad Hoc, Scheduled	ERGCFWOP	TG50012
SCHEC1	Extract	Comma Delimited/Comma Separated Values	SAIG	Ad Hoc, Scheduled	ERGCCDOP	TG50012

5.25.1 Fixed-Width File Layout Information

ER Graduated/Withdrawn Campus Report Header Record Layout

Length = 120

Pos FR	Pos TO	Data Element	Description	Field Format	Lth
1	1	Record Type	Indicator used to identify the header record. Value must be '0'.	Char.	1
2	41	Report Description	Valid Value: ER GRADUATED/WITHDRAWN CAMPUS RPT	Char.	40
42	47	Report ID	Identifier of report. Value: SCHEC1	Char.	6

Pos FR	Pos TO	Data Element	Description	Field Format	Lth
48	53	Requested School Code	The six-digit OPEID as assigned by the Office of Postsecondary Education for the school requesting report.	Char.	6
54	61	Requested School Location Code	The eight-digit OPEID of the school location requesting report. If all school locations are selected (*), this field displays as '*'.	Num.	8
62	69	Status Effective Date Begin	The beginning date requested for Status Effective Date range. Format: CCYYMMDD.	Date	8
70	77	Status Effective Date End	The beginning date requested for Status Effective Date range. Format: CCYYMMDD.	Date	8
78	78	Status Code	The status code(s) requested. Valid values: <ul style="list-style-type: none"> • G – Graduated • W – Withdrawn • B – Both 	Char.	1
79	79	Extract Type	The extract type requested. Valid values: <ul style="list-style-type: none"> • S – Fixed width • C – CSV 	Char.	1
80	99	Request Date and Time	The request date of the report. Format: CCYYMMDDHHMMSSNNNNN	Timestamp	20
100	120	Filler	Filler - spaces.	Char.	21

*ER Graduated/Withdrawn Campus Report Detail Record Layout**Length = 120*

Pos FR	Pos TO	Data Element	Description	Field Format	Lth
1	1	Record Type	Indicator used to identify the detail record. Value must be '1'.	Char.	1
2	7	School Code	The six-digit OPEID of the school location which program is certified.	Num.	6
8	15	School Location Code	The eight-digit OPEID of the school location which program is certified.	Num.	8
16	24	Student SSN	Student's Social Security Number.	Char.	9
25	59	Student First Name	Student's current first name.	Char.	35
60	94	Student Last Name	Student's current first name.	Char.	35

Pos FR	Pos TO	Data Element	Description	Field Format	Lth
95	102	Student Date of Birth	Student's Date of Birth. Format: CCYYMMDD	Date	8
103	110	Certification Date	Date on which the enrollment was certified by the school. Format: CCYYMMDD	Date	8
111	118	Enrollment Effective Date	Effective date for the enrollment reported by the school. Format: CCYYMMDD	Date	8
119	119	Enrollment Status	Code for the student's enrollment status in that program. Values are: <ul style="list-style-type: none"> 'G' (Graduated) 'W' (Withdrawn) 	Char.	1
120	120	Filler	Filler - spaces.	Char.	1

ER Graduated/Withdrawn Campus Report Trailer Record Layout

Length = 120

Pos FR	Pos TO	Data Element	Description	Field Format	Lth
1	1	Record Type	Indicator used to identify the trailer record. Value must be '9'.	Char.	1
2	10	Detail Record Count	Number of detail records	Num.	9
11	120	Filler	Filler - spaces.	Char.	110

5.25.2 Comma Separated Values File Layout Information

ER Graduated/Withdrawn Campus Report Header Record Layout

Data Element	Description	Field Format
Record Type	Indicator used to identify the header record. Value must be '0'.	Char.
Comma	Comma	Char.
Report Description	Valid Value: ER GRADUATED/WITHDRAWN CAMPUS RPT	Char.
Comma	Comma	Char.
Report ID	Identifier of report. Value: SCHEC1	Char.
Comma	Comma	Char.
Requested School Code	The six-digit OPEID as assigned by the Office of Postsecondary Education for the school requesting report.	Char.
Comma	Comma	Char.

Data Element	Description	Field Format
Requested School Location Code	The eight-digit OPEID of the school location requesting report. If all school locations are selected (*), this field displays as '*'.	Num.
Comma	Comma	Char.
Status Effective Date Begin	The beginning date requested for Status Effective Date range. Format: CCYYMMDD.	Date
Comma	Comma	Char.
Status Effective Date End	The beginning date requested for Status Effective Date range. Format: CCYYMMDD.	Date
Comma	Comma	Char.
Status Code	The status code(s) requested. Valid values: <ul style="list-style-type: none"> • G – Graduated • W – Withdrawn • B – Both 	Char.
Comma	Comma	Char.
Extract Type	The extract type requested. Valid values: <ul style="list-style-type: none"> • S – Fixed width • C – CSV 	Char.
Comma	Comma	Char.
Request Date and Time	The request date of the report. Format: CCYYMMDDHHMMSSNNNNN	Timestamp

ER Graduated/Withdrawn Campus Report Detail Record Layout

Data Element	Description	Field Format
Record Type	Indicator used to identify the detail record. Value must be '1'.	Char.
Comma	Comma	Char.
School Code	The six-digit OPEID of the school location which program is certified.	Num.
Comma	Comma	Char.
School Location Code	The eight-digit OPEID of the school location which program is certified.	Num.
Comma	Comma	Char.
Student SSN	Student's Social Security Number.	Char.
Comma	Comma	Char.
Student First Name	Student's current first name.	Char.
Comma	Comma	Char.
Student Last Name	Student's current first name.	Char.

Data Element	Description	Field Format
Comma	Comma	Char.
Student Date of Birth	Student's Date of Birth. Format: CCYYMMDD	Date
Comma	Comma	Char.
Certification Date	Date on which the enrollment was certified by the school. Format: CCYYMMDD	Date
Comma	Comma	Char.
Enrollment Effective Date	Effective date for the enrollment reported by the school. Format: CCYYMMDD	Date
Comma	Comma	Char.
Enrollment Status	Code for the student's enrollment status in that program. Values are: <ul style="list-style-type: none"> 'G' (Graduated) 'W' (Withdrawn) 	Char.

ER Graduated/Withdrawn Campus Report Trailer Record Layout

Data Element	Description	Field Format
Record Type	Indicator used to identify the trailer record. Value must be '9'.	Char.
Comma	Comma	Char.
Detail Record Count	Number of detail records	Num.

Note:

¹ The OPEID is the combination of the 6 digit school code and the 2 digit school location code. If a school has more than 99 locations, the first digit of the OPEID is then incremented to 1. If the school has more than 199 locations, the first digit is then incremented to 2, and so forth. For example, location 00 = 06789900, location 101 = 16789901, location 202 = 26789902.

5.26 Enrollment Reporting No Certified Programs Report – SCHEP1

The *Enrollment Reporting No Certified Programs Report* provides School users with an extract of students that have appeared on the school's Enrollment Reporting Roster without a certified program within a specified timeframe for a six-digit School Code or eight-digit School Location Code. The ER No Certified Programs Report will include the current campus-level enrollment information for the student. The user will indicate the Certification Date Begin which limits output to students that have a reported certification on or after the date entered through the date the report is requested. Additionally, the report can be limited to a Social Security Number (SSN) and Last Name range. The report can be sorted by Student SSN only, or School then, Student SSN.

Report ID	Format	Extract Type	Delivery Method	Report Frequency	Message Class	NSLDS Sending Mailbox
SCHEP1	Extract	Fixed-Width	SAIG	Ad Hoc, Scheduled	ERAPFWOP	TG50012

5.26.1 File Layout Information

The layout of the detail records is identical—with the exception of the Header Record—to the Enrollment Reporting Roster File Record Layouts found in the NSLDS Enrollment Reporting Guide, Appendix A, section A-1. Please see the NSLDS Enrollment Reporting Guide for reporting and field details. The NSLDS Enrollment Reporting Guide is available in the NSLDS User Documentation section of the Knowledge Center on FSA Partner Connect Web site.

5.27 Enrollment Reporting Graduated/Withdrawn Program Report – SCHEP4

The *Enrollment Reporting Graduated/Withdrawn Program* is an extract of students and all certified programs with a program enrollment status of Graduated and/or Withdrawn within a specified timeframe. The report can be requested for a six-digit School Code or eight-digit School Location Code. The user will indicate the Program Status Effective Date Begin and Program Status Effective Date End for the date range of the program enrollment status of Graduated, Withdrawn, or Both. The report can be limited to a Social Security Number (SSN) and Last Name range and may be sorted by Student SSN only or School Code then, Student SSN.

Report ID	Format	Extract Type	Delivery Method	Report Frequency	Message Class	NSLDS Sending Mailbox
SCHEP4	Extract	Fixed-Width	SAIG	Ad Hoc, Scheduled	ERGPFWOP	TG50012

5.27.1 Fixed-Width File Layout

Enrollment Reporting Graduated/Withdrawn Programs Report Header Record Layout

Length 120

Pos FR	Pos TO	Data Element	Description	Field Format	Lth
1	1	Record Type	Indicator used to identify the header record. Value must be '0'.	Char.	1
2	41	Report Description	Valid Value: 'ER GRADUATED/WITHDRAWN PROGRAMS REPORT'	Char.	40
42	47	Report ID	Identifier of report. Value: <i>SCHEP4</i>	Char.	6
48	53	Requested School Code	The six-digit OPEID ¹ as assigned by the Office of Postsecondary Education for the school requesting report.	Char.	6
54	61	Requested School Location Code	The eight-digit OPEID of the school location requesting report. If all school locations are selected (*), this field displays as '**'.	Num.	8
62	69	Program Effective Date Begin	The beginning date requested for Program Effective Date range. Format: CCYYMMDD.	Date	8

Pos FR	Pos TO	Data Element	Description	Field Format	Lth
70	77	Program Effective Date End	The beginning date requested for Program Effective Date range. Format: CCYYMMDD.	Date	8
78	86	Student SSN Begin	The beginning range of student SSN requested.	Char.	9
87	95	Student SSN End	The end range of student SSN requested.	Char.	9
96	130	Student Last Name Begin	The beginning range of student last name requested.	Char.	35
131	165	Student Last Name End	The end range of student last name requested.	Char.	35
166	185	Request Date and Time	The request date of the report. Format: CCYYMMDDHHMMSSNNNNN	Timestamp	20
186	200	Filler	Filler - spaces.	Char.	15

Enrollment Reporting Graduated/Withdrawn Programs Report Detail Record Layout Length = 120

Pos FR	Pos TO	Data Element	Description	Field Format	Lth
1	1	Record Type	Indicator used to identify the detail record. Value must be '1'.	Char.	1
2	10	Student Current SSN	Student's current Social Security Number.	Char.	9
11	45	Student Last Name	Student's current first name.	Char.	35
46	80	Student First Name	Student's current first name.	Char.	35
81	115	Student Middle Name	Student's current middle name.	Char.	35
116	123	Student Date of Birth	Student's Date of Birth. Format: CCYYMMDD	Num.	8
124	131	School Location Code	The eight-digit OPEID of the school location which program is certified.	Num.	8
132	137	CIP Code	Six-digit Classification of Instructional Programs code (without period) identifying a program's academic content.	Char.	6
138	141	CIP Year	Year in which the CIP codes used by NSLDS were published. Format: CCYY	Num.	4

Pos FR	Pos TO	Data Element	Description	Field Format	Lth
142	143	Credential Level	<p>The credential level of the program.</p> <p>Values are:</p> <ul style="list-style-type: none"> • '01' (Undergraduate Certificate or Diploma Program) • '02' (Associate's Degree) • '03' (Bachelor's Degree) • '04' (Post Baccalaureate Certificate) • '05' (Master's Degree) • '06' (Doctoral Degree) • '07' (First Professional Degree) • '08' (Graduate / Professional Certificate) • '99' (Non-Credential Program [Preparatory Coursework / Teacher Certification]) 	Num.	2
144	150	Published Program Length in Years	<p>The length of the instructional program in years as published by the school. This value is calculated by NSLDS if the school uses a different unit (months or weeks) for reporting Published Program Length to NSLDS.</p> <p>Format: nnn.nnn</p>	Decimal	3,3
151	157	Published Program Length	<p>The length of the instructional program in years as reported by the school.</p> <p>Format: nnn.nnn</p>	Decimal	3,3
158	158	Published Program Length Measurement	<p>The unit of measure for the length of the instructional program as published by the school. Values are:</p> <ul style="list-style-type: none"> • W - Weeks • M - Months • Y - Years 	Char.	1
159	165	Weeks in Title IV Academic Year	<p>The total number of weeks of instruction in the program's academic year.</p> <p>Format: nnn.nnn</p>	Decimal	3,3

Pos FR	Pos TO	Data Element	Description	Field Format	Lth
166	173	Program Begin Date	Date on which the student began attending the program. Format: CCYYMMDD	Date	8
174	174	Special Program Indicator	Indicates that the program belongs to one of the following groups: <ul style="list-style-type: none"> • 'A' (Special Admission Associate Degree Program) • 'B' (Bachelor's Degree Completion Program) • 'N' (Not Applicable) • 'P' (Preparatory Coursework Graduate Professional Program) • 'T' (Non-Credential Teacher Certification Program) • 'U' (Preparatory Coursework Undergraduate Program) 	Char.	1
175	175	Program Enrollment Status	Code for the student's enrollment status in that program. Valid Value: <ul style="list-style-type: none"> • 'G' (Graduated) • 'W' (Withdrawn) 	Char.	1
176	183	Program Enrollment Effective Date	Effective date for the enrollment reported by the school. Format: CCYYMMDD	Date	8
184	200	Filler	Filler - spaces.	Char.	17

Enrollment Reporting Graduated/Withdrawn Program Report Trailer Record Layout

Length = 120

Pos FR	Pos TO	Data Element	Description	Field Format	Lth
1	1	Record Type	Indicator used to identify the trailer record. Value must be '9'.	Char.	1
2	10	Detail Record Count	Number of detail records	Num.	9
11	200	Filler	Filler - spaces.	Char.	190

Note:

¹ The OPEID is the combination of the 6 digit school code and the 2 digit school location code. If a school has more than 99 locations, the first digit of the OPEID is then incremented to 1. If the school has more than 199 locations, the first digit is then incremented to 2, and so forth. For example, location 00 = 06789900, location 101 = 16789901, location 202 = 26789902.

5.28 Enrollment Reporting Summary Report – SCHER1

The *Enrollment Reporting Summary Report* provides enrollment reporting events chronologically. The report provides information on when a roster was sent, if any late notifications were generated, school updates, type of update (batch or on the web), number of records (valid, error, total, transfer, correction), as well as the date the report was generated.

Note: This report is often used by auditors and is helpful in monitoring enrollment reporting servicers.

Report ID	Format	Extract Type	Delivery Method	Report Frequency	Message Class	NSLDS Sending Mailbox
SCHER1	PDF			Ad Hoc		

5.29 Enrollment Reporting Certification Report – SCHER4

The *Enrollment Reporting Certification Report* is an extract of students in a school's portfolio. The extract detail records contain a record for each student for which certified enrollment has been received. The record includes a certification date, enrollment status code, status effective date, and the anticipated completion date (ACD) as of the selected extract date. The report also includes the date NSLDS received and applied the values of these fields to the database. Additionally, the extract calculates the number of days since data was certified based on the extract date requested and the certification date, as well as the number of days since certification was applied to NSLDS based on the extract date and certification date.

Note: With this report, a school can easily identify students that have not recently been updated on NSLDS. It may also be used to assist a school in its responsibility to monitor its school enrollment servicers.

Report ID	Format	Extract Type	Delivery Method	Report Frequency	Message Class	NSLDS Sending Mailbox
SCHER4	Extract	Fixed-Width	SAIG	Ad Hoc	AHSLDEOP	TG50012

5.29.1 Fixed-Width File Layout

Enrollment Reporting Certification Report Header Record

Length 250

Pos FR	Pos TO	Data Element	Description	Field Format	Lth
1	3	Record Type	'000' indicates header record.	Char.	3
4	29	Header Label	'ENRL CERTIFICATION RECORDS'	Char.	26
30	35	Report ID	Identifier of report. Value 'SCHER4'	Char.	6
36	43	Create Date	Date the report was created (CCYYMMDD).	Date	8
44	51	Extract Date	Date selected as the basis for the extract	Date	8
52	59	School Code	The eight-digit OPEID code for school requesting report.	Char.	8
60	250	Filler	Spaces	Char.	191

Enrollment Reporting Certification Report Detail Record

Length 250

Pos FR	Pos TO	Attribute	Description	Field Format	Lth
1	3	Record Type	'001' indicates detail record.	Char.	3
4	12	Student Current SSN	Student's current Social Security Number	Char.	9
13	18	School Code	Six-digit code for school certifying enrollment	Char.	6
19	20	School Location Code	Two-digit code for school location certifying enrollment	Char.	2
21	21	Student Current SSN Pseudo Indicator	'R' (Real) 'P' (Pseudo)	Char.	1
22	56	Student First Name	Student's current first name. 'NFN' for students with no first name.	Char.	35
57	91	Student Last Name	Student's current last name. 'NLN' for students with no last name.	Char.	35
92	126	Student Middle Name	Student's current middle name.	Char.	35
127	134	Student DOB	Student's year, month and day of birth. Format CCYYMMDD.	Date	8
135	154	Student Branch Designator Code	Optional field used by schools to identify students within their own systems	Char.	20
155	162	Extract Date	Date parameter selected for this exact; the "as of" date used for the enrollment data on the NSLDS database at that given time. Format CCYYMMDD	Date	8

Pos FR	Pos TO	Attribute	Description	Field Format	Lth
163	163	Enrollment Status	Code for student's enrollment status as of the extract date: <ul style="list-style-type: none"> – 'F' (full-time) – 'H' (half-time) – 'L' (less than half-time) – 'A' (leave of absence) – 'G' (graduated) – 'W' (withdrawn) – 'D' (deceased) – 'X' (never attended) – 'Z' (record not found) 	Char.	1
164	171	Enrollment Effective Date	Date reported, as of the extract date, that the student's enrollment status became effective. Format CCYYMMDD.	Date	8
172	179	Date Enrollment First Applied	Date that the student's enrollment status and effective date were first applied to NSLDS. Format CCYYMMDD.	Date	8
180	187	Anticipated Completion Date	Expected or actual date of graduation or completion reported as of the extract date. Format CCYYMMDD.	Date	8
188	195	Date ACD Applied	Date the ACD record was applied to NSLDS. Format CCYYMMDD.	Date	8
196	203	Certification Date	The most recent certification date received with the enrollment record (based on extract date)	Date	8
204	211	Date Certification Date Applied	Date the most recent certification date (based on the extract date) was applied to NSLDS. Format CCYYMMDD.	Date	8
212	217	Days Since Certified	Based on extract date, the elapsed number of days since the last certification date of the student's enrollment record. Number is right justified.	Num.	6

Pos FR	Pos TO	Attribute	Description	Field Format	Lth
218	223	Days Since Certification Applied	Based on extract date, the elapsed number of days since the last certification date of the student's enrollment was applied. Number is right justified.	Num.	6
224	250	Filler	Spaces	Char.	27

*Enrollment Reporting Certification Report Trailer Record**Length 250*

Pos FR	Pos TO	Attribute	Description	Field Format	Lth
1	3	Record Type	'999' indicates trailer record.	Char.	3
4	11	Detail Record Count	Number of detail records.	Num.	8
12	250	Filler	Spaces	Char.	239

5.30 Enrollment Errors Report – SCHER5

The Enrollment Errors Report (SCHER5) provides School users with files containing submittal error/acknowledgement information for each batch submittal processed for a six-digit School Code or eight-digit School Location Code, within a specified timeframe. The user will indicate the Processed on or Before date, which limits output to batch submittals that were processed on or before that date. The Number of Months indicates the length of time, prior to the Processed on or Before date, for which submittals will be included.

Report ID	Format	Extract Type	Delivery Method	Report Frequency	Message Class	NSLDS Sending Mailbox
SCHER5	PDF			Ad Hoc		
SCHER5	Extract	Fixed-Width	SAIG	Ad Hoc/Scheduled	EFERFWOP	TG50012
SCHER5	Extract	Comma Delimited/Comma Separated Values	SAIG	Ad Hoc/Scheduled	EFERCDOP	TG50012

5.30.1 Excel Report Field List

The layout of the detail records for Output Medium Excel is identical to the Enrollment Reporting Roster File Record Layouts found in sections A-1 and A-2 of Appendix A of the NSLDS Enrollment Reporting Guide. Please see the NSLDS Enrollment Reporting Guide for reporting and field details. The NSLDS Enrollment Reporting Guide is available in the NSLDS User Documentation section of the Knowledge Center on FSA Partner Connect Web site.

5.30.2 Fixed-Width File Layout

The layout of the detail records for Output Medium SAIG is identical to the Enrollment Reporting Roster File Record Layouts found in sections A-1 and A-2 of Appendix A of the NSLDS Enrollment Reporting Guide with the following exception in the Header Record.

1. The Header Label field uses the format “**Report ID-Request Date-Processed Date**” as follows:
 1. **Report ID** contains ‘SCHER5’ for ad-hoc requests and ‘SCHER7’ for scheduled reports.
 2. **Request Date** is the date the user requested the report or the date the report was scheduled.
 3. **Processed Date** is the date NSLDS processed the batch submittal.

Details on specific errors can be found in Appendix D and E of the NSLDS Enrollment Reporting Guide.

Note: Due to the manner in which the data has been previously stored in NSLDS, the new report can only provide data as of the report’s implementation date in NSLDS (November 20, 2016).

Please see the NSLDS Enrollment Reporting Guide for reporting and field details. The NSLDS Enrollment Reporting Guide is available in the NSLDS User Documentation section of the Knowledge Center on FSA Partner Connect Web site.

5.31 Enrollment Reporting Program Level Certification Report – SCHER8

The *Enrollment Reporting Program Level Certification Report* provides school users with an extract of certified historical program-level enrollment data for students on a school's roster. The user indicates the Roster Activity Date, which limits output to the date when students were active on the school's roster.

Report ID	Format	Extract Type	Delivery Method	Report Frequency	Message Class	NSLDS Sending Mailbox
SCHER8	Extract	Fixed-Width	SAIG	Ad Hoc, Scheduled	ERCCFWOP	TG50012
SCHER8	Extract	Comma Delimited/Comma Separated Values	SAIG	Ad Hoc, Scheduled	ERCCCDOP	TG50012

5.31.1 Fixed-Width File Layout

Enrollment Reporting Program Level Certification Report Header File Layout

Length = 225

Pos FR	Pos TO	Data Element	Description	Field Format	Lth
1	3	Record Type	Indicator used to identify the header record. Value must be '000'.	Char.	3
4	9	Report ID	Identifier of report – value: 'SCHER8'	Char.	6
10	17	Request Date	Identifies the request date of the report; format is CCYYMMDD.	Date	8
18	43	Report Description	Valid Value: 'PROGRAM CERTIFICATION RPT'	Char.	26
44	51	Requested School Code	The eight-digit OPEID ¹ as assigned by the Office of Postsecondary Education for the school requesting report.	Char.	8
52	59	Requested School Location Code	The OPEID of the school location requesting report. If all school locations are selected (*), this field displays as '*'.	Num.	8
60	67	Requested Roster Activity Date	Identifies the roster date associated with the report; format is CCYYMMDD.	Date	8
68	75	File Type	Format of the extract file. Valid Value: Fixed	Char.	8
76	225	Filler	Filler - spaces.	Char.	150

Enrollment Reporting Program Level Certification Report Detail Record Layout

Length = 225

Pos FR	Pos TO	Data Element	Description	Field Format	Lth
1	3	Record Type	Indicator used to identify the detail record. Value must be '001'.	Char.	3
4	11	School Code	The eight-digit OPEID of the school location which program is certified.	Num.	8
12	20	Student Current SSN	Student's current Social Security Number.	Char.	9
21	55	Student First Name	Student's current first name.	Char.	35
56	90	Student Last Name	Student's current first name.	Char.	35
91	91	Student Middle Initial	Student's current middle initial.	Char.	1
92	99	Student Date of Birth	Student's Date of Birth; format is CCYYMMDD.	Num.	8
100	105	CIP Code	Six-digit Classification of Instructional Programs code (without period) identifying a program's academic content.	Char.	6
106	109	CIP Year	Year in which the CIP codes used by NSLDS were published; format is CCYY.	Num.	4
110	111	Credential Level	The credential level of the program. Values are: <ul style="list-style-type: none"> '01' (Undergraduate Certificate or Diploma Program) '02' (Associate's Degree) '03' (Bachelor's Degree) '04' (Post Baccalaureate Certificate) '05' (Master's Degree) '06' (Doctoral Degree) '07' (First Professional Degree) '08' (Graduate / Professional Certificate) '99' (Non-Credential Program [Preparatory Coursework / Teacher Certification]) 	Num.	2
112	118	Published Program Length	The length of the instructional program in years as published by the school; format is nnn.nnn.	Decimal	3,3
119	126	Program Begin Date	Date on which the student began attending the program; format is CCYYMMDD.	Date	8
127	133	Weeks in Title IV Academic Year	The total number of weeks of instruction in the program's academic year; format is nnn.nnn.	Decimal	3,3

Pos FR	Pos TO	Data Element	Description	Field Format	Lth
134	134	Special Program Indicator	Indicates that the program belongs to one of the following groups: <ul style="list-style-type: none"> • 'A' (Special Admission Associate Degree Program) • 'B' (Bachelor's Degree Completion Program) • 'N' (Not Applicable) • 'P' (Preparatory Coursework Graduate Professional Program) • 'T' (Non-Credential Teacher Certification Program) • 'U' (Preparatory Coursework Undergraduate Program) 	Char.	1
135	142	Reporting Source Type	Indicates the organization that reported program enrollment data. Valid values: 'C' (COD) 'S' (School) 'H' (School - historical)	Char.	8
143	143	Program Enrollment Status	Code for the student's enrollment status in that program. Values are: <ul style="list-style-type: none"> • 'F' (Full-Time) • 'Q' (Three-Quarter Time) • 'H' (Half-Time) • 'L' (Less Than Half-Time) • 'A' (Leave Of Absence) • 'G' (Graduated) • 'W' (Withdrawn) • 'D' (Deceased) • 'X' (Never Attended) • 'Z' (Record Not Found) 	Char.	1
144	151	Program Enrollment Effective Date	Effective date for the enrollment reported by the school; format is CCYYMMDD.	Date	8
152	166	Certification Method	The method the school used most recently to certify the program enrollment status. Valid Values: <ul style="list-style-type: none"> • 'C-SCHOOL BATCH' • 'N-SCHOOL BATCH' • 'W-NSLDS WEB' • 'P-ED AUTHORIZED' • 'Q-SPECIAL' • '?-OTHER' • 'NOT CERTIFIED' 	Char.	15

Pos FR	Pos TO	Data Element	Description	Field Format	Lth
167	174	Certification Date	The most recent certification date received with the enrollment record (based on extract date)	Date	8
175	182	Date Certification Date Applied	Date the most recent certification date (based on the extract date) was applied to NSLDS. Format CCYYMMDD.	Date	8
183	190	Earliest Certification Date	The earliest date as of which the school certified the program enrollment status.	Date	8
191	198	Days Since Certified	Based on extract date, the elapsed number of days since the last certification date of the student's enrollment record.	Num.	8
199	206	Days Since Certification Applied	Based on extract date, the elapsed number of days since the last certification date of the student's enrollment was applied.	Num.	8
207	225	Filler	Filler - spaces.	Char.	19

Enrollment Reporting Program Level Certification Report Trailer Record Layout

Length = 225

Pos FR	Pos TO	Field	Description	Field Format	Lth.
1	3	Record Type	Indicator used to identify the trailer record. Value must be '999'.	Char.	3
4	11	Detail Record Count	Number of detail records	Num.	8
12	225	Filler	Filler - spaces.	Char.	214

5.31.2 Comma Delimited / Comma Separated Values File Layout

ER Program Level Certification Report Header Record Layout

Length = 225

Data Element	Description	Field Format
Record Type	Indicator used to identify the header record. Value must be '000'.	Char.
Comma	Comma	Char.
Report ID	Identifier of report – value: 'SCHER8'	Char.
Comma	Comma	Char.
Request Date	Identifies the request date of the report; format is CCYYMMDD.	Date

Data Element	Description	Field Format
Comma	Comma	Char.
Report Description	Valid Value: 'PROGRAM CERTIFICATION RPT'	Char.
Comma	Comma	Char.
Requested School Code	The eight-digit OPEID ¹ as assigned by the Office of Postsecondary Education for the school requesting report.	Char.
Comma	Comma	Char.
Requested School Location Code	The OPEID of the school location requesting report. If all school locations are selected (*), this field displays as '*'.	Num.
Comma	Comma	Char.
Requested Roster Activity Date	Identifies the roster date associated with the report; format is CCYYMMDD.	Date
Comma	Comma	Char.
File Type	Format of the extract file. Valid Value: CSV	Char.

ER Program Level Certification Report Detail Record Layout

Length = 225

Data Element	Description	Field Format
Record Type	Indicator used to identify the detail record. Value must be '001'.	Char.
Comma	Comma	Char.
School Code	The eight-digit OPEID of the school location which program is certified.	Char.
Comma	Comma	Char.
Student Current SSN	Student's current Social Security Number.	Char.
Comma	Comma	Char.
Student First Name	Student's current first name.	Char.
Comma	Comma	Char.
Student Last Name	Student's current last name.	Char.

Data Element	Description	Field Format
Comma	Comma	Char.
Student Middle Initial	Student's current middle initial.	Char.
Comma	Comma	Char.
Student Date of Birth	Student's Date of Birth; format is CCYYMMDD.	Num.
Comma	Comma	Char.
CIP Code	Six-digit Classification of Instructional Programs code (without period) identifying a program's academic content.	Char.
Comma	Comma	Char.
CIP Year	Year in which the CIP codes used by NSLDS were published; format is CCYY.	Num.
Comma	Comma	Char.
Credential Level	<p>The credential level of the program.</p> <p>Values are:</p> <ul style="list-style-type: none"> • '01' (Undergraduate Certificate or Diploma Program) • '02' (Associate's Degree) • '03' (Bachelor's Degree) • '04' (Post Baccalaureate Certificate) • '05' (Master's Degree) • '06' (Doctoral Degree) • '07' (First Professional Degree) • '08' (Graduate / Professional Certificate) • '99' (Non-Credential Program [Preparatory Coursework / Teacher Certification]) 	Num.
Comma	Comma	Char.
Published Program Length	The length of the instructional program in years as published by the school; format is nnn.nnn.	Decimal
Comma	Comma	Char.
Program Begin Date	Date on which the student began attending the program; format is CCYYMMDD.	Date
Comma	Comma	Char.

Data Element	Description	Field Format
Weeks in Title IV Academic Year	The total number of weeks of instruction in the program's academic year; format is nnn.nnn.	Decimal
Comma	Comma	Char.
Special Program Indicator	Indicates that the program belongs to one of the following groups: <ul style="list-style-type: none"> • 'A' (Special Admission Associate Degree Program) • 'B' (Bachelor's Degree Completion Program) • 'N' (Not Applicable) • 'P' (Preparatory Coursework Graduate Professional Program) • 'T' (Non-Credential Teacher Certification Program) • 'U' (Preparatory Coursework Undergraduate Program) 	Char.
Comma	Comma	Char.
Reporting Source Type	Indicates the organization that reported program enrollment data. Valid values: 'C' (COD) 'S' (School) 'H' (School - historical)	Char.
Comma	Comma	Char.
Program Enrollment Status	Code for the student's enrollment status in that program. Values are: <ul style="list-style-type: none"> • 'F' (Full-Time) • 'Q' (Three-Quarter Time) • 'H' (Half-Time) • 'L' (Less Than Half-Time) • 'A' (Leave Of Absence) • 'G' (Graduated) • 'W' (Withdrawn) • 'D' (Deceased) • 'X' (Never Attended) • 'Z' (Record Not Found) 	Char.
Comma	Comma	Char.

Data Element	Description	Field Format
Program Enrollment Effective Date	Effective date for the enrollment reported by the school; format is CCYYMMDD.	Date
Comma	Comma	Char.
Certification Method	<p>The method the school used most recently to certify the program enrollment status.</p> <p>Valid Values:</p> <ul style="list-style-type: none"> • 'C-SCHOOL BATCH' • 'N-SCHOOL BATCH' • 'W-NSLDS WEB' • 'P-ED AUTHORIZED' • 'Q-SPECIAL' • '?-OTHER' • 'NOT CERTIFIED' 	Num.
Comma	Comma	Char.
Certification Date	The most recent certification date received with the enrollment record (based on extract date).	Date
Comma	Comma	Char.
Date Certification Date Applied	Date the most recent certification date (based on the extract date) was applied to NSLDS. Format CCYYMMDD.	Date
Comma	Comma	Char.
Earliest Certification Date	The earliest date as of which the school certified the program enrollment status.	Date
Comma	Comma	Char.
Days Since Certified	Based on extract date, the elapsed number of days since the last certification date of the student's enrollment record.	Num.
Comma	Comma	Char.
Days Since Certification Applied	Based on extract date, the elapsed number of days since the last certification date of the student's enrollment was applied.	Num.

*ER Program Level Certification Report Trailer Record Layout**Length = 225*

Data Element	Description	Field Format
Record Type	Indicator used to identify the trailer record. Value must be '999'.	Char.
Comma	Comma	Char.
Detail Record Count	Number of detail records.	Num.

5.32 Enrollment Submittal File Tracking Report – SCHET1

The Enrollment Submittal File Tracking Report (SCHET1) allows school users to track enrollment submittal processing for school locations associated with their administration group. The report can be requested for an entire school code or for a single school location code. The enrollment tracking information types that can be selected for inclusion in the report are: Rosters (batch files sent from NSLDS to the school/servicer), Submittals (batch files sent from the school/servicer to NSLDS), Web (includes both online Enrollment Maintenance and Enrollment Spreadsheet Submittal), and/or any combination of the three. At least one type must be selected. The enrollment file tracking information selected can be limited to a date range based on Date Processed.

The report output will show the tracking information at two levels: File-Level Information and School Information. File-Level Information includes: Date Sent / Received, Date Processed, Type (Roster, Submittal, or Web), Total Records, and SAIG Mailbox (Rosters and Submittals only). For all three submittal Types, School Information includes: OPEID and Total Bundles. For Rosters and Submittals, School Information also includes: Campus Records, Program Records, and Unique Borrowers. For Submittals only, School Information also includes: Valid Bundles, Bundles in Error, Percent Valid, and Email Records. School Information is grouped by the file the information was included in for Rosters and Submittals, while Web information is grouped by Processed Date.

Report ID	Format	Extract Type	Delivery Method	Report Frequency	Message Class	NSLDS Sending Mailbox
SCHET1	MS Excel			Ad Hoc		

5.32.1 Excel Report Field List

Column	Field Name	Description
A	Date Sent / Received	Date the file was sent to or received by NSLDS.
B	Date Processed	Date the submittal file was processed by NSLDS.
C	Type	The type of file submitted to NSLDS.
D	Total Records	Total number of records contained in the submittal.
E	SAIG Mailbox	The SAIG mailbox the used for the submittal file.
F	OPEID	Eight-digit OPEID contained in the submittal file.
G	Total Bundles	Total number of bundles contained in the file.
H	Valid Bundles	Total number of valid bundles contained in the file.

Column	Field Name	Description
I	Bundles in Error	Total number of bundles in error contained in the file.
J	Percent Valid	Percent of valid records located in the file.
K	Campus Records	Number of campus records contained in the file.
L	Program Records	Number of program records contained in the file.
M	Email Records	Number of email records contained in the file.
N	Unique Borrowers	Number of unique borrowers contained in the file.

5.33 Enrollment History Report – SCHHS1

Provides school users with an extract of all school certified active campus and program enrollment history at a given school or location. The report can be requested for a six-digit School Code or eight-digit School Location Code. The user may choose to receive all data associated with their school by leaving the asterisk (*) in the School Location Code, or receive data for a single location by entering the eight-digit OPEID in the School Location Code. The report can be limited to a Social Security Number (SSN) and Last Name range. The user can also indicate a date range for Campus Effective Date and Program Effective Date for campus and program enrollment history. Additionally, the user may choose to receive all programs associated with their school by leaving the asterisk (*) in the CIP Code and Credential Level fields, or limit output to a specific CIP Code and credential level. The user may also indicate a specific length range for the Published Program Length in Years.

Report ID	Format	Extract Type	Delivery Method	Report Frequency	Message Class	NSLDS Sending Mailbox
SCHHS1	Extract	Fixed-Width	SAIG	Ad Hoc	ERHISFOP	TG50012
SCHHS1	Extract	Comma Delimited/Comma Separated Values	SAIG	Ad Hoc	ERHISCOP	TG50012

5.33.1 File Layout Information

The layout of the detail records for Output Medium SAIG is identical to the Enrollment Reporting Roster File Record Layouts found in sections A-1 and A-2 of Appendix A of the NSLDS Enrollment Reporting Guide. Please see the NSLDS Enrollment Reporting Guide for reporting and field details. The NSLDS Enrollment Reporting Guide is available in the NSLDS User Documentation section of the Knowledge Center on FSA Partner Connect Web site.

5.34 Late Enrollment Certifications Report – SCHLC1

The *Late Enrollment Certifications Report* allows authorized school users to request a list of students who have not had an enrollment certification reported after a specified date. The report can be requested for an eight-digit School Location Code. The user will indicate the Not Reported After Date which limits output to students that have not had certifications reported after that date.

Report ID	Format	Extract Type	Delivery Method	Report Frequency	Message Class	NSLDS Sending Mailbox
SCHLC1	Extract	Fixed-Width	SAIG	Ad Hoc	LTENCFOP	TG50012
SCHLC1	Extract	Comma Delimited/Comma Separated Values	SAIG	Ad Hoc	LTENCCOP	TG50012

5.34.1 File Layout Information

The layout of the detail records for Output Medium SAIG is identical to the Enrollment Reporting Roster File Record Layouts found in sections A-1 and A-2 of Appendix A of the NSLDS Enrollment Reporting Guide. Please see the NSLDS Enrollment Reporting Guide for reporting and field details. The NSLDS Enrollment Reporting Guide is available in the NSLDS User Documentation section of the Knowledge Center on FSA Partner Connect Web site.

5.35 School Loan List Report – SCHLL1

The *School Loan List Report* provides detailed student and loan program type information for a given timeframe. The report will select loans for a maximum of a 1-year time period. When selecting the student and loan for the report, NSLDS will query the loan program type(s) associated with the requesting OPEID code where the Date of Guarantee/Loan Date falls between the begin and end dates provided. Output results include the student identifiers and loan information including Loan Amount, Total Disbursements to Date, Loan Type, Loan Date, Loan Period Begin Date, and Loan Period End Date. Cumulative totals for the loans included will be displayed at the end of the report.

Report ID	Format	Extract Type	Delivery Method	Report Frequency	Message Class	NSLDS Sending Mailbox
SCHLL1	PDF			Ad Hoc		
SCHLL1	Extract	Fixed-Width	SAIG	Ad Hoc	AHSLDEOP	TG50012

5.35.1 Fixed-Width File Layout

School Loan List Report Header Record

Pos FR	Pos TO	Data Element	Description	Field Format	Lth
1	1	Record Type	'2'—Represents Total	Char.	1
2	48	Filler	Attribute to complete record length.	Char.	47
49	50	Type	Type of loan	Char.	2
51	110	Lookup Results	Display name for loan	Char.	60
111	122	Amount	Total loan amount	Num.	12
123	134	Amount	Total disbursed loan amount	Num.	12
135	187	Filler	Attribute to complete record length.	Char.	53

School Loan List Report Detail Record

Length 187

Pos FR	Pos TO	Data Element	Description	Field Format	Lth
1	1	Record Type	'0'—Represents Header	Char.	1
2	21	Header Title	Value 'STUDENT LOAN LIST'	Char.	20
22	27	Report ID	Identifier of report. SCHLL1.	Char.	6
28	33	Code	Code for school being reported on.	Char.	6
34	35	Code	Code for school branch being reported on.	Char.	2
36	100	Name	Name for school branch being reported on.	Char.	65
101	101	Loan Types	Types of loans being reported on. "B" = Both "F" = FFEL "D" = FDSLPL	Char.	1
102	109	Period Begin Date	Beginning date range for the current loan.	Date	8
110	117	Period End Date	Ending date range for the current loan.	Date	8
118	125	Sort Control Member	Sort sequence member name.	Char.	8
126	126	Submittal Report Type	'R' = Report 'E' = Extract data file	Char.	1
127	134	Submittal Date	Date which the School Loan List request is submitted. Format CCYYMMDD.	Date	8
135	140	Submittal Time	Time which the School Loan List request is submitted. Format HHMMSS.	Time	6
141	152	First Name	Given name of user making report request.	Char.	12
153	187	Last Name	Surname of user making report request.	Char.	35

Length 187

School Loan List Report Trailer Record

Length 187

Pos FR	Pos TO	Data Element	Description	Field Format	Lth
1	1	Record Type	'9'—Represents Trailer Record	Char.	1
2	10	Record Count	Total count of detail records on this file (excluding header and trailer).	Num.	9
11	22	Amount	Grand total loan amount	Num.	12
23	34	Amount	Grand total disbursed loan amount	Num.	12
35	43	Student Count	Total count of distinct students reported on.	Num.	9
44	187	Filler	Attribute to complete record length.	Char.	144

5.36 School Portfolio Report – SCHPR1

The *School Loan List Report* provides information about all Direct Loan and/or FFEL program loans for the school code associated with the user's ID based on the time period for the begin and end of repayment. This report includes loans that are serviced by all servicers, including the federal loan servicers, and provides identifying information about the servicer for each loan. If a school has merged into a new or existing OPEID, the loans associated with the previous OPEID will be included in the new or existing OPEID's report output.

Note: This report more accurately provides date entered repayment than the DER001 report which was originally created to assist in identifying students who may need exit counseling as they approach the maturity date of their loans.

Report ID	Format	Extract Type	Delivery Method	Report Frequency	Message Class	NSLDS Sending Mailbox
SCHPR1	Extract	Fixed-Width	SAIG	Ad Hoc, Scheduled	SCHRPFOP	TG50012
SCHPR1	Extract	Comma Delimited/Comma Separated Values	SAIG	Ad Hoc, Scheduled	SCHRPCOP	TG50012

5.36.1 Fixed-Width File Layout

School Portfolio Report Header Record

Length 600

Pos FR	Pos TO	Data Element	Description	Field Format	Lth
1	1	Record Type	'0' – Represents Header record.	Char.	1
2	41	Header Title	Valid Value: 'SCHOOL PORTFOLIO REPORT'	Char.	40
42	47	Report ID	Identifier of report. Valid Value: 'SCHPR1'.	Char.	6
48	55	Report Date	Date the report was created	Date	8
56	61	Report Time	Time the report was created (HHMMSS).	Time	6
62	67	School ID	Code of the school six-digit OPEID requested.	Char.	6

Pos FR	Pos TO	Data Element	Description	Field Format	Lth
68	69	School Branch ID	Code for the two-digit OPEID school branch requested. If all school branch campuses are selected (*), this field displays as "***".	Char.	2
70	77	Entered Repayment Begin Date	Beginning date for date entered repayment range.	Date	8
78	85	Entered Repayment End Date	End date for date entered repayment range.	Date	8
86	105	Loan Status Category	Selected loan status category. See below for valid values.	Char.	20
106	110	Loan Program Type	Valid Values: 'FFEL' – FFELP loans only 'DL' – Direct Loans only 'BOTH' – FFELP and Direct Loans	Char.	5
111	111	Extract Type	Format of the extract file. Valid values: 'S' –Standard (fixed-width) 'C' – Comma Separated Values	Char.	1
112	131	Sort By	SSN or Last/First Name.	Char.	20
132	600	Filler	Spaces.	Char.	469

School Portfolio Report Detail Record

Length 600

Pos FR	Pos TO	Data Element	Description	Field Format	Lth
1	1	Record Type	'1' – Represents Detail record.	Char.	1
2	7	School Code	Six-digit code for school submitting the report request	Char.	6
8	9	School Branch Code	Two-digit code for the school location submitting the report request	Char.	2
10	18	Borrower SSN	Borrower's Social Security Number	Char.	9
19	26	Borrower DOB	Borrower's year, month and day of birth.	Date	8
27	61	Borrower Last Name	Last name or surname by which a person is legally known.	Char.	35

Pos FR	Pos TO	Data Element	Description	Field Format	Lth
62	96	Borrower First Name	First name by which a person is legally known.	Char.	35
97	131	Borrower Middle Name	Middle name or middle initial by which a person is legally known.	Char.	35
132	137	Original School Code	6-digit OPEID for the original school at which the student was enrolled, or accepted for enrollment, when the loan was made.	Char.	6
138	139	Original School Branch Code	2-digit OPEID suffix for the school location at which the student was enrolled, or accepted for enrollment, when the loan was made.	Char.	2
140	140	Academic Level	Student's academic or grade level in school at the beginning of the specific period covered by the loan. See below for valid values.	Char.	1
141	148	Anticipated Completion Date	Date on which the borrower is anticipated to graduate or complete coursework.	Num.	8
149	169	Data Provider Identifier or Award Identifier	Data Provider reported identifier for loans not federally serviced. Award Identifier for federally serviced loans.	Char.	21
170	175	Original Lender Code	Code for the originating Federal Family Education Loan Program lender. Note: Only available for FFELP loan types. See the Org Tab on the NSLDS Professional Access Web site to search for individual Lender Codes.	Char.	6
176	181	Current Lender Code	Code for current Federal Family Education Loan Program lender (This field will only be populated for FFELP loan types.). Note: For federally serviced loans, this field will be populated with one of the 6-digit Lender Codes assigned to the Department's FFELP portfolio. For FFELP loans not serviced by the Department, this field will be populated with a 6-digit FFELP Lender Code indicating the current FFELP lender. See the Org Tab on the NSLDS Professional Access Web site to search for individual Lender Codes.	Char.	6

Pos FR	Pos TO	Data Element	Description	Field Format	Lth
182	189	Loan Date	Date when a Direct Loan was originally disbursed or date when an FFELP loan was originally guaranteed.	Date	8
190	191	Loan Type	Specifies the type of loan. See below for valid values.	Char.	2
192	192	Interest Rate Code	Specifies the type of Interest Rate associated with the loan. Valid values: 'V' – Variable 'F' – Fixed. '8' – 8/10	Char.	1
193	193	Indicator of Separate Loan	An indicator used to differentiate among multiple loans of the same type that have the same loan date for the same borrower attending the same school.	Char.	1
194	199	Loan Amount	Indicates the specific award amount for Direct Loans or guarantee amount for FFELP loans prior to any cancellations or disbursements.	Num.	6
200	205	Current OPB Amount	Outstanding Principal Balance (OPB) amount, including capitalized interest, currently owed on the loan.	Num.	6
206	211	Current OIB Amount	Outstanding Accrued Interest (OIB) amount currently owed on the loan.	Num.	6
212	217	Current OFB Amount	Outstanding Fee Balance (OFB) amount currently owed on the loan.	Num.	6
218	225	Balance Date	Date when the OPB Amount, OIB Amount, and OFB Amount became effective.	Date	8
226	227	Current Loan Status	Current status of the loan being reported. See below for valid values.	Char.	2
228	235	Current Loan Status Date	Date when the Current Loan Status became effective.	Date	8
236	243	Loan Period Begin Date	Date when classes begin for the specific period covered by aid.	Date	8
244	251	Loan Period End Date	Date when classes end for the specific period covered by aid.	Date	8

Pos FR	Pos TO	Data Element	Description	Field Format	Lth
252	257	Total Refund Amount	Total amount of refund applied to the loan account.	Num.	6
258	263	Total Cancellation Amount	Total amount of guaranty or gross loan amount that was cancelled	Num.	6
264	266	Original GA/ED Servicer Code	<p>Identification code for original Guaranty Agency or ED Servicer.</p> <p>Note: For ED-held loans originally serviced by ED, this field will be populated with the 3-digit ED Servicer Code assigned to ED's Servicers. For loans not originally serviced by ED, this code will be populated with the 3-digit Guaranty Agency Code. See the Org Tab on the NSLDS Professional Access Web site to search for individual GA and ED Servicer Codes.</p>	Char.	3
267	269	Current GA/ED Servicer Code	<p>Identification code for current Guaranty Agency or ED Servicer.</p> <p>Note: For ED-held loans, this field will be populated with the 3-digit ED Servicer Code assigned to ED Servicers. For non ED-held loans, this field will be populated with the 3-digit Guaranty Agency Code. See the Org Tab on the NSLDS Professional Access Web site to search for individual GA and ED Servicer Codes.</p>	Char.	3
270	277	Date Entered Repayment	<p>Projected or actual date or the date when the loan is scheduled to enter repayment.</p> <p>Note: The Date Entered Repayment is used to determine if a loan is eligible for inclusion in the denominator of the Cohort Default Rate.</p>	Date	8
278	285	Delinquency Date	<p>First day on which a loan is delinquent. Only available for federally serviced loans.</p> <p>Note: This is the day after the first missed payment and may change as the borrower brings his/her loan closer to being current.</p>	Date	8

Pos FR	Pos TO	Data Element	Description	Field Format	Lth
286	293	Last Payment Date	Date the last payment the borrower paid on the loan was applied to the account. Only available for federally serviced loans.	Date	8
294	299	Claim/Discharge Amount	Amount of insurance claim payment or discharge applied to the loan.	Num.	6
300	303	Claim/Discharge Reason Code	Indicates the reason an insurance claim payment or discharge is applied to the loan. See below for valid values. Note: For loans not federally serviced, a Default Insurance Claim Payment is used to determine if a loan is eligible for consideration in the numerator of the Cohort Default Rate.	Char.	4
304	311	Claim/Discharge Date Paid	Date of insurance claim payment or discharge applied to the loan. Note: For loans not federally serviced, a Default Insurance Claim Payment is used to determine if a loan is eligible for consideration in the numerator of the Cohort Default Rate.	Date	8
312	319	CDR Date of Default	Date the loan defaulted, as defined in regulations, used for the Cohort Default Rate calculation. Note: For loans that are federally serviced, this date is used to determine if a loan is eligible for consideration in the numerator of the Cohort Default Rate.	Date	8
320	325	Current Loan Servicer Code	Code for Loan Servicer currently servicing the loan. Note: For ED-held loans, this field will be populated with the 6-digit Lender Servicer Code assigned to ED Servicers. For non ED-held loans serviced by a Lender Servicer, this field will be populated with the 6-digit FFEL Lender Servicer Code. For non ED-held loans that are not serviced by a Lender Servicer, this field will be blank. See the Org Tab on the NSLDS Professional Access Web site to search for individual Lender Codes.	Char.	6

Pos FR	Pos TO	Data Element	Description	Field Format	Lth
326	326	Rehabilitation/ Repurchased Indicator	Indicates whether a loan was rehabilitated or repurchased. Valid values: 'Y' – Rehabilitated, 'N' – Not Rehabilitated, 'E' – Claim Paid in Error; Blank	Char.	1
327	334	Rehabilitation/ Repurchased Date	Date loan was rehabilitated or repurchased.	Date	8
335	340	Amount Rehabilitated/ Repurchased	Rehabilitated or repurchased amount of the loan.	Num.	6
341	341	Consolidation Indicator	Indicates that the loan is either a consolidation loan or an underlying loan for a consolidation loan. Valid values: '1' – Consolidation Loan '2' – Underlying Loan(s) Blank	Char.	1
342	362	Consolidation Loan Identifier	This field is populated only when the Consolidation Indicator is not blank. For both a consolidation loan and its underlying loan(s), this field contains an alpha-numeric identifier that helps associate or link the consolidation loan to all of its underlying loans.	Char.	21
363	371	Student SSN	Parent PLUS loan beneficiary social security number. Only available for Parent PLUS loans.	Char.	9
372	379	Student DOB	Parent PLUS loan beneficiary date of birth. Only available for Parent PLUS loans.	Date	8
380	414	Student Last Name	Parent PLUS loan beneficiary last name. Only available for Parent PLUS loans.	Char.	35
415	449	Student First Name	Parent PLUS loan beneficiary first name. Only available for Parent PLUS loans.	Char.	35
450	484	Student Middle Name	Parent PLUS loan beneficiary middle name. Only available for Parent PLUS loans.	Char.	35

Pos FR	Pos TO	Data Element	Description	Field Format	Lth
485	492	Most Recent Repayment Plan Begin Date	Date on which the loan entered the most recent repayment plan. Only available for federally serviced loans.	Date	8
493	494	Most Recent Repayment Plan Type	Code indicating the type of the most recent repayment plan. See below for valid values. Only available for federally serviced loans	Char.	2
495	497	Most Recent Repayment Plan Term	Length, in months, for the most recent repayment plan for a loan. Only available for federally serviced loans	Num.	3
498	503	Most Recent Scheduled Payment Amount	For a loan in repayment, the scheduled payment amount. Only available for federally serviced loans	Num.	6
504	505	Payment Due Day	Day of the month that payment from the borrower is due. Only available for federally serviced loans.	Char.	2
506	513	Most Recent Deferment Begin Date	Begin date of the most recent deferment reported to NSLDS.	Date	8
514	521	Most Recent Deferment End Date	Projected or actual end date of the most recent deferment reported to NSLDS.	Date	8
522	523	Most Recent Deferment Reason Code	Code indicating the most reason for the most recent deferment reported to NSLDS. See below for valid values.	Char.	2
524	531	Most Recent Forbearance Begin Date	Begin date of the most recent forbearance reported to NSLDS. Only available for federally serviced loans	Date	8
532	539	Most Recent Forbearance End Date	Projected or actual end date of the most recent forbearance reported to NSLDS. Only available for federally serviced loans	Date	8
540	541	Most Recent Forbearance Reason Code	Code indicating the most reason for the most recent forbearance reported to NSLDS. See below for valid values. Only available for federally serviced loans.	Char.	2

Pos FR	Pos TO	Data Element	Description	Field Format	Lth
542	542	SULA Flag	Subsidized Usage Limit Applies (SULA) indicator on loan. Y = The borrower is subject to the 150% Direct Subsidized Loan Limit provision. N = The borrower is not subject to the 150% Direct Subsidized Loan Limit provision. Blank = Not reported or not applicable.	Char.	1
543	543	Confirmed Loan Subsidy Status	The confirmed status of the interest subsidy on the loan. 'L' = Lost Subsidy 'R' = Reinstated Subsidy 'N' = For D0 loans the interest has not lost subsidy. For all other loans this field is not applicable.	Char.	1
544	549	Loan-Level SUP	The period of time, expressed in years or portions of years, the student attended school while funded by the loan. There is an implied decimal point between the third and fourth digits. Example: 001500 = 1.5 years	Num.	6
550	557	First Payment Due Date	The first payment due following the disclosure date.	Date	8
558	563	Cumulative Total Payment Amount	The sum of the payment amounts received on the payment effective dates.	Num.	6
564	571	Next Payment Due Date	The date of the earliest unpaid installment.	Date	8
572	579	Most Recent Payment Effective Date	Latest date when payment was received or effective date of pre-conversion adjustments.	Date	8
580	587	Income-Driven Repayment Plan Anniversary Date	The date a borrower will be reevaluated for IDR based on the date when the borrower entered the current IDR plan.	Date	8
588	592	Statutory Interest Rate	The maximum annual interest rate (under the Higher Education Act) that may be charged on a FSA loan. There is an implied decimal point between the third and fourth digits. Example: 06800 = 6.8%	Num.	5

Pos FR	Pos TO	Data Element	Description	Field Format	Lth
593	597	Actual Interest Rate	The annual interest rate charged on a loan, which may be equal to or less than the applicable interest rate on that loan. There is an implied decimal point between the third and fourth digits. Example: 06800 = 6.8%	Num.	5
598	600	Filler	Spaces.	Char.	3

*School Portfolio Report Trailer Record**Length 600*

Pos FR	Pos TO	Data Element	Description	Field Format	Lth
1	1	Record Type	'9' – Represents Trailer record.	Char.	1
2	10	Count of Detail Records	Total count of detail records written.	Char.	9
11	600	Filler	Spaces.	Char.	590

5.36.2 Comma Delimited / Comma Separated Values File Layout

School Portfolio Report Detail Record Layout – Comma Separated Values

Data Element	Description	Field Format
School Code	Six-digit code for school submitting the report request	Char.
Comma	Comma	Char.
School Location Code	Two-digit code for the school location submitting the report request	Char.
Comma	Comma	Char.
Borrower SSN	Borrower's Social Security Number.	Char.
Comma	Comma	Char.
Borrower DOB	Borrower's year, month and day of birth.	Date
Comma	Comma	Char.
Borrower Last Name	Last name or surname by which a person is legally known.	Char.
Comma	Comma	Char.

Data Element	Description	Field Format
Borrower First Name	First name by which a person is legally known.	Char.
Comma	Comma	Char.
Borrower Middle Name	Middle name or middle initial by which a person is legally known.	Char.
Comma	Comma	Char.
Original School Code	6-digit OPEID for the original school at which the student was enrolled, or accepted for enrollment, when the loan was made.	Char.
Comma	Comma	Char.
Original School Location Code	2-digit OPEID suffix for the school location at which the student was enrolled, or accepted for enrollment, when the loan was made.	Char.
Comma	Comma	Char.
Academic Level	Student's academic or grade level in school at the beginning of the specific period covered by the loan. See below for valid values.	Char.
Comma	Comma	Char.
Anticipated Completion Date	Date on which the borrower is anticipated to graduate or complete coursework.	Num.
Comma	Comma	Char.
Data Provider Identifier or Award Identifier	Data Provider reported identifier for loans not federally serviced. Award Identifier for federally serviced loans.	Char.
Comma	Comma	Char.
Original Lender Code	Code for the originating Federal Family Education Loan Program lender. Note: Only available for FFELP loan types. See the Org Tab on the NSLDSFAP Web site to search for individual Lender Codes.	Char.
Comma	Comma	Char.

Data Element	Description	Field Format
Current Lender Code	Code for current Federal Family Education Loan Program lender (This field will only be populated for FFELP loan types.). Note: For federally serviced loans, this field will be populated with one of the 6-digit Lender Codes assigned to the Department's FFELP portfolio. For FFELP loans not serviced by the Department, this field will be populated with a 6-digit FFELP Lender Code indicating the current FFELP lender. See the Org Tab on the NSLDSFAP Web site to search for individual Lender Codes.	Char.
Comma	Comma	Char.
Loan Date	Date when a Direct Loan was originally disbursed or date when an FFELP loan was originally guaranteed.	Date
Comma	Comma	Char.
Loan Type	Specifies the type of loan. See below for valid values.	Char.
Comma	Comma	Char.
Interest Rate Code	Specifies the type of Interest Rate associated with the loan. Valid values: V – Variable F – Fixed. 8 – 8/10	Char.
Comma	Comma	Char.
Indicator of Separate Loan	An indicator used to differentiate among multiple loans of the same type that have the same loan date for the same borrower attending the same school.	Char.
Comma	Comma	Char.
Loan Amount	Indicates the specific award amount for Direct Loans or guarantee amount for FFELP loans prior to any cancellations or disbursements	Num.
Comma	Comma	Char.
Current OPB Amount	Outstanding Principal Balance (OPB) amount, including capitalized interest, currently owed on the loan.	Num.
Comma	Comma	Char.
Current OIB Amount	Outstanding Accrued Interest (OIB) amount currently owed on the loan.	Num.

Data Element	Description	Field Format
Comma	Comma	Char.
Current OFB Amount	Outstanding Fee Balance (OFB) amount currently owed on the loan.	Num.
Comma	Comma	Char.
Balance Date	Date when the OPB Amount, OIB Amount, and OFB Amount became effective.	Date
Comma	Comma	Char.
Current Loan Status	Current status of the loan being reported. See below for valid values.	Char.
Comma	Comma	Char.
Current Loan Status Date	Date when the Current Loan Status became effective	Date
Comma	Comma	Char.
Loan Period Begin Date	Date when classes begin for the specific period covered by aid	Date
Comma	Comma	Char.
Loan Period End Date	Date when classes end for the specific period covered by aid.	Date
Comma	Comma	Char.
Total Refund Amount	Total amount of refund applied to the loan account.	Num.
Comma	Comma	Char.
Total Cancellation Amount	Total amount of guaranty or gross loan amount that was cancelled.	Num.
Comma	Comma	Char.
Original GA/ED Servicer Code	<p>Identification code for original Guaranty Agency or ED Servicer.</p> <p>Note: For ED-held loans originally serviced by ED, this field will be populated with the 3-digit ED Servicer Code assigned to ED's Servicers. For loans not originally serviced by ED, this code will be populated with the 3-digit Guaranty Agency Code. See the Org Tab on the NSLDS Professional Access Web site to search for individual GA and ED Servicer Codes.</p>	Char.

Data Element	Description	Field Format
Comma	Comma	Char.
Current GA/ED Servicer Code	<p>Identification code for current Guaranty Agency or ED Servicer.</p> <p>Note: For ED-held loans, this field will be populated with the 3-digit ED Servicer Code assigned to ED Servicers. For non ED-held loans, this field will be populated with the 3-digit Guaranty Agency Code. See the Org Tab on the NSLDS Professional Access Web site to search for individual GA and ED Servicer Codes.</p>	Char.
Comma	Comma	Char.
Date Entered Repayment	<p>Projected or actual date or the date when the loan is scheduled to enter repayment.</p> <p>Note: The Date Entered Repayment is used to determine if a loan is eligible for inclusion in the denominator of the Cohort Default Rate.</p>	Date
Comma	Comma	Char.
Delinquency Date	<p>First day on which a loan is delinquent. Only available for federally serviced loans.</p> <p>Note: This is the day after the first missed payment and may change as the borrower brings the loan closer to being current.</p>	Date
Comma	Comma	Char.
Last Payment Date	Date the last payment the borrower paid on the loan was applied to the account. Only available for federally serviced loans.	Date
Comma	Comma	Char.
Claim/Discharge Amount	Amount of insurance claim payment or discharge applied to the loan.	Num.
Comma	Comma	Char.
Claim/Discharge Reason Code	<p>Indicates the reason an insurance claim payment or discharge is applied to the loan. See below for valid values.</p> <p>Note: For loans not federally serviced, a Default Insurance Claim Payment is used to determine if a loan is eligible for consideration in the numerator of the Cohort Default Rate.</p>	Char.
Comma	Comma	Char.

Data Element	Description	Field Format
Claim/Discharge Date Paid	Date of insurance claim payment or discharge applied to the loan. Note: For loans not federally serviced, a Default Insurance Claim Payment is used to determine if a loan is eligible for consideration in the numerator of the Cohort Default Rate.	Date
Comma	Comma	Char.
CDR Date of Default	Date the loan defaulted, as defined in regulations, used for the Cohort Default Rate calculation. Note: For loans that are federally serviced, this date is used to determine if a loan is eligible for consideration in the numerator of the Cohort Default Rate.	Date
Comma	Comma	Char.
Current Loan Servicer Code	Code for Loan Servicer currently servicing the loan. Note: For ED-held loans, this field will be populated with the 6-digit Lender Servicer Code assigned to ED Servicers. For non ED-held loans serviced by a Lender Servicer, this field will be populated with the 6-digit FFEL Lender Servicer Code. For non ED-held loans that are not serviced by a Lender Servicer, this field will be blank. See the Org Tab on the NSLDS Professional Access Web site to search for individual Lender Codes	Char.
Comma	Comma	Char.
Rehabilitation/ Repurchased Indicator	Indicates whether a loan was rehabilitated or repurchased. Valid values: Y – Rehabilitated N – Not Rehabilitated E – Claim Paid in Error Blank	Char.
Comma	Comma	Char.
Rehabilitation/ Repurchased Date	Date loan was rehabilitated or repurchased	Date
Comma	Comma	Char.
Amount Rehabilitated/ Repurchased	Rehabilitated or repurchased amount of the loan.	Num.
Comma	Comma	Char.

Data Element	Description	Field Format
Consolidation Indicator	Indicates that the loan is either a consolidation loan or an underlying loan for a consolidation loan. Valid values: 1 – Consolidation Loan 2 – Underlying Loan(s) Blank	Char.
Comma	Comma	Char.
Consolidation Loan Identifier	This field is populated only when the Consolidation Indicator is not blank. For both a consolidation loan and its underlying loan(s), this field contains an alpha-numeric identifier that helps associate or link the consolidation loan to all of its underlying loans.	
Comma	Comma	Char.
Student SSN	Parent PLUS loan beneficiary social security number. Only available for Parent PLUS loans.	Char.
Comma	Comma	Char.
Student DOB	Parent PLUS loan beneficiary date of birth. Only available for Parent PLUS loans.	Date
Comma	Comma	Char.
Student Last Name	Parent PLUS loan beneficiary last name. Only available for Parent PLUS loans.	Char.
Comma	Comma	Char.
Student First Name	Parent PLUS loan beneficiary first name. Only available for Parent PLUS loans.	Char.
Comma	Comma	Char.
Student Middle Name	Parent PLUS loan beneficiary middle name. Only available for Parent PLUS loans.	Char.
Comma	Comma	Char.
Most Recent Repayment Plan Begin Date	Date on which the loan entered the most recent repayment plan. Only available for federally serviced loans.	Date
Comma	Comma	Char.

Data Element	Description	Field Format
Current Repayment Plan Type	Code indicating the type of the most recent repayment plan. See below for valid values. Only available for federally serviced loans	Char.
Comma	Comma	Char.
Most Recent Repayment Plan Term	Length, in months, for the most recent repayment plan for a loan. Only available for federally serviced loans	Num.
Comma	Comma	Char.
Most Recent Scheduled Payment Amount	For a loan in repayment, the scheduled payment amount. Only available for federally serviced loans	Num.
Comma	Comma	Char.
Payment Due Day	Day of the month that payment from the borrower is due. Only available for federally serviced loans.	Char.
Comma	Comma	Char.
Most Recent Deferment Begin Date	Begin date of the most recent deferment reported to NSLDS.	Date
Comma	Comma	Char.
Most Recent Deferment End Date	Projected or actual end date of the most recent deferment reported to NSLDS.	Date
Comma	Comma	Char.
Most Recent Deferment Reason Code	Code indicating the most reason for the most recent deferment reported to NSLDS. See below for valid values.	Char.
Comma	Comma	Char.
Most Recent Forbearance Begin Date	Begin date of the most recent forbearance reported to NSLDS. Only available for federally serviced loans	Date
Comma	Comma	Char.
Most Recent Forbearance End Date	Projected or actual end date of the most recent forbearance reported to NSLDS. Only available for federally serviced loans	Date
Comma	Comma	Char.

Data Element	Description	Field Format
Most Recent Forbearance Reason Code	Code indicating the most reason for the most recent forbearance reported to NSLDS. See below for valid values. Only available for federally serviced loans.	Char.
Comma	Comma	Char.
SULA Flag	Subsidized Usage Limit Applies (SULA) indicator on loan. Y = The borrower is subject to the 150% Direct Subsidized Loan Limit provision. N = The borrower is not subject to the 150% Direct Subsidized Loan Limit provision. Blank = Not reported or not applicable.	Char.
Comma	Comma	Char.
Confirmed Loan Subsidy Status	The confirmed status of the interest subsidy on the loan. Values: 'L' = Lost Subsidy 'R' = Reinstated Subsidy 'N' = For D0 loans the loan has not lost interest subsidy. For all other loans this field is not applicable.	Char.
Comma	Comma	Char.
Loan-Level SUP	The period of time, expressed in years or portions of years, the student attended school while funded by the loan. There is an implied decimal point between the third and fourth digits. Example: 001500 = 1.5 years	
Comma	Comma	Char.
First Payment Due Date	The first payment due following the disclosure date.	Date
Comma	Comma	Char.
Cumulative Total Payment Amount	The sum of the payment amounts received on the payment effective dates.	Num.
Comma	Comma	Char.
Next Payment Due Date	The date of the earliest unpaid installment.	Date
Comma	Comma	Char.

Data Element	Description	Field Format
Most Recent Payment Effective Date	Latest date when payment was received or effective date of pre-conversion adjustments.	Date
Comma	Comma	Char.
Income-Driven Repayment Plan Anniversary Date	The date a borrower will be reevaluated for IDR based on the date when the borrower entered the current IDR plan.	Date
Comma	Comma	Char.
Statutory Interest Rate	The maximum annual interest rate (under the Higher Education Act) that may be charged on a FSA loan. There is an implied decimal point between the third and fourth digits. Example: 06800 = 6.8%	Num.
Comma	Comma	Char.
Actual Interest Rate	The annual interest rate charged on a loan, which may be equal to or less than the applicable interest rate on that loan. There is an implied decimal point between the third and fourth digits. Example: 06800 = 6.8%	Num.

5.36.2.1 Codes used in the School Portfolio Report

Direct Loan Types

Code	Loan Type
D0	Direct Stafford Subsidized (SULA Eligible)
D1	Direct Stafford Subsidized
D2	Direct Stafford Unsubsidized
D3	Direct Graduate PLUS
D4	Direct Parent PLUS
D5	Direct Consolidation Unsubsidized
D6	Direct Consolidation Subsidized
D7	Direct PLUS Consolidation
D8	Direct Unsubsidized TEACH Loan (converted from TEACH Grant)
D9	Direct Consolidation Subsidized (SULA Eligible)

FFELP Loan Types

Code	Loan Type
CL	FFELP Consolidation
GB	FFELP Graduate PLUS
PL	FFELP Parent PLUS
RF	FFELP Refinanced
SF	FFELP Stafford Subsidized
SL	Supplemental Loan
SU	FFELP Stafford Unsubsidized

Academic Level Codes

Code	Academic Level
1	Freshman / First Year
2	Sophomore / Second Year
3	Junior / Third Year
4	Senior / Fourth Year
5	Fifth Year / Other Undergraduate
A	First Year Graduate / Professional
B	Second Year Graduate / Professional
C	Third Year Graduate / Professional
D	Beyond Third Year Graduate / Professional
G	Graduate / Professional, Year of Study Unknown
N	Not Available

Claim Reason Codes

Code	Insurance Claim Reason
BC	Bankruptcy, Chapter 13
BO	Bankruptcy, Other
CS	Closed School
DE	Death
DF	Default
DI	Disability
EX	Exempt
FC	False Certification
ID	Identity Theft

Discharge Reason Codes

Code	Discharge Reason
BC01	Bankruptcy, Chapter 13
BD01	Borrower Defense
BO01	Bankruptcy, Other
BR01	Borrower Payment Return
CB01	Co-Borrower Discharge
CS01	Closed-School
CS02	Automatic Closed School
DE01	Death
DI01	Disability
FC01	False Certification
HC01	Hurricanes Rita and Katrina
HC02	Hurricanes Harvey, Irma and Maria
ID01	Identity Theft
SC11	9-11/Limited Special Circumstances
UR01	Unpaid Refunds
VA01	VA Discharge Traditional
VA02	VA Discharge Match Process

Repayment Plan Type Codes

Code	Repayment Plan Type
C1	Income Contingent Repayment – Formula Amount
C2	Income Contingent Repayment – Capped Amount
C3	Income Contingent Repayment
CG	Consolidation Graduated Repayment
CS	Consolidation Standard Repayment
EF	Extended Fixed Repayment
EG	Extended Graduated Repayment
FE	Fixed Payment, Extended Term Repayment
FF	Fixed Payment, Fixed Term Repayment
GR	Graduated Repayment
I3	Income Based Repayment - 2014 with partial financial hardship.
I4	Income Based Repayment - 2014 without partial financial hardship.
I5	Revised Pay As You Earn (REPAYE)
IB	Income-Based Repayment – Partial Financial Hardship
IC	Income Contingent Repayment
IL	Income Based Repayment– No Partial Financial Hardship
IS	Income Sensitive Repayment
J1	Alternative Fixed Payment Repayment
J2	Alternative Fixed Term Repayment
J3	Alternative Graduated Payment Repayment
J4	Alternative Negative Amortization Repayment
J5	Alternative Fixed Post REPAYE
P1	Pay as You Earn Repayment – No Partial Financial Hardship

Code	Repayment Plan Type
PA	Pay as You Earn Repayment – Partial Financial Hardship
SF	Standard Repayment
SG	Graduated 10-Year Repayment
SP	Special Plan/Secretary's Option Repayment

Deferment Reason Codes

Code	Deferment Reason
AC	ACTION Programs
AP	Armed Forces or PHS
CD	Cancer Treatment
EH	Economic Hardship
EP	Full-time Family Service to High Risk
FM	Full-time Teacher of Math
FN	Full-time Nurse/Medical Tech
FP	Full-time Provider
FS	Full-time Special ED Teacher
FT	Full-time Student
GF	Graduate Fellowship Program
HD	Head Start
HS	Hardship
HT	Half-time Student
IR	Internship/Residency
LE	Law Enforcement
LF	Loan Deferred Pending Future Cancellation

MO	Military Operations
MR	National Guard, Reservist or Retired Military
NO	NOAA
PC	Peace Corps
PD	Parent PLUS In-School Deferment
PE	Six Month Post-Enrollment Period
PL	Parental Leave
PP	Parental PLUS Borrower
RT	Rehabilitation Training
TD	Temporary Disability
TE	Tax-Exempt Organizations
TL	Teacher Low-income Institution
TS	Teacher Shortage
UE	Unemployment Less than 3 years
UN	Unemployment less than 2 years
WM	Working Mother

Forbearance Reason Codes

Code	Forbearance Reason
DC	Discretionary
MN	Mandatory
AD	Administrative
MA	Mandatory Administrative

Loan Status Categories*All (Open/Closed)*

Code	Loan Status (Open)	Code	Loan Status (Closed)
AL	Abandoned loan	BC	Bankruptcy, Discharged
BK	Bankruptcy, Active	CA	Cancelled
DA	Deferred	CS	Closed School Discharge
DB	Defaulted, Then Bankrupt, Active, Chapter 13	DC	Defaulted, Compromise
DF	Defaulted, Unresolved	DD	Defaulted, Then Died
DI	Disability	DE	Death
DL	Defaulted, In Litigation	DK	Defaulted, Then Bankrupt, Discharged, Chapter 13
DO	Defaulted, Then Bankrupt, Active, Other	DN	Defaulted, then paid in full by consolidation
DT	Defaulted, Collection Terminated	DP	Defaulted, Paid in Full
DU	Defaulted, Unresolved	DR	Defaulted loan included in a rolled-up loan
DX	Defaulted, Six Consecutive Payments	DS	Defaulted, Then Disabled
DZ	Defaulted, six consecutive payments, then missed payment(s)	DW	Defaulted, Write-Off

Code	Loan Status (Open)	Code	Loan Status (Closed)
FB	Forbearance	FC	False Certification Discharge
FR	Fraud	FX	Fraud, Satisfied
IA	Loan Originated	PC	Paid in Full Through Consolidation Loan
ID	In School or Grace Period	PD	Permanent Disability
IG	In Grace Period	PF	Paid in Full
IM	In Military Grace	PM	Presumed paid-in-full
RP	In Repayment	PN	Non-defaulted, Paid in Full Through Consolidation Loan
UA	Temporarily uninsured- loan not in default	PZ	PLUS Child Death
UB	Temporarily uninsured-loan in default	RF	Refinanced
XD	Defaulted, Six Consecutive Payments	UC	Permanently Uninsured / Unreinsured-loan not in default
VA	Disabled Veteran Discharged	UD	Permanently Uninsured / Unreinsured-loan in default
		UI	Uninsured / Unreinsured

Defaulted

Code	Loan Status
DB	Defaulted, Then Bankrupt, Active, Chapter 13
DF	Defaulted, Unresolved
DL	Defaulted, In Litigation
DO	Defaulted, Then Bankrupt, Active, Other
DU	Defaulted, Unresolved
DX	Defaulted, Six Consecutive Payments
DT	Defaulted, Collection Terminated
DZ	Defaulted, Six Consecutive Payments, Then Missed Payment(s)
FR	Fraud
XD	Defaulted, Six Consecutive Payments

5.37 TEACH Oversight Summary Report – TEACH1

The *TEACH Oversight Summary Report* provides a list of students who have received TEACH grants and grants that have converted to TEACH Direct Unsubsidized Loans (D8). Depending on the award year(s) selected for the report, the output includes the student's information and aggregate totals, TEACH grant details, TEACH loan details, and Totals by Program Type.

Report ID	Format	Extract Type	Delivery Method	Report Frequency	Message Class	NSLDS Sending Mailbox
TEACH1	PDF			Ad Hoc		
TEACH1	Extract	Fixed-Width	SAIG	Ad Hoc	AHSLDEOP	TG50012

5.37.1 Fixed-Width File Layout

TEACH Oversight Summary Report Header Record

Length 156

Pos From	Pos To	Data Element	Description	Field Format	Lth
1	1	Record Type	'0'—Represents Header.	Char.	1
2	42	Header Title	Value 'TEACH GRANT/LOAN OVERSIGHT SUMMARY REPORT'.	Char.	41
43	48	Report Id	Identifier of report. TEACH1.	Char.	6
49	56	OPEID	Code for school being reported on.	Char.	8
57	60	Beginning Award Year	Beginning year range for the grant award year and/or award year the loan falls within. Format CCYY.	Num.	4
61	64	Ending Award Year	Ending year range for the grant award year and/or award year the loan falls within. Format CCYY.	Num.	4
65	65	Program Types	Indicator of the programs to display: B=TEACH Grants and Loans G=TEACH Grants L=TEACH Loans	Char.	1

Pos From	Pos To	Data Element	Description	Field Format	Lth
66	67	Region Code	Department of Education Region.	Char.	2
68	84	Sort Control Member	Sort sequence member name.	Char.	17
85	85	Submittal Report Type	'R' = Report 'E' = Extract data file	Char.	1
86	93	Submittal Date	Date which the TEACH Oversight Summary request is submitted. Format CCYYMMDD.	Date	8
94	99	Submittal Time	Time which the TEACH Oversight Summary request is submitted. Format HHMMSS.	Char.	6
100	156	Filler	Attribute to complete record length.	Char.	57

TEACH Oversight Summary Report - Detail 1 Record - Student Totals

Length 156

Pos From	Pos To	Data Element	Description	Field Format	Lth
1	1	Record Type	'1'—Represents Detail.	Char.	1
2	2	Record Sub Type	'1'—Represents Student Totals.	Char.	1
3	11	SSN	Student's SSN.	Char.	9
12	23	First Name	Student's first name.	Char.	12
24	24	MI	Student's middle initial.	Char.	1
25	59	Last Name	Student's last name.	Char.	35
60	67	DOB	Student's date of birth. Format CCYYMMDD.	Date	8
68	76	TEACH Grant Undergraduate Disbursements	Aggregate undergraduate total disbursement amount.	Num.	9
77	85	TEACH Grant Grad. Disbursements	Aggregate graduate total disbursement amount.	Num.	9
86	94	Direct TEACH Loans OPB	Aggregate unsubsidized total OPB amount.	Num.	9
95	156	Filler	Attribute to complete record length.	Char	62

TEACH Oversight Summary Report - Detail 2 Record - TEACH Grant

Length 156

Pos From	Pos To	Data Element	Description	Field Format	Lth
1	1	Record Type	'1'—Represents Detail.	Char.	1
2	2	Record Sub Type	'2'—Represents TEACH Grant.	Char.	1
3	11	SSN	Student's SSN.	Char.	9
12	23	First Name	Student's first name.	Char.	12
24	24	MI	Student's middle initial.	Char.	1
25	59	Last Name	Student's last name.	Char.	35
60	67	DOB	Student's date of birth Format CCYYMMDD	Date	8
68	71	Award Year	Grant award year. Format CCYY	Char.	4
72	79	OPEID	School attended.	Char.	8
80	81	Tran	CPS ISIR Transaction Number.	Num.	2
82	86	Award Amount	Amount of grant.	Num.	5
87	91	Disbursed Amount	Amount of grant disbursed.	Num.	5
92	99	Last Disbursement Date	Date the last payment was made to the student. Format CCYYMMDD	Date	8
100	100	Academic Level	Student's academic or grade level at the school for which a TEACH Grant was originally disbursed.	Char.	1
101	121	Award ID	Unique ID used to identify the grant.	Char.	21
122	123	Status	Code for current status of a grant.	Char.	2
124	131	Status Date	Date when the current Code for Grant Status became effective. Format CCYYMMDD.	Date	8
132	133	Life Circumstance Type	Conditions that are covered under the Family and Medical Leave Act of 1993.	Char.	2
134	141	Date of Life Circumstance	Date when the Life Circumstance became effective. Format CCYYMMDD.	Date	8
142	149	Conversion Date	Date the TEACH Grant was converted into a TEACH Loan. Format CCYYMMDD.	Date	8

Pos From	Pos To	Data Element	Description	Field Format	Lth
150	156	Filler	Attribute to complete record length.	Char	7

*TEACH Oversight Summary Report - Detail 3 Record - TEACH Loan**Length 156*

Pos From	Pos To	Data Element	Description	Field Format	Lth
1	1	Record Type	'1'—Represents Detail.	Char.	1
2	2	Record Sub Type	'3'—Represents TEACH Loan.	Char.	1
3	11	SSN	Student's SSN.	Char.	9
12	23	First Name	Student's first name.	Char.	12
24	24	MI	Student's middle initial.	Char.	1
25	59	Last Name	Student's last name.	Char.	35
60	67	DOB	Student's date of birth. Format CCYYMMDD.	Date	8
68	75	Loan Date	Date Grant was first disbursed. Format CCYYMMDD.	Date	8
76	81	Approved Amount	Amount due on loan.	Num.	6
82	87	Total Disbursement	Total amount showing having been disbursed on the loan.	Num.	6
88	95	Latest Disbursement Date	Date of the last disbursement associated with the TEACH Grant. Format CCYYMMDD.	Date	8
96	103	OPB Date	Date when Amount of Outstanding Principal Balance was last updated. Format CCYYMMDD.	Date	8
104	109	OPB Amount	Cumulative dollar amount of the outstanding principal balance due on a loan.	Num.	6
110	111	Loan Status	Code for current status of a loan.	Char.	2
112	119	Loan Status Date	Date for current status of a loan. Format CCYYMMDD.	Date	8
120	127	Loan Period Begin Date	Beginning date of Award Year associated with the TEACH Grant. Format CCYYMMDD.	Date	8
128	135	Loan Period End Date	Ending date of Award Year associated with the TEACH Grant. Format CCYYMMDD.	Date	8

Pos From	Pos To	Data Element	Description	Field Format	Lth
136	156	Award ID	Unique External/Award ID used to identify a loan.	Char.	21

*TEACH Oversight Summary Report Trailer Record**Length 156*

Pos From	Pos To	Data Element	Description	Field Format	Lth
1	1	Record_Type	'9'—Represents Trailer Record.	Char.	1
2	10	Record_Count	Total count of detail records on this file (excluding header and trailer).	Num.	9
11	21	TEACH Grant Undergraduate Total	Grand Total of all TEACH Grant Undergraduate Disbursements.	Num.	11
22	32	TEACH Grant Graduate Total	Grand Total of all TEACH Grant Graduate Disbursements.	Num.	11
33	43	TEACH Grant Total	Grand Total of all TEACH Grant Disbursements.	Num.	11
44	54	TEACH Loan Total	Grand Total of all TEACH Loan OPB.	Num.	11
55	65	Loan Total	Grand Total of all Loan Amounts.	Num.	11
66	156	Filler	Attribute to complete record length.	Char.	91

Section 6: File Layout for NSLDS Security Reports

The details for each report are organized in alphabetical order by Report ID and include those reports only available to the Primary Destination Point Administrator (PDPA) for your School. The reports are listed under the Team Content folder in Cognos, for those who have administrative oversight rights and responsibilities of their NSLDS users' activity, as PDPAs.

6.1 Unusual IP Address Report – SECIP1

Provides the PDPA a list of the organization's online users who logged on from an Internet Protocol (IP) address, which may be unfamiliar or unauthorized, and should represent a small percentage of their organization's total traffic. For example, if most of the organization's users log onto NSLDS from the same building, specify a small number in the % OF IP TRAFFIC parameter to identify users who log on to NSLDS from other locations

Report ID	Format	Extract Type	Delivery Method	Report Frequency	Message Class	NSLDS Sending Mailbox
SECIP1	PDF			Ad Hoc		
SECIP1	Extract	Fixed-Width	SAIG	Ad Hoc	AHSLDEOP	TG50012

6.1.1 Fixed-Width File Layout

Unusual IP Address Report Header Record

Length 115

Pos FR	Pos TO	Data Element	Description	Field Format	Lth
1	1	Record Type	'0'—Represents Header	Char.	1
2	35	Header Title	Value 'UNUSUAL IP ADDRESS REPORT'	Char.	34
36	41	Report Id	Identifier of report. Value 'SECIP1'	Char.	6
42	49	Org Code	Code for the organization which requested the report.	Char.	8
50	57	Begin Date	Lower end of date range.	Date	8
58	65	End Date	Upper end of date range.	Date	8
66	68	IP Traffic %	Percentage of logons from unusual Internet Protocol addresses. Example 5% would be '005'.	Num.	3
69	85	Filler	Attribute to complete record length.	Char.	17
86	86	Submittal Report Type	'R' = Report 'E' = Extract data file	Char.	1

Pos FR	Pos TO	Data Element	Description	Field Format	Lth
87	94	Submittal Date	Date which the report request is submitted. Format CCYYMMDD.	Date	8
95	100	Submittal Time	Time which the Report request is submitted. Format HHMMSS.	Time	6
101	115	Filler	Attribute to complete record length.	Char.	15

*Unusual IP Address Report Detail Record**Length 115*

Pos FR	Pos TO	Data Element	Description	Field Format	Lth
1	1	Record Type	'1'—Represents Detail	Char.	1
2	9	User ID	User ID of the user who performed lookups on NSLDS from an unusual IP.	Char.	8
10	17	SAIG Mailbox	The SAIG mailbox (TG number) of the user who performed lookups on NSLDS from an unusual IP.	Char.	8
18	52	Last Name	User's last name	Char.	35
53	64	First Name	User's first name	Char.	12
65	103	IP Address	Internet Protocol address used when online session began	Char.	39
104	111	Date	Date logged on from IP address	Date	8
112	115	Begin Time	Time when online session began. Format HHMM	Time	4

*Unusual IP Address Report Trailer Record**Length 115*

Pos FR	Pos TO	Data Element	Description	Field Format	Lth
1	1	Record Type	'9'—Represents Trailer Record	Char.	1
2	10	Record Count	Total count of records.	Num.	9
11	115	Filler	Attribute to complete record length.	Char.	105

6.2 Successful and Unsuccessful Lookups Report – SECLK1

Provides PDPA users with the organization's NSLDS online users and the number of lookups where the Title IV aid recipient was found or not found. If the aid recipient was not found, the report provides the student identifiers that were entered by the NSLDS online user.

Report ID	Format	Extract Type	Delivery Method	Report Frequency	Message Class	NSLDS Sending Mailbox
SECIK1	PDF			Ad Hoc		
SECIK1	Extract	Fixed-Width	SAIG	Ad Hoc	AHSLDEOP	TG50012

6.2.1 Fixed-Width File Layout

Successful and Unsuccessful Lookups Report Header Record

Length 107

Pos FR	Pos TO	Data Element	Description	Field Format	Lth
1	1	Record Type	'0'—Represents Header	Char.	1
2	35	Header Title	Value 'SUCCESSFUL AND UNSUCCESSFUL LOOKUP'	Char.	34
36	41	Report Id	Identifier of report. Value 'SECLK1'	Char.	6
42	49	Org Code	Code for the organization which requested the report.	Char.	8
50	57	Begin Date	Lower end of date range.	Date	8
58	65	End Date	Upper end of date range.	Date	8
66	82	Filler	Attribute to complete record length.	Char.	17
83	83	Submittal Report Type	'R' = Report 'E' = Extract data file	Char.	1
84	91	Submittal Date	Date which the report request is submitted. Format CCYYMMDD.	Date	8
92	97	Submittal Time	Time which the Report request is submitted. Format HHMMSS.	Time	6
98	107	Filler	Attribute to complete record length.	Char.	10

*Successful and Unsuccessful Lookups Report Detail Record Type 1**Length 107*

Pos FR	Pos TO	Data Element	Description	Field Format	Lth
1	1	Record Type	'1'—Represents Detail Type 1	Char.	1
2	2	Record Sub-Type	'1'—Represents the first row for the user	Char.	1
3	10	User ID	User ID of the user who performed lookups on NSLDS.	Char.	8
11	18	SAIG Mailbox	The SAIG mailbox (TG number) of the user who performed lookups on NSLDS.	Char.	8
19	53	Last Name	Title IV aid recipient's last name	Char.	35
54	65	First Name	Title IV aid recipient's first name	Char.	12
66	74	Number of Borrowers Found	Number of successful lookups	Num.	9
75	77	Filler	Attribute to complete record length.	Char.	3
78	86	Number of Borrowers Not Found	Number of unsuccessful lookups	Num.	9
87	107	Filler	Attribute to complete record length.	Char.	21

*Successful and Unsuccessful Lookups Report Detail Record Type 2**Length - 107*

Pos FR	Pos TO	Data Element	Description	Field Format	Lth
1	1	Record Type	'2'—Represents Detail Type 2	Char.	1
2	2	Record Subtype	'2'—Represents the 2 nd and subsequent detail rows for each user	Char.	1
3	10	User ID	User ID of the user who performed lookups on NSLDS.	Char.	8
11	18	SAIG Mailbox	The SAIG mailbox (TG number) of the user who performed lookups on NSLDS.	Char.	8
19	53	Last Name	Last name of the user who has online access to NSLDS.	Char.	35
54	65	First Name	First name of the user who has online access to NSLDS.	Char.	12
66	74	SSN	Title IV aid recipient's SSN	Num.	9

Pos FR	Pos TO	Data Element	Description	Field Format	Lth
75	86	Student First Name	Title IV aid recipient's first name	Char.	12
87	94	DOB	Title IV aid recipient's Date of Birth	Date	8
95	102	Search Date	Date Title IV aid recipient was looked up	Date	8
103	107	Filler	Attribute to complete record length.	Char.	5

*Successful and Unsuccessful Lookups Report Trailer Record**Length 107*

Pos FR	Pos TO	Data Element	Description	Field Format	Lth
1	1	Record Type	'9'—Represents Trailer Record	Char.	1
2	10	Record Count	Total count of records.	Num.	9
11	107	Filler	Attribute to complete record length.	Char.	97

6.3 No Relationship to Borrower Report – SECRL1

Provides the PDPA a list of the organization's online users and the financial aid recipients they looked up where no relationship currently exists on NSLDS between the organization and the recipient. Examples of relationships include receiving a grant at the school, guaranteeing a loan, servicing a loan, or reporting the student on an enrollment roster. Consider the time period needed for the relationship to be established on NSLDS when specifying the begin and end dates for the report.

Report ID	Format	Extract Type	Delivery Method	Report Frequency	Message Class	NSLDS Sending Mailbox
SECRL1	PDF			Ad Hoc		
SECRL1	Extract	Fixed-Width	SAIG	Ad Hoc	AHSLDEOP	TG50012

6.3.1 Fixed-Width File Layout

No Relationship to Borrower Report Header Record

Length 107

Pos FR	Pos TO	Data Element	Description	Field Format	Lth
1	1	Record Type	'0'—Represents Header	Char.	1
2	35	Header Title	Value 'NO RELATIONSHIP TO BORROWER'	Char.	34
36	41	Report Id	Identifier of report. Value 'SECRL1'	Char.	6
42	49	Org Code	Code for the organization which requested the report.	Char.	8
50	57	Begin Date	Lower end of date range.	Date	8
58	65	End Date	Upper end of date range.	Date	8
66	82	Filler	Attribute to complete record length.	Char.	17
83	83	Submittal Report Type	'R' = Report 'E' = Extract data file	Char.	1
84	91	Submittal Date	Date which the report request is submitted. Format CCYYMMDD.	Date	8
92	97	Submittal Time	Time which the Loan Discharge Report request is submitted. Format HHMMSS.	Time	6

Pos FR	Pos TO	Data Element	Description	Field Format	Lth
98	107	Filler	Attribute to complete record length.	Char.	10

*No Relationship to Borrower Report Detail Record**Length 107*

Pos FR	Pos TO	Data Element	Description	Field Format	Lth
1	1	Record Type	'1'—Represents Detail	Char.	1
2	9	User ID	User ID of the user who performed lookups where no relationship exists with the aid recipient on NSLDS.	Char.	8
10	17	SAIG Mailbox	The SAIG mailbox (TG number) of the user who performed lookups on NSLDS.	Char.	8
18	52	Last Name	Online user's last name	Char.	35
53	64	First Name	Online user's first name	Char.	12
65	73	Student SSN	Title IV aid recipient's SSN	Num.	9
74	85	Student First Name	Title IV aid recipient's first name	Char.	12
86	93	Student DOB	Title IV aid recipient's Date of Birth	Date	8
94	107	Filler	Attribute to complete record length.	Char.	14

*No Relationship to Borrower Report Trailer Record**Length 107*

Pos FR	Pos TO	Data Element	Description	Field Format	Lth
1	1	Record Type	'9'—Represents Trailer Record	Char.	1
2	10	Record Count	Total count of records.	Num.	9
11	107	Filler	Attribute to complete record length.	Char.	97

6.4 Online User Detail Report – SECUD1

Provides the PDPA detailed information about all NSLDS User IDs of users associated with organizations for which they are responsible.

Note: This report may prove useful during annual TG number validation.

Report ID	Format	Extract Type	Delivery Method	Report Frequency	Message Class	NSLDS Sending Mailbox
SECUD1	Extract	Fixed-Width	SAIG	Ad Hoc	EHSLDEOP	TG50012

6.4.1 Fixed-Width File Layout

Online User Detail Report Header Record

Length 750

Pos FR	Pos TO	Data Element	Description	Field Format	Lth
1	1	Record Type	'0' – Represents Header.	Char.	1
2	41	Header Title	Value 'ONLINE USER DETAIL'.	Char.	40
42	47	Report ID	Identifier of report. Value 'SECUD'. Where: n is 1 = PDPA	Char.	6
48	50	Organization Type	Code indicating the type of organization being reported on. Where: ANY = a single or combination of types GA = Guaranty Agency LEN = lender LS = lender servicer SCH = school SA = state agency ED = ED region CON = contractor	Char.	3
51	58	Organization Code	Code for the organization being reported on. Asterisk (*) will be used to indicate any.	Char.	8

Pos FR	Pos TO	Data Element	Description	Field Format	Lth
59	66	NSLDS ID	Uniquely distinguishes one NSLDS USER from another.	Char.	8
67	106	FSA ID	Identifier provided by AIMS for a user of NSLDS.	Char.	40
107	113	TG Number	Identifying information used to transmit across the SAIG Communications network.	Char.	7
114	121	Period Start Date	Lower date range for when a NSLDS User was created within NSLDS. Format: CCYYMMDD	Date	8
122	129	Period End Date	Upper date range for when a NSLDS User was created within NSLDS. Format: CCYYMMDD	Date	8
130	130	Status Indicator	Indication of whether active, deactivated or both types of users will be displayed. Where: A = active D = deactivated * = both	Char.	1
131	138	Submittal Date	Date which the report request is submitted. Format CCYYMMDD	Date	8
139	144	Submittal Time	Time which the report request is submitted. Format HHMMSS	Time	6
145	750	Filler	Reserved for system use.	Char.	606

Online User Detail Report Detail Record

Length 750

Pos FR	Pos TO	Data Element	Description	Field Format	Lth
1	1	Record Type	'1' – Represents Detail.	Char.	1
2	256	FSA ID	FSA user ID associated with the user	Char.	255
257	263	TG Number	SAIG mailbox (TG number) of the NSLDS user.	Char.	7
264	271	NSLDS ID	NSLDS user ID associated with the user.	Char.	8

Pos FR	Pos TO	Data Element	Description	Field Format	Lth
272	283	First Name	NSLDS user's first name.	Char.	12
284	318	Last Name	NSLDS user's last name.	Char.	35
319	319	Middle Initial	NSLDS user's middle initial.	Char.	1
320	389	Email Address	NSLDS user's email address.	Char.	70
390	398	SSN	NSLDS user's Social Security Number (SSN).	Char.	9
399	406	Date of Birth	NSLDS user's date of birth (DOB). Format: CCYYMMDD	Date	8
407	414	Organization Code	The value representing the organization code associated with the NSLDS user. Formats are as follows: School's Znnnnnnnn = 0nnnnnnnn GA's \$GAnnn = nnn Lender's \$Lnnnnnn = nnnnnnn Lender Servicer's #Lnnnnnn = nnnnnnn State Agency's \$Sxxnn = xxnn ED and Contractor's \$EDn = EDn/profile where profile is the assigned user profile established when setting up the user.	Char.	8
415	474	Organization Name	The name of the organization associated with the NSLDS user.	Char.	60
475	524	User's Address Line 1	Line one of the street addresses of the NSLDS user.	Char.	50
525	544	User's City	The city part of the NSLDS user's address.	Char.	20
545	546	User's State Code	A two digit alphabetic code identifying the state part of the NSLDS user's address.	Char.	2
547	555	User's Zip Code	The postal zip code for the NSLDS user's address.	Char.	9
556	625	SSO Email	The email address for the System Security Officer for this user for this FSA contract.	Char.	70
626	633	System Create Date	Date the NSLDS user was created. Format: CCYYMMDD	Date	8

Pos FR	Pos TO	Data Element	Description	Field Format	Lth
634	634	Status Indicator	Indicates if the User NSLDS ID is Active or Deactivated. Where: 'A' or space = Active user 'D' = Deactivated.	Char.	1
635	642	Status Date	The date the user was given a status. For an active user, this date is the date he/she was granted to NSLDS. For a deactivated user, this is the date when the user status changed from Active to Deactivated Format: CCYYMMDD	Date	8
643	650	System Deactivation Date	The date when the status of the User NSLDS ID changed from Active to Deactivated. Format: CCYYMMDD	Date	8

Pos FR	Pos TO	Data Element	Description	Field Format	Lth
651	652	Deactivation Reason Code	<p>Code for the reason deactivated the user.</p> <p>Valid values include:</p> <p>1Y = 365 days of NSLDS non-usage</p> <p>BU = Batch User of NSLDS non-usage</p> <p>CA = User failed CAPTCHA verification</p> <p>CS = Customer Service Authorized the suspension</p> <p>DM = Data Mining detected</p> <p>ED = Compromised ID</p> <p>EL = Excessive number of logons into NSLDS</p> <p>ET = Extended amount of logon time in NSLDS</p> <p>LU = User Updating Own Loans</p> <p>MI = Multiple IP Addresses detected</p> <p>NF = Lookups Not Found</p> <p>NR = No Relationships exist between the borrower(s) and the online organization performing the lookup</p> <p>OT = Access deactivated for OTHER reason</p> <p>RE = Access deactivated, user was REMOVED</p> <p>RI = Access deactivated, user RETIRED</p> <p>SI = Sharing IDs when accessing NSLDS</p> <p>ST = Session Takeovers</p> <p>TE = Access deactivated, user TERMINATED</p> <p>UR = Signing up user who is already On Suspended List at NSLDS</p> <p>UT = PDPA User ID- not accessing NSLDS within 359 days</p>	Char.	2

Pos FR	Pos TO	Data Element	Description	Field Format	Lth
653	717	Open Suspension Code / Description	<p>Code indicating the type of incident that occurred followed by a description of the code. This will only be included when the Suspension Status = 'O' (open).</p> <p>Valid values include:</p> <p>1Y = 365 days of NSLDS non-usage</p> <p>BU = Batch User of NSLDS non-usage</p> <p>CA = User failed CAPTCHA verification</p> <p>CS = Customer Service Authorized the suspension</p> <p>DM = Data Mining detected</p> <p>ED = Compromised ID</p> <p>EL = Excessive number of logons into NSLDS</p> <p>ET = Extended amount of logon time in NSLDS</p> <p>LU = User Updating Own Loans</p> <p>MI = Multiple IP Addresses detected</p> <p>NF = Lookups Not Found</p> <p>NR = No Relationships exist between the borrower(s) and the online organization performing the lookup</p> <p>OT = Access deactivated for OTHER reason</p> <p>RE = Access deactivated, user was REMOVED</p> <p>RI = Access deactivated, user RETIRED</p> <p>SI = Sharing IDs when accessing NSLDS</p> <p>ST = Session Takeovers</p> <p>TE = Access deactivated, user TERMINATED</p> <p>UR = Signing up user who is already On Suspended List at NSLDS</p> <p>UT = PDPA User ID- not accessing NSLDS within 359 days</p>	Char.	65
718	725	Suspension Date	<p>The date the User NSLDS ID was suspend.</p> <p>Format: CCYYMMDD</p>	Date	8
726	750	Filler	Reserved for system use.	Char.	25

Pos FR	Pos TO	Data Element	Description	Field Format	Lth
1	1	Record Type	'9' – Represents Trailer Record.	Char.	1
2	10	Record Count	Total count of records.	Num.	9
11	750	Filler	Reserved for system use.	Char.	740

6.5 NSLDS Usage Summary Report – SECUS1

Provides the PDPA a list of the organization's online users and their NSLDS activity. It is divided into two sections. The first section identifies users with active access and provides the date last logged on, average number of hours per day logged on, number of borrowers accessed, a list of unique security e-mail notifications generated for the user, and the date the user completed the NSLDS Annual Security Training and Acknowledgment. The second section identifies information of those online users who are suspended or deactivated and provides the date and reason. If NSLDS sent more than one e-mail for the same type of security issue, it is only listed once. Data are timeframe-specific based on the beginning and end date parameters entered.

Report ID	Format	Extract Type	Delivery Method	Report Frequency	Message Class	NSLDS Sending Mailbox
SECUS1	PDF			Ad Hoc		
SECUS1	Extract	Fixed-Width	SAIG	Ad Hoc	AHSLDEOP	TG50012

6.5.1 Fixed-Width File Layout

NSLDS Usage Summary Report Header Record

Length 146

Pos FR	Pos TO	Data Element	Description	Field Format	Lth
1	1	Record Type	'0'—Represents Header	Char.	1
2	35	Header Title	Value 'NSLDS USAGE SUMMARY REPORT'	Char.	34
36	41	Report Id	Identifier of report. Value 'SECUS1'	Char.	6
42	49	Org Code	Code for the organization which requested the report.	Char.	8
50	57	Begin Date	Lower end of date range.	Date	8
58	65	End Date	Upper end of date range.	Date	8
66	82	Filler	Attribute to complete record length.	Char.	17
83	83	Submittal Report Type	'R' = Report 'E' = Extract data file	Char.	1
84	91	Submittal Date	Date which the report request is submitted. Format CCYYMMDD.	Date	8

Pos FR	Pos TO	Data Element	Description	Field Format	Lth
92	97	Submittal Time	Time which the Loan Discharge Report request is submitted. Format HHMMSS.	Time	6
98	105	User ID	Code for the user that is being researched.	Char.	8
106	146	Filler	Attribute to complete record length.	Char.	41

NSLDS Usage Summary Report Detail Record – Type 1

Length 146

Pos FR	Pos TO	Data Element	Description	Field Format	Lth
1	1	Record Type	'1'–Represents Detail	Char.	1
2	2	Record Sub-Type	'1'–Represents the first row for the user	Char.	1
3	10	User ID	User ID of the user who has online access to NSLDS.	Char.	8
11	18	SAIG Mailbox	SAIG mailbox (TG number) of the user who has online access to NSLDS.	Char.	8
19	53	Last Name	Last name of the user who has online access to NSLDS.	Char.	35
54	65	First Name	First name of the user who has online access to NSLDS.	Char.	12
66	73	Date of Last Log On	Date when the user most recently logged on to NSLDS.	Date	8
74	77	Average Hours Logged On	Average number of hours logged on during the specified date range. If the user was logged on an average of four hours and 30 minutes per day, it would show 0045.	Num.	4
78	86	Number of Borrowers Accessed	Number of Title IV aid recipients whom the online user accessed during the specified date range.	Num.	9
87	94	Date of Last Security Acknowledgement Training	Date when the user most recently completed security acknowledgement training.	Date	8
95	99	Number of Logons	Count of how many times a user has logged on during the specified date range.	Num.	5

Pos FR	Pos TO	Data Element	Description	Field Format	Lth
100	104	Number of Session Takeovers	Count of how many times a user's session has been taken over during the specified date range.	Num.	5
105	146	Filler	Attribute to complete record length.	Char.	42

NSLDS Usage Summary Report Detail Record – Type 1A (Unique Emails)

Length 146

Pos FR	Pos TO	Data Element	Description	Field Format	Lth
1	1	Record Type	'1'–Represents Detail	Char.	1
2	2	Record Sub-Type	'2'–Represents the 2nd and subsequent detail rows for each user and provides each unique email type	Char.	1
3	10	User ID	User ID of the user who has online access to NSLDS.	Char.	8
11	18	Filler	Attribute to complete record length.	Char.	8
19	53	Last Name	Last name of the user who has online access to NSLDS.	Char.	35
54	65	First Name	First name of the user who has online access to NSLDS.	Char.	12
66	86	Filler	Attribute to complete record length.	Char.	21
87	146	Email Type	Type of warning or suspension email.	Char.	60

NSLDS Usage Summary Report Detail Record – Type 2 (Users Suspended/Deactivated)

Length 146

Pos FR	Pos TO	Data Element	Description	Field Format	Lth
1	1	Record Type	'2'–Represents Detail Record Type 2	Char.	1
2	2	Filler	Attribute to complete record length.	Char.	1
3	10	User ID	User ID of the user who has online access to NSLDS.	Char.	8
11	18	SAIG Mailbox	SAIG mailbox (TG number) of the user who has online access to NSLDS.	Char.	8

Pos FR	Pos TO	Data Element	Description	Field Format	Lth
19	53	Last Name	Last name of the user who has online access to NSLDS.	Char.	35
54	65	First Name	First name of the user who has online access to NSLDS.	Char.	12
66	73	Date of Suspension	Date when user's online access to NSLDS was suspended.	Date	8
74	86	Filler	Attribute to complete record length.	Char.	13
87	146	Reason for Suspension	Reason to detail why the online user's access was suspended.	Char.	60

*NSLDS Usage Summary Report Trailer Record**Length 146*

Pos FR	Pos TO	Data Element	Description	Field Format	Lth
1	1	Record Type	'9'—Represents Trailer Record	Char.	1
2	10	Record Count	Total count of records.	Num.	9
11	146	Filler	Attribute to complete record length.	Char.	136

6.6 Unusual Working Hours Report – SECWH1

Provides ED and PDPA users a list of the organization's NSLDS online users who logged on the NSLDSFAP Web site at times specified in the request parameters. Intended to provide information on users who access NSLDS outside normal working hours, any time period from 00:00 to 23:59 in a 24-hour period (using the central time zone) can be designated.

Report ID	Format	Extract Type	Delivery Method	Report Frequency	Message Class	NSLDS Sending Mailbox
SECWH1	PDF			Ad Hoc		
SECWH1	Extract	Fixed-Width	SAIG	Ad Hoc	AHSLDEOP	TG50012

6.6.1 Fixed-Width File Layout

Unusual Working Hours Report Header Record

Length 120

Pos FR	Pos TO	Data Element	Description	Field Format	Lth
1	1	Record Type	'0'—Represents Header	Char.	1
2	35	Header Title	Value 'UNUSUAL WORKING HOURS REPORT'	Char.	34
36	41	Report Id	Identifier of report. Value 'SECWH1'	Char.	6
42	44	Org Type	Type of organization on report	Char.	3
45	52	Org Code	Code for the organization which requested the report.	Char.	8
53	60	User ID	User ID specified in parameters, if any	Char.	8
61	68	Begin Date	Lower end of date range.	Date	8
69	76	End Date	Upper end of date range.	Date	8
77	81	Begin Time	Beginning of unusual hours. Format HH:MM	Time	5
82	86	End Time	Ending of unusual hours. Format HH:MM	Time	5
87	103	Filler	Attribute to complete record length.	Char.	17

Pos FR	Pos TO	Data Element	Description	Field Format	Lth
104	104	Submittal Report Type	'R' = Report 'E' = Extract data file	Char.	1
105	112	Submittal Date	Date which the report request is submitted. Format CCYYMMDD.	Date	8
113	118	Submittal Time	Time which the Loan Discharge Report request is submitted. Format HHMMSS.	Time	6
119	120	Filler	Attribute to complete record length.	Char.	2

*Unusual Working Hours Report Detail Record**Length 120*

Pos FR	Pos TO	Data Element	Description	Field Format	Lth
1	1	Record Type	'1'—Represents Detail	Char.	1
2	9	User ID	User ID of the user accessing the system during unusual working hours.	Char.	8
10	17	SAIG Mailbox	The SAIG mailbox (TG number) of the user.	Char.	8
18	52	Last Name	Online user's last name	Char.	35
53	64	First Name	Online user's first name	Char.	12
65	72	Date	Date when user worked unusual hours	Date	8
73	76	Start Time	Time when unusual hours began	Time	4
77	80	End Time	Time when unusual hours ended	Time	4
81	120	Filler	Attribute to complete record length.	Char.	40

*Unusual Working Hours Report Trailer Record**Length 120*

Pos FR	Pos TO	Data Element	Description	Field Format	Lth
1	1	Record Type	'9'—Represents Trailer Record	Char.	1
2	10	Record Count	Total count of records.	Num.	9
11	120	Filler	Attribute to complete record length.	Char.	110